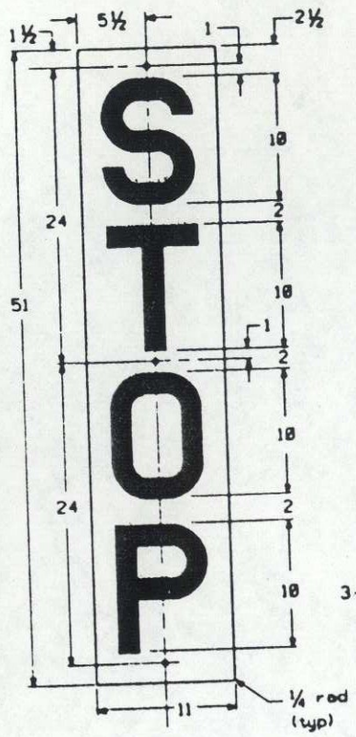

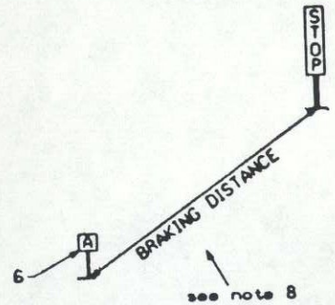

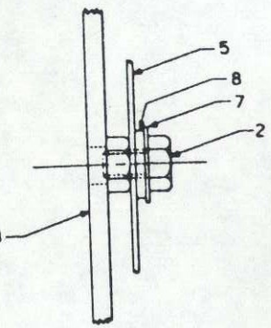

Enlarged view of area at A

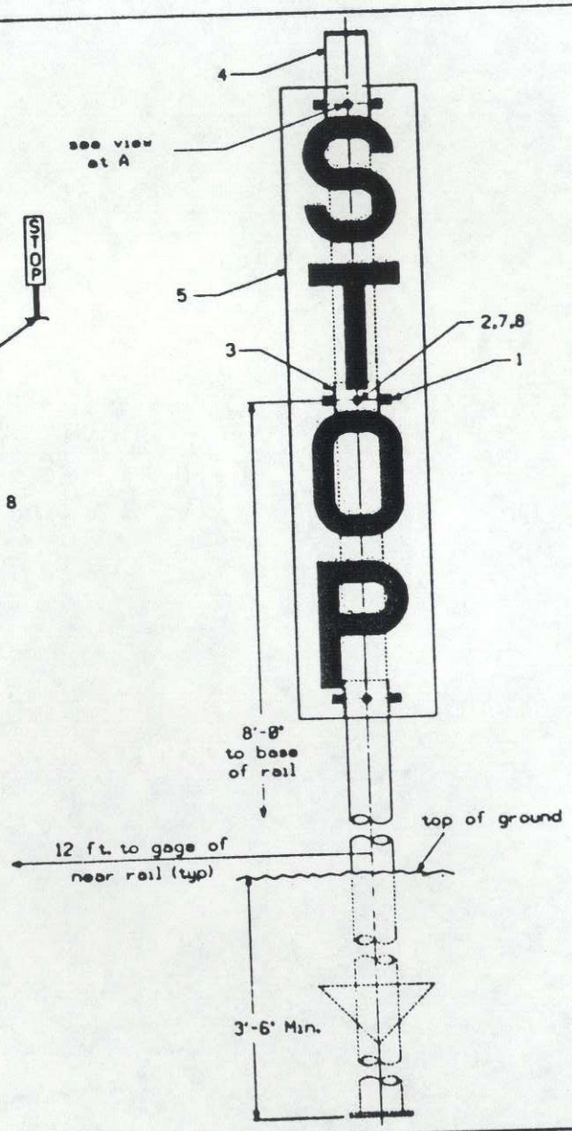

ITEM	NAME	REQ	REF	ACCT NO
1	Bolt,3/8-16x1-1/4LG-Hex Hd	9		
2	Bolt,3/8-16x5/8LG-Hex Hd	3		
3	Collar	3	74647	02-134854
4	Post	1	74645	02-372485
5	Sign,stop	1	7010-1	02-496949
6	Approach sign	1	MW78317	02-487283
7	Washer,3/8 Plain	3		19-751351
8	Washer,neoprene	3	9000-50	19-797172
9				
10				

NOTES:

1. Sign to made from 6061-T6 aluminum alloy plate 0.081" thick.
2. Sign to be faced with Scotchlite or equal reflective material bonded to aluminum alloy plate. Colors to be as specified.
3. Sign to be single faced.
4. Proportions of letters to be in accordance with standard M/W plan 78010-A.
5. Bolts, nuts, and washers must be cadmium plated.
6. Paint post with black paint.
7. When installing post, coat all underground parts with no-oxide grease or equal.
8. Approach sign item 6 to be used in conjunction with stop sign located at breaking distance in advance of stop sign per MW 4, Sec. 213.6 .

74

REV	DATE	CHD BY

SIGN 7010-1

Face entire plate with No.2872 Red high intensity Scotchlite mat'l. (47-723489)

Letters to be No.2870 Silver high intensity Scotchlite (47-723000).

SHEET 1

CONRAIL CS-7010

STANDARD

STOP SIGN - PERMANENT

Approved [illegible] Chief Engineer C&S

ISSUE DATE: OCT.23,1980

REV.