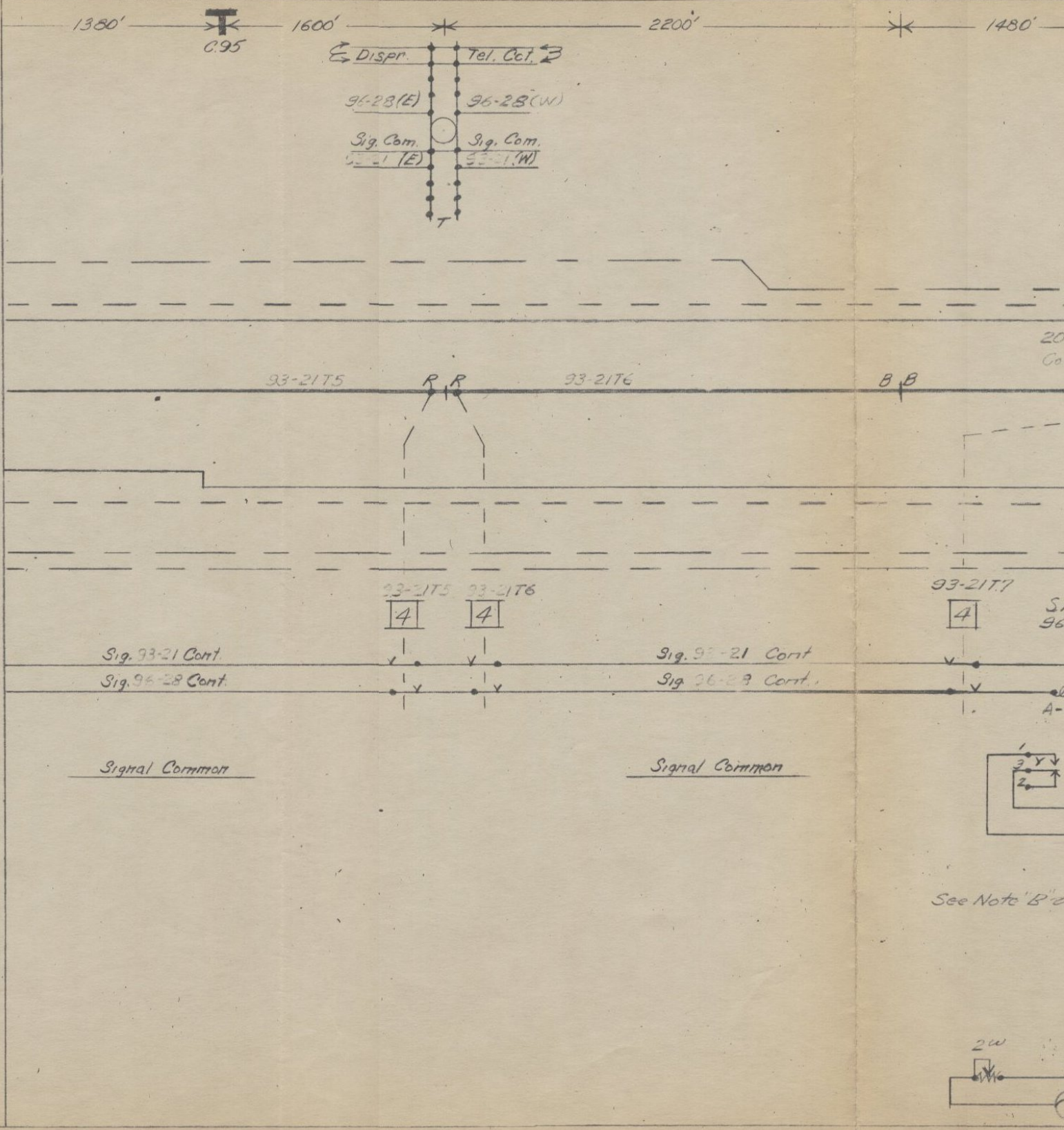
1380'
C.95
1600'
2200'
1480'
Dispr.
Tel. Cct.
96-28(E)
96-28(W)
Sig. Com.
Sig. Com.
93-21 (E)
93-21 (W)
T
93-21T5
R R
93-21T6
B B
93-21T5
93-21T6
4
4
93-21T7
4
Sig. 93-21 Cont.
Sig. 96-28 Cont.
Sig. 93-21 Cont
Sig. 96-28 Cont.
Signal Common
Signal Common
1
3
Y
2
See Note "B"
2W

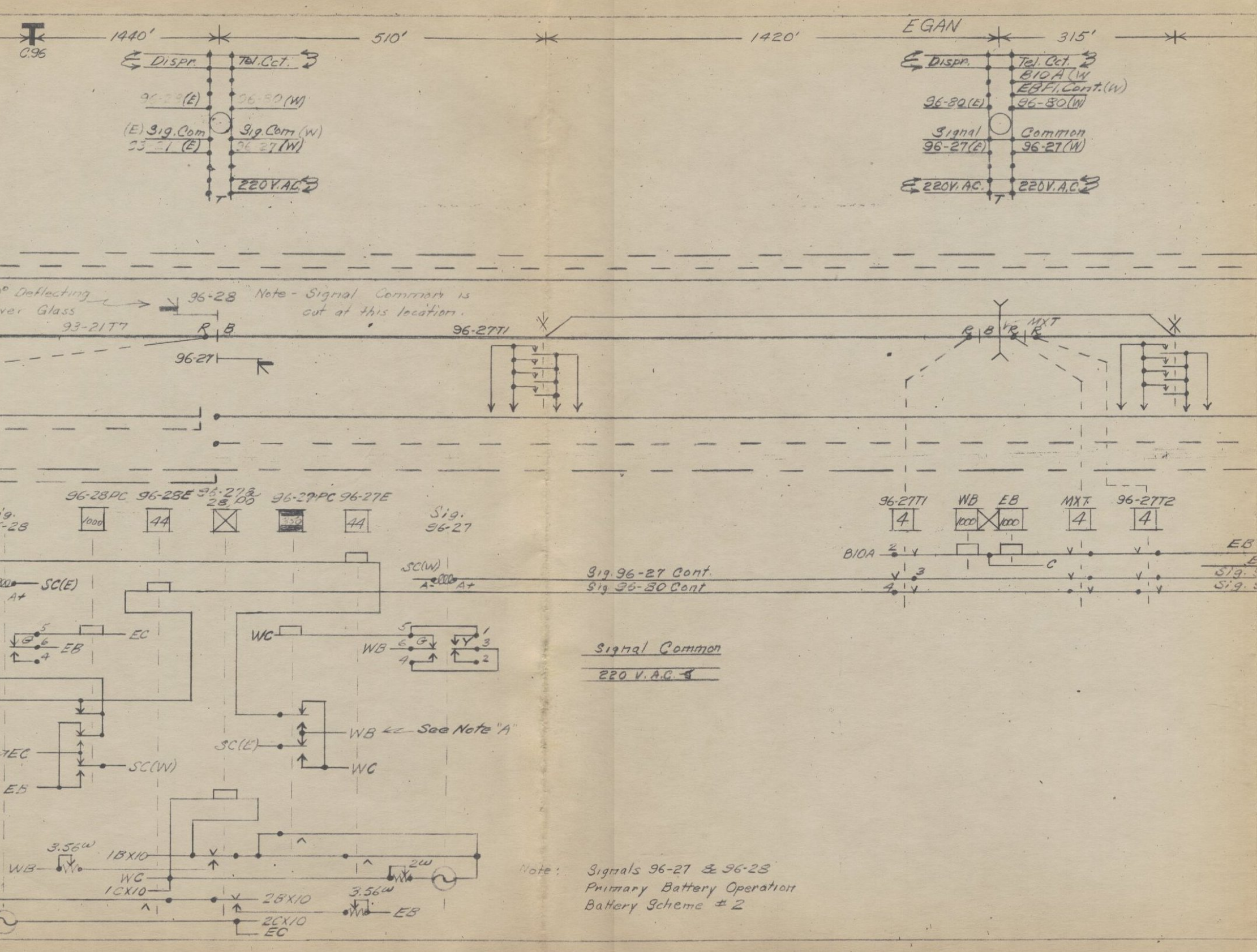
C.96
1440'
510'
1420'
EGAN
315'
Dispr.
Tel. Cct.
96-29(E)
96-80(W)
(E) Sig. Com
Sig. Com (W)
96-27 (E)
96-27 (W)
220 V. A.C.
T
Dispr.
Tel. Cct.
B10A (W
EBFl. Cont. (W)
96-80 (E)
96-80 (W)
Signal
Common
96-27 (E)
96-27 (W)
220 V. A.C.
220 V. A.C.
T
° Deflecting
ver Glass
93-21T7
96-28
R B
96-27
96-27T1
R B VR MXT R
96-28PC
96-28E
96-27 & 28 DO
96-27PC
96-27E
1000
44
330
44
Sig. 96-28
Sig. 96-27
96-27T1
WB
EB
MXT
96-27T2
4
1000
1000
4
4
B10A
2
3
4
C
EB
Sig.
Sig.
SC(W)
A-
A+
SC(E)
A+
Sig. 96-27 Cont.
Sig. 96-80 Cont.
5
G
6
4
EB
EC
WC
5
G
Y
1
WB
6
3
4
2
EC
SC(W)
EB
SC(E)
WB
See Note "A"
WC
Signal Common
220 V.A.C.
3.56w
1BX10
WB
WC
1CX10
2w
28X10
3.56w
EB
2CX10
EC

Note - Signal Common is cut at this location.

Note: Signals 96-27 & 96-28
Primary Battery Operation
Battery Scheme # 2

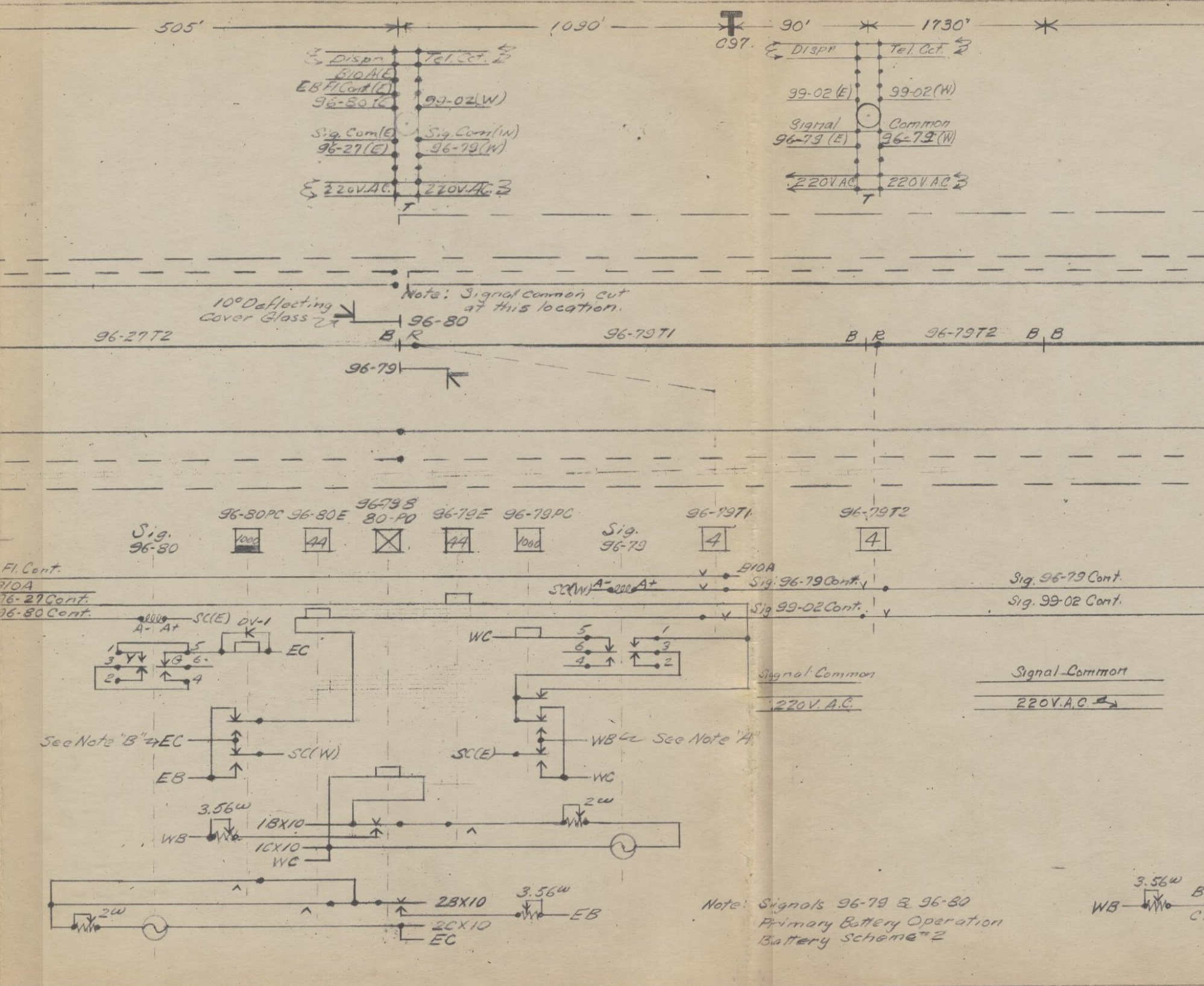
505'
1090'
90'
1730'
C97.
Dispn
Tel. Cct.
B10A(E)
EB Fl. Cont.(E)
96-80(E)
99-02(W)
Sig. Com(E)
Sig. Com(W)
96-27(E)
96-79(W)
220V.A.C.
220V.A.C.
T
Dispr
Tel. Cct.
99-02(E)
99-02(W)
Signal
Common
96-79(E)
96-79(W)
220V.A.C.
220V.A.C.
T
10° Deflecting Cover Glass
96-80
96-27T2
B
R
96-79T1
B
R
96-79T2
B
B
96-79
96-80PC
96-80E
96-79 & 80-PO
96-79E
96-79PC
96-79T1
96-79T2
Sig. 96-80
1000
44
44
1000
Sig. 96-79
4
4
Fl. Cont.
B10A
96-27 Cont.
96-80 Cont.
A-
A+
SC(E)
OV-1
EC
1
3
Y
2
5
G
6
4
B10A
Sig. 96-79 Cont.
Sig. 99-02 Cont.
SC(W)
A-
A+
WC
5
6
4
1
3
2
Signal Common
220V. A.C.
Sig. 96-79 Cont.
Sig. 99-02 Cont.
Signal Common
220V.A.C.
See Note "B"
EC
SC(W)
EB
SC(E)
WB
See Note "A"
WC
3.56w
WB
18X10
1CX10
WC
2w
2w
28X10
3.56w
EB
2CX10
EC
3.56w
WB
B
C

Note: Signal common cut at this location.

Note: Signals 96-79 & 96-80
Primary Battery Operation
Battery Scheme #2

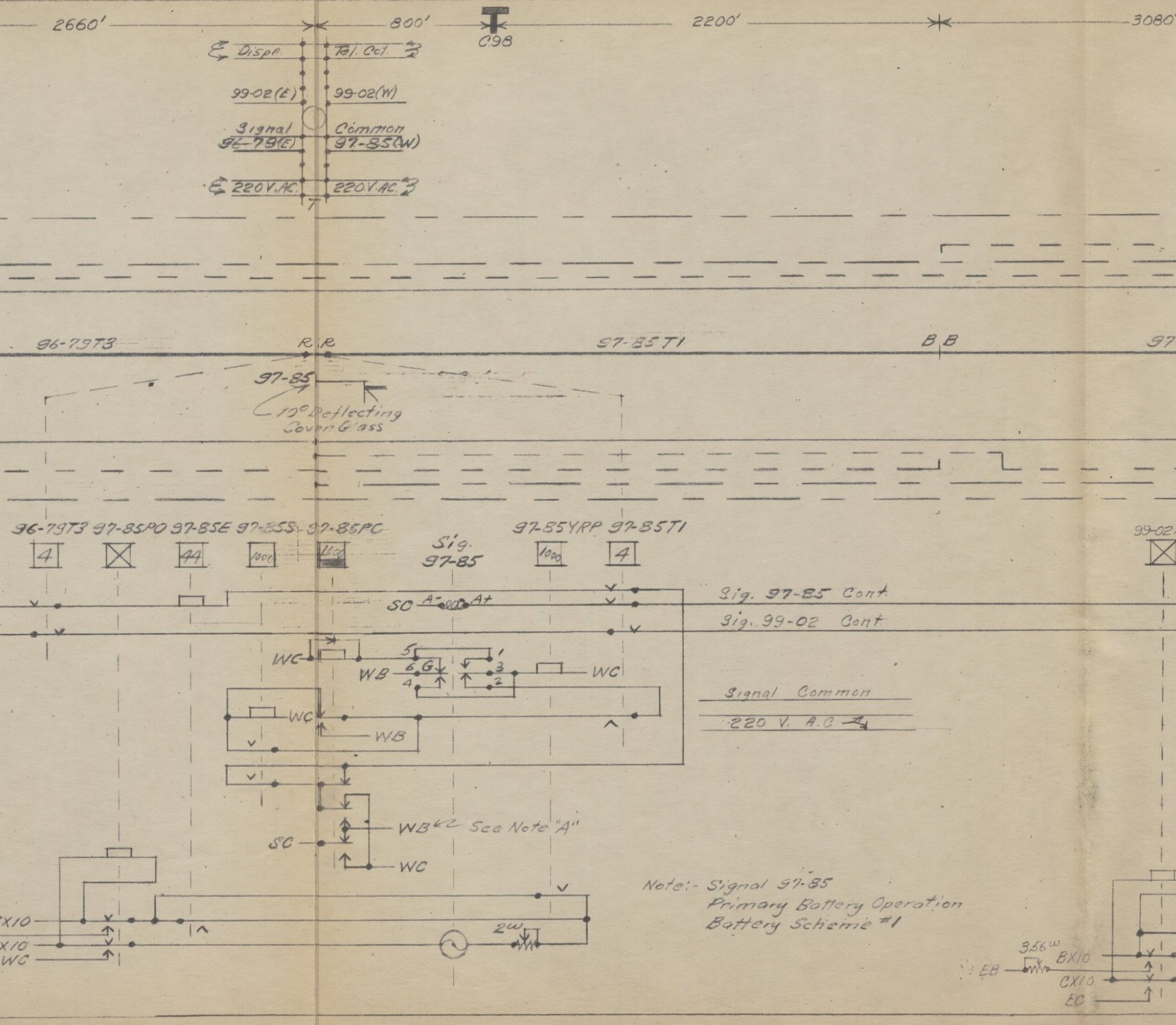
2660'
800'
C98
2200'
3080'
Dispr.
Tel. Cct.
99-02(E)
99-02(W)
Signal
Common
96-79(E)
97-85(W)
220 V. AC.
220 V. AC.
96-79T3
R R
97-85T1
B B
97-85
10° Deflecting Cover Glass
96-79T3
97-85PO
97-85E
97-85S
97-85PC
Sig. 97-85
97-85YRP
97-85T1
99-02
4
44
1000
1100
1000
4
SC
A-
A+
Sig. 97-85 Cont.
Sig. 99-02 Cont.
WC
WB
5
6
G
4
1
3
2
WC
WC
WB
Signal Common
220 V. A.C.
WB
See Note "A"
SC
WC
BX10
CX10
WC
2ω
3.56ω
EB
BX10
CX10
EC

Note:- Signal 97-85
Primary Battery Operation
Battery Scheme #1

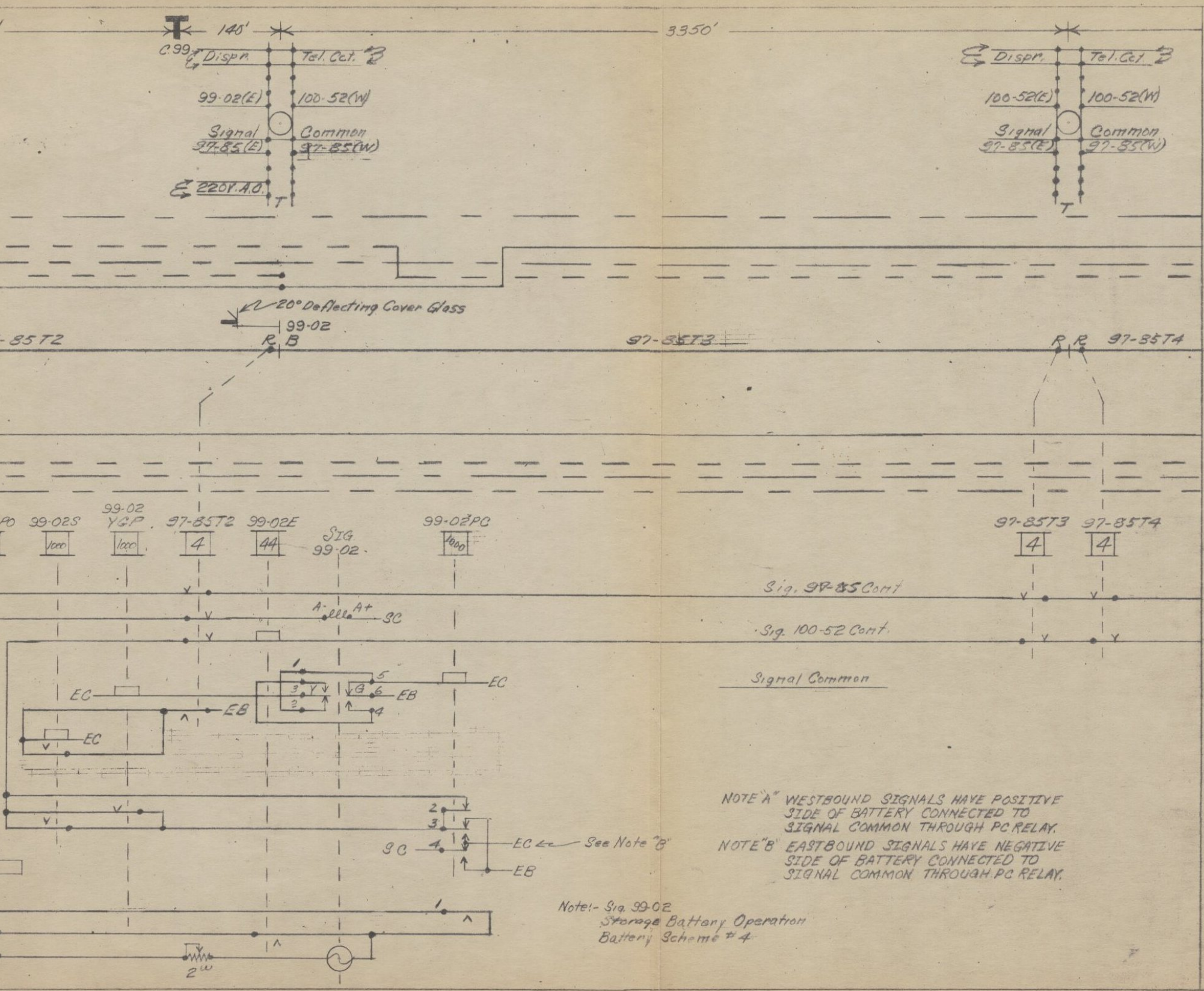
140'
3350'
C.99
Dispn.
Tel. Cct.
99-02(E)
100-52(W)
Signal
Common
97-85(E)
97-85(W)
220V. A.C.
T
Dispn.
Tel. Cct.
100-52(E)
100-52(W)
Signal
Common
97-85(E)
97-85(W)
T
20° Deflecting Cover Glass
99-02
R B
-85T2
97-85T3
R R
97-85T4
PO
99-02S
1000
99-02 YGP
1000
97-85T2
4
99-02E
44
SIG. 99-02
99-02PC
1000
97-85T3
4
97-85T4
4
Sig. 97-85 Cont.
Sig. 100-52 Cont.
Signal Common
A-
A+
SC
EC
EB
EC
1
3
2
Y
G
5
6
4
EB
EC
2
3
4
SC
EC
See Note "B"
EB
2ω

NOTE "A" WESTBOUND SIGNALS HAVE POSITIVE SIDE OF BATTERY CONNECTED TO SIGNAL COMMON THROUGH PC RELAY.

NOTE "B" EASTBOUND SIGNALS HAVE NEGATIVE SIDE OF BATTERY CONNECTED TO SIGNAL COMMON THROUGH PC RELAY.

Note:- Sig. 99-02
Storage Battery Operation
Battery Scheme #4

REVISED
4-29-53
7-22-58

Zachary C. Gillihan

Digitally signed by Zachary C. Gillihan
DN: cn=Zachary C. Gillihan, o=ZCG Utility Scrap, ou, email=amerenue04@yahoo.com, c=US
Date: 2010.08.21 19:56:55 -05'00'

Sheet 28
Redrawn 4-29-53