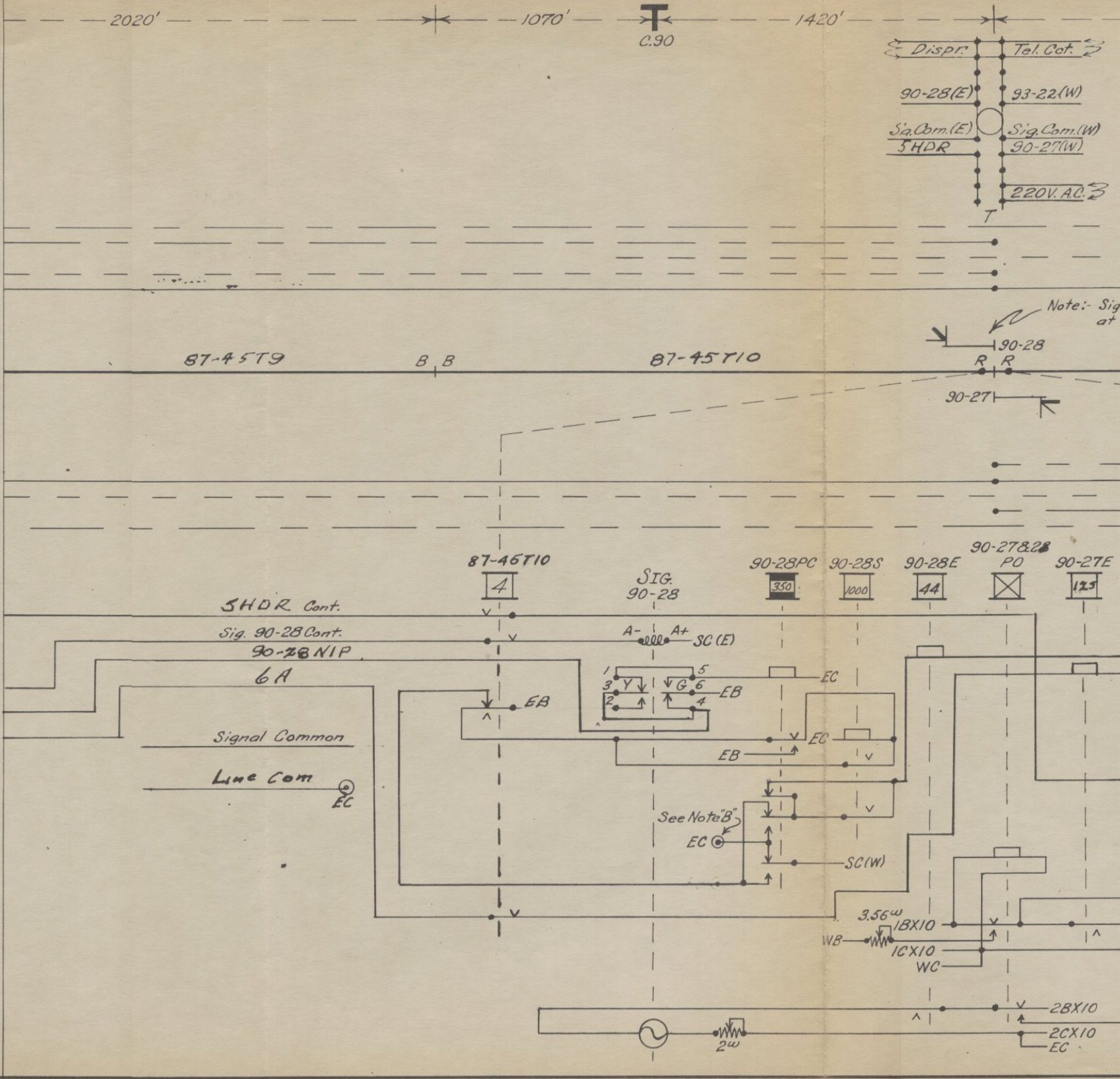
2020'
1070'
1420'
C.90
Dispr.
Tel. Cct.
90-28(E)
93-22(W)
Sig. Com.(E)
Sig. Com.(W)
5HDR
90-27(W)
220V. A.C.
T
Note:- Sig
at
90-28
R R
87-45T9
B B
87-45T10
90-27
87-45T10
4
SIG.
90-28
90-28PC
350
90-28S
1000
90-28E
44
90-27&28
PO
90-27E
125
5HDR Cont.
Sig. 90-28 Cont.
90-28 NIP
6A
A-
A+
SC (E)
1
5
3
Y
G
6
2
4
EB
EC
EB
EC
EB
Signal Common
Line Com
EC
See Note "B"
EC
SC(W)
3.56ω
1BX10
WB
1CX10
WC
2BX10
2CX10
EC
2ω

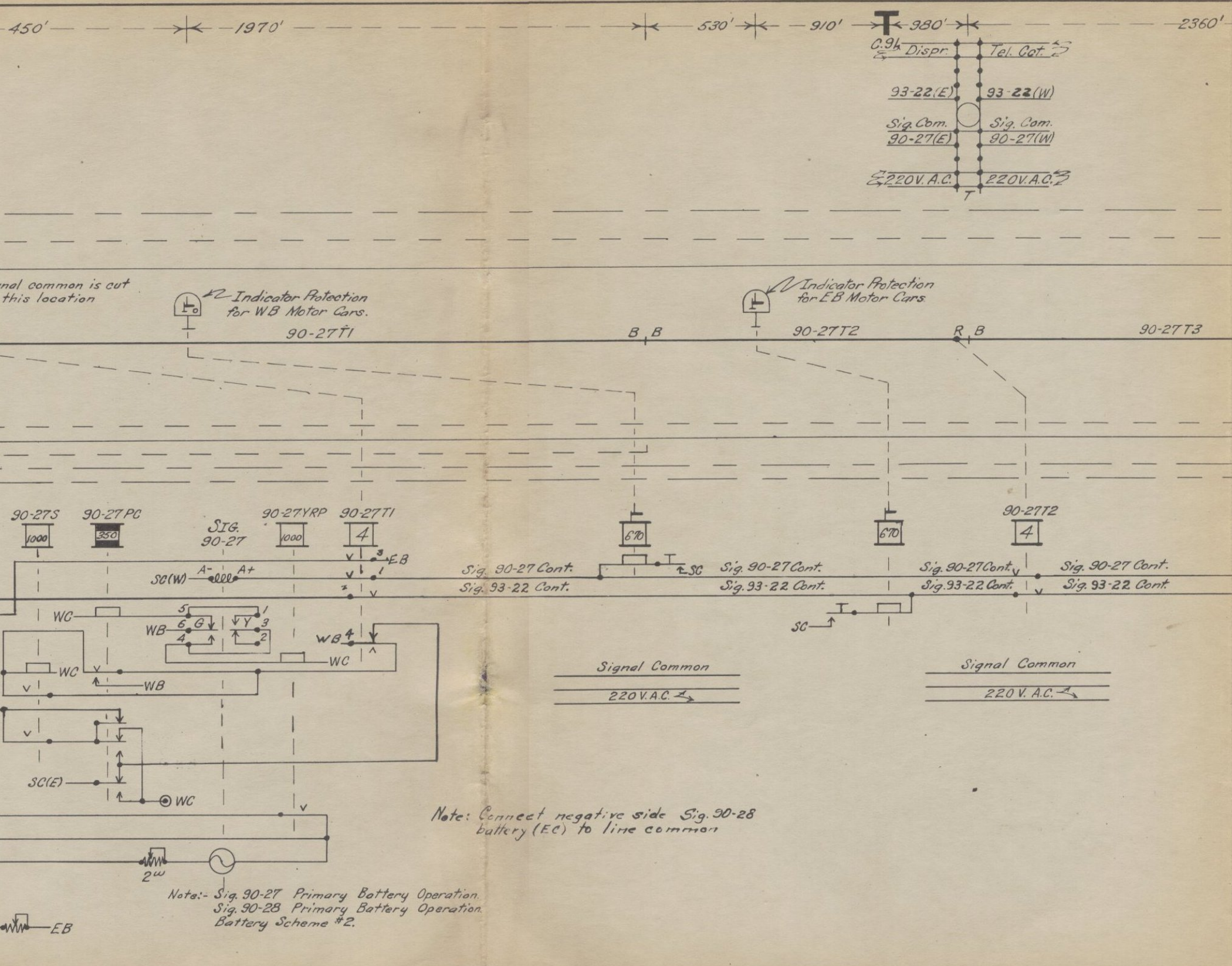
450'
1970'
530'
910'
980'
2360'
C.9L
Dispr.
Tel. Cot.
93-22(E)
93-22(W)
Sig. Com.
90-27(E)
Sig. Com.
90-27(W)
220V. A.C.
220V. A.C.
T
nal common is cut
this location
Indicator Protection
for WB Motor Cars.
Indicator Protection
for EB Motor Cars.
90-27T1
B
B
90-27T2
R
B
90-27T3
90-27S
1000
90-27PC
350
SIG.
90-27
90-27YRP
1000
90-27T1
4
670
670
90-27T2
4
EB
SC(W)
A-
A+
Sig. 90-27 Cont.
Sig. 93-22 Cont.
SC
Sig. 90-27 Cont.
Sig. 93-22 Cont.
Sig. 90-27 Cont.
Sig. 93-22 Cont.
Sig. 90-27 Cont.
Sig. 93-22 Cont.
SC
WC
WB
G
Y
WB
WC
WC
WB
SC(E)
WC
2W
EB
Signal Common
220V. A.C.
Signal Common
220V. A.C.

Note: Connect negative side Sig. 90-28 battery (EC) to line common

Note:- Sig. 90-27 Primary Battery Operation.
Sig. 90-28 Primary Battery Operation.
Battery Scheme #2.

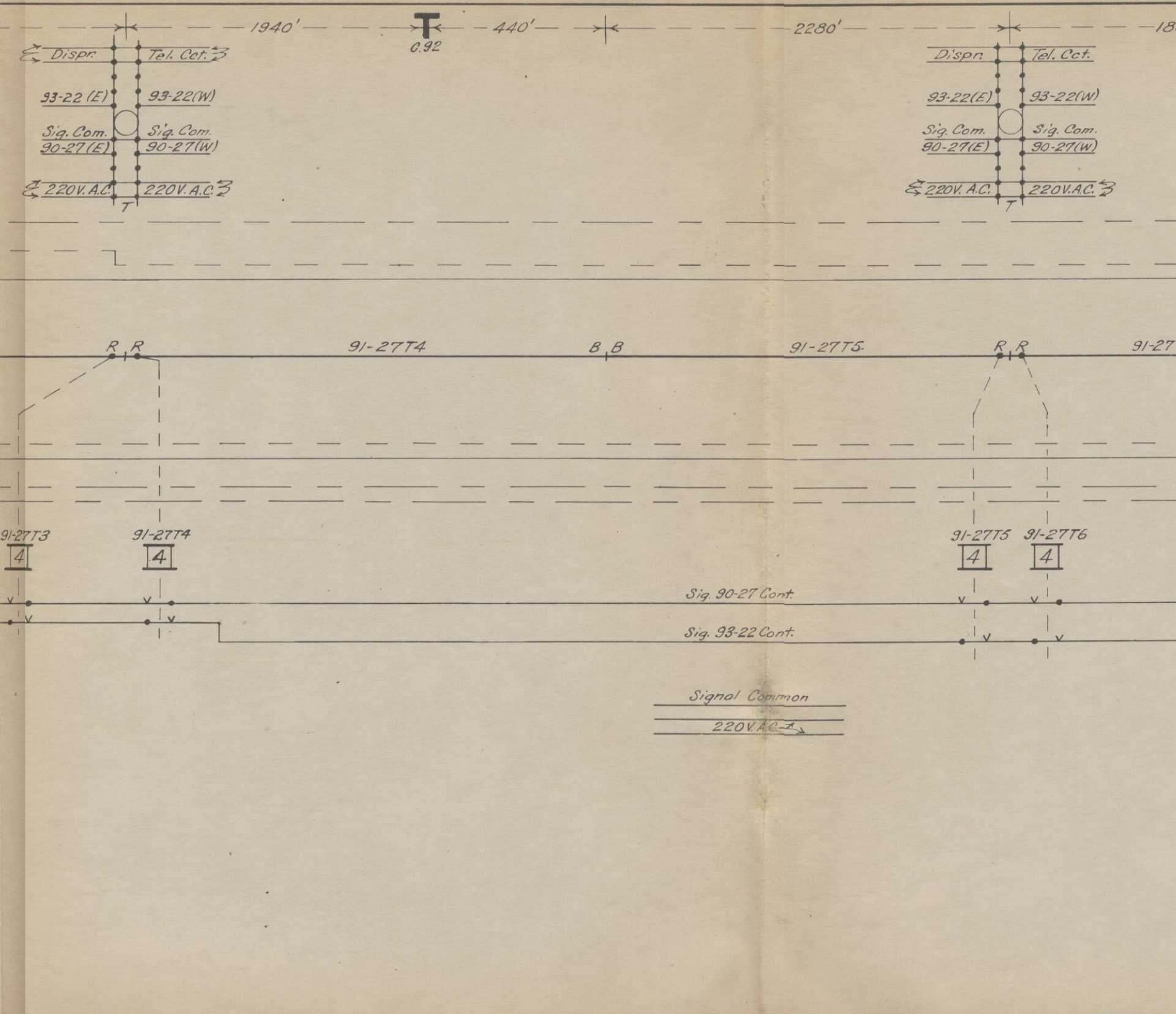
1940'
T
0.92
440'
2280'
18
Dispr.
Tel. Cct.
93-22 (E)
93-22(W)
Sig. Com.
90-27(E)
Sig. Com.
90-27(W)
220V. A.C.
220V. A.C.
T
Dispr.
Tel. Cct.
93-22(E)
93-22(W)
Sig. Com.
90-27(E)
Sig. Com.
90-27(W)
220V. A.C.
220V.A.C.
T
R R
91-27T4
B B
91-27T5
R R
91-27
91-27T3
4
91-27T4
4
91-27T5
4
91-27T6
4
Sig. 90-27 Cont.
Sig. 93-22 Cont.
Signal Common
220V. A.C.

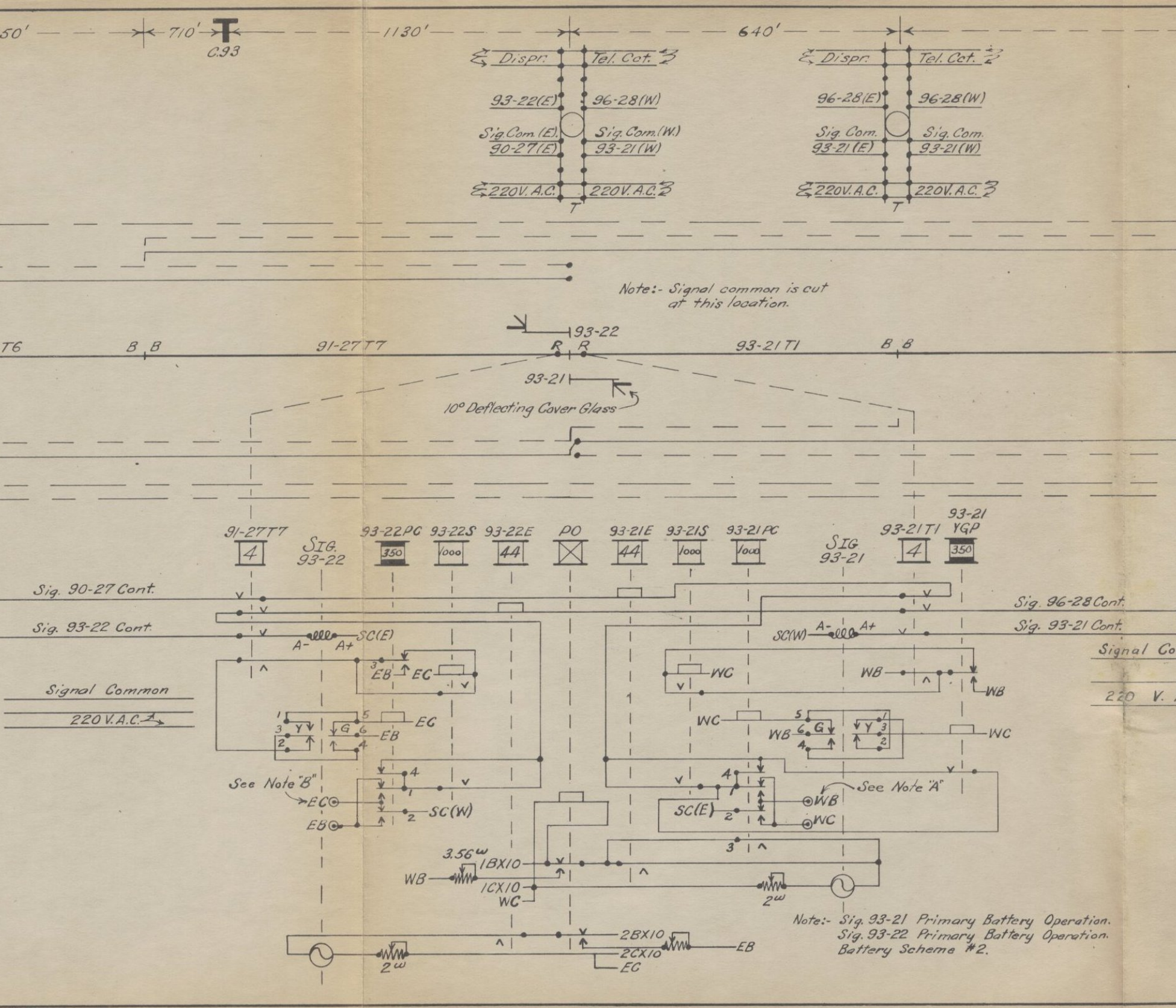
50'
710'
C.93
1130'
640'
Dispr.
Tel. Cct.
93-22(E)
96-28(W)
Sig. Com. (E)
Sig. Com. (W.)
90-27(E)
93-21(W)
220V. A.C.
220V. A.C.
T
Dispr.
Tel. Cct.
96-28(E)
96-28(W)
Sig. Com.
Sig. Com.
93-21(E)
93-21(W)
220V. A.C.
220V. A.C.
T
T6
B B
91-27 T7
93-22
R R
93-21 T1
B B
93-21
10° Deflecting Cover Glass
91-27T7
4
SIG. 93-22
93-22PC
350
93-22S
1000
93-22E
44
PO
93-21E
44
93-21S
1000
93-21PC
1000
SIG 93-21
93-21T1
4
93-21 YGP
350
Sig. 90-27 Cont.
Sig. 93-22 Cont.
A-
A+
SC(E)
EB
EC
Signal Common
220 V.A.C.
Y
G
EC
EB
See Note "B"
EC
EB
SC(W)
3.56w
1BX10
1CX10
WB
WC
2BX10
2CX10
EB
EC
2w
Sig. 96-28 Cont.
Sig. 93-21 Cont.
SC(W)
A-
A+
WC
WB
WB
Signal Co
220 V.
WC
WB
G
Y
WC
See Note "A"
SC(E)
WB
WC
2w

Note:- Signal common is cut at this location.

Note:- Sig. 93-21 Primary Battery Operation.
Sig. 93-22 Primary Battery Operation.
Battery Scheme #2.

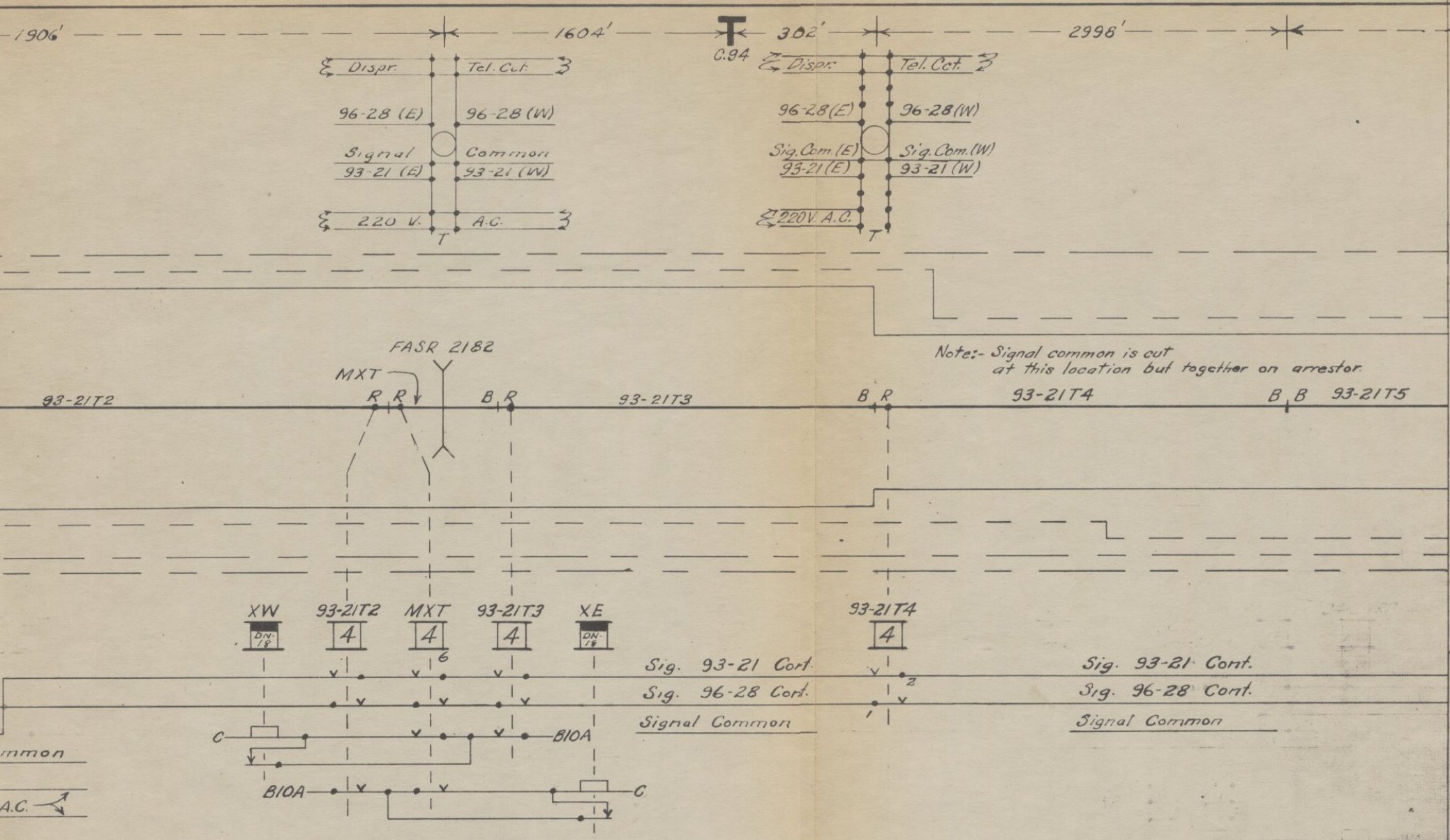
1906'
1604'
C.94
302'
2998'
Dispr.
Tel. Cct.
96-28 (E)
96-28 (W)
Signal
Common
93-21 (E)
93-21 (W)
220 V.
A.C.
T
Dispr.
Tel. Cct.
96-28(E)
96-28(W)
Sig. Com.(E)
Sig. Com.(W)
93-21(E)
93-21(W)
220V. A.C.
T
FASR 2182
MXT
93-21T2
R R
B R
93-21T3
B R
93-21T4
B B
93-21T5
XW
DN-18
93-21T2
4
MXT
4
6
93-21T3
4
XE
DN-18
93-21T4
4
Sig. 93-21 Cont.
Sig. 96-28 Cont.
Signal Common
1
2
Sig. 93-21 Cont.
Sig. 96-28 Cont.
Signal Common
C
B10A
B10A
C
mmon
A.C.

Note:- Signal common is cut at this location but together on arrestor.

Note - For complete circuits at FASR 2182, See Crossing Protection Plan #460-X.

NOTE "A" - WESTBOUND SIGNALS HAVE POSITIVE SIDE OF BATTERY CONNECTED TO SIGNAL COMMON THROUGH PC RELAY.

NOTE "B" - EASTBOUND SIGNALS HAVE NEGATIVE SIDE OF BATTERY CONNECTED TO SIGNAL COMMON THROUGH PC RELAY.

NOTE "C" See plans C.G.W. #668-G & C.M.ST.P.&P. #C1-89-1 thru 5 for Auto. Int. plans.

Revised

1-10-51
4-28-53
7-22-58

Zachary C. Gillihan
Digitally signed by Zachary C. Gillihan
DN: cn=Zachary C. Gillihan, o=ZCG Utility Scrap, ou, email=amerenue04@yahoo.com, c=US
Date: 2010.08.21 20:59:54 -05'00'

Sheet 27