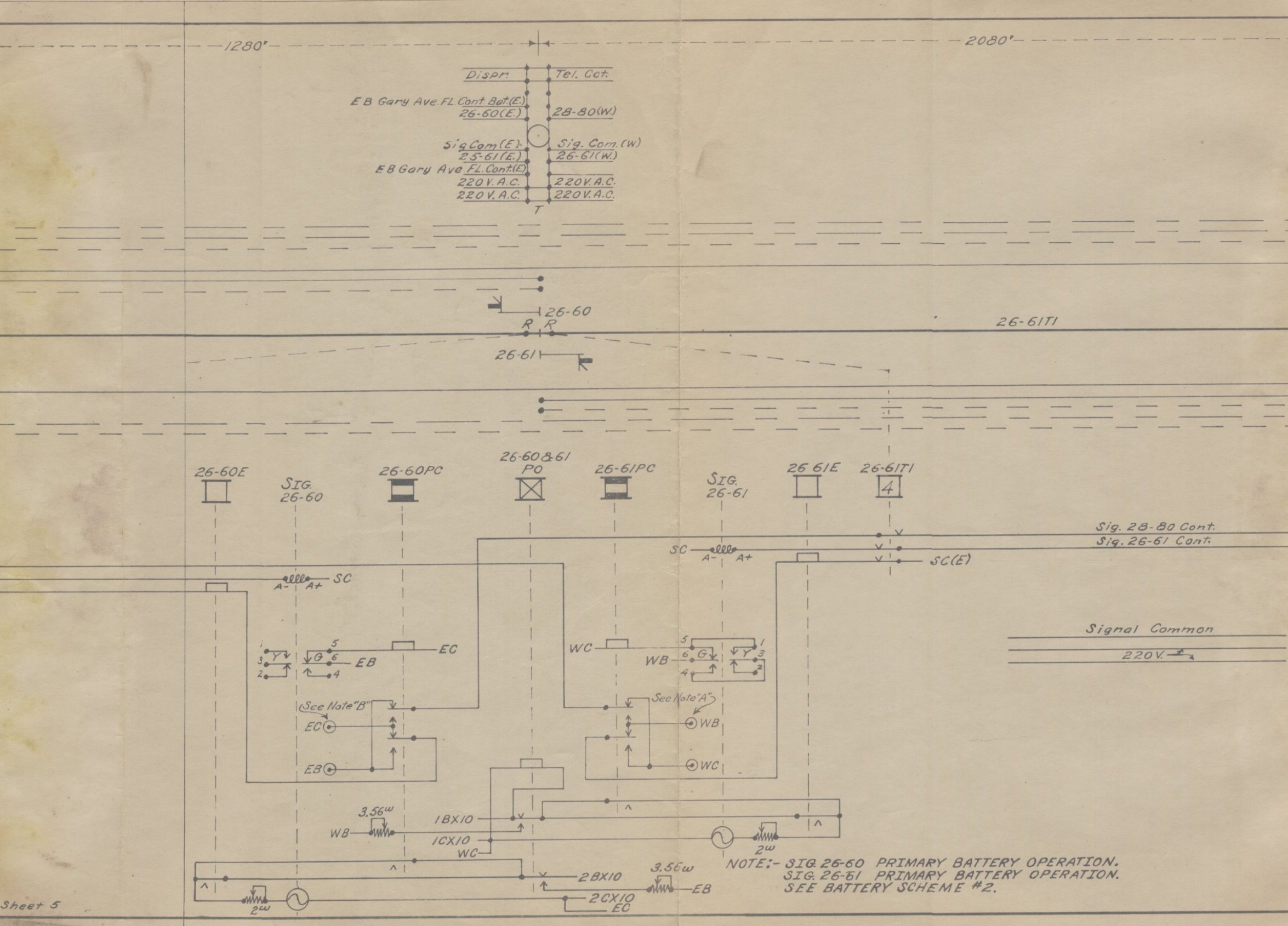
1280'
2080'
Dispr.
Tel. Cct.
E B Gary Ave. FL. Cont Bat.(E.)
26-60(E.)
28-80(W.)
Sig Com (E.)
Sig. Com. (W)
25-61(E.)
26-61(W.)
E B Gary Ave FL. Cont.(E)
220 V. A.C.
220 V. A.C.
220 V. A.C.
220 V. A.C.
T
26-60
R R
26-61
26-61T1
26-60E
SIG. 26-60
26-60PC
26-60 & 61 PO
26-61PC
SIG. 26-61
26 61E
26-61T1
4
Sig. 28-80 Cont.
Sig. 26-61 Cont.
SC(E)
SC
A- A+
Signal Common
220V.
EC
EB
WC
WB
Y G
1 2 3 4 5 6
See Note "B"
See Note "A"
3.56w
1BX10
1CX10
2w
2BX10
2CX10
3.56w
Sheet 5

NOTE:- SIG. 26-60 PRIMARY BATTERY OPERATION.
SIG. 26-61 PRIMARY BATTERY OPERATION.
SEE BATTERY SCHEME #2.

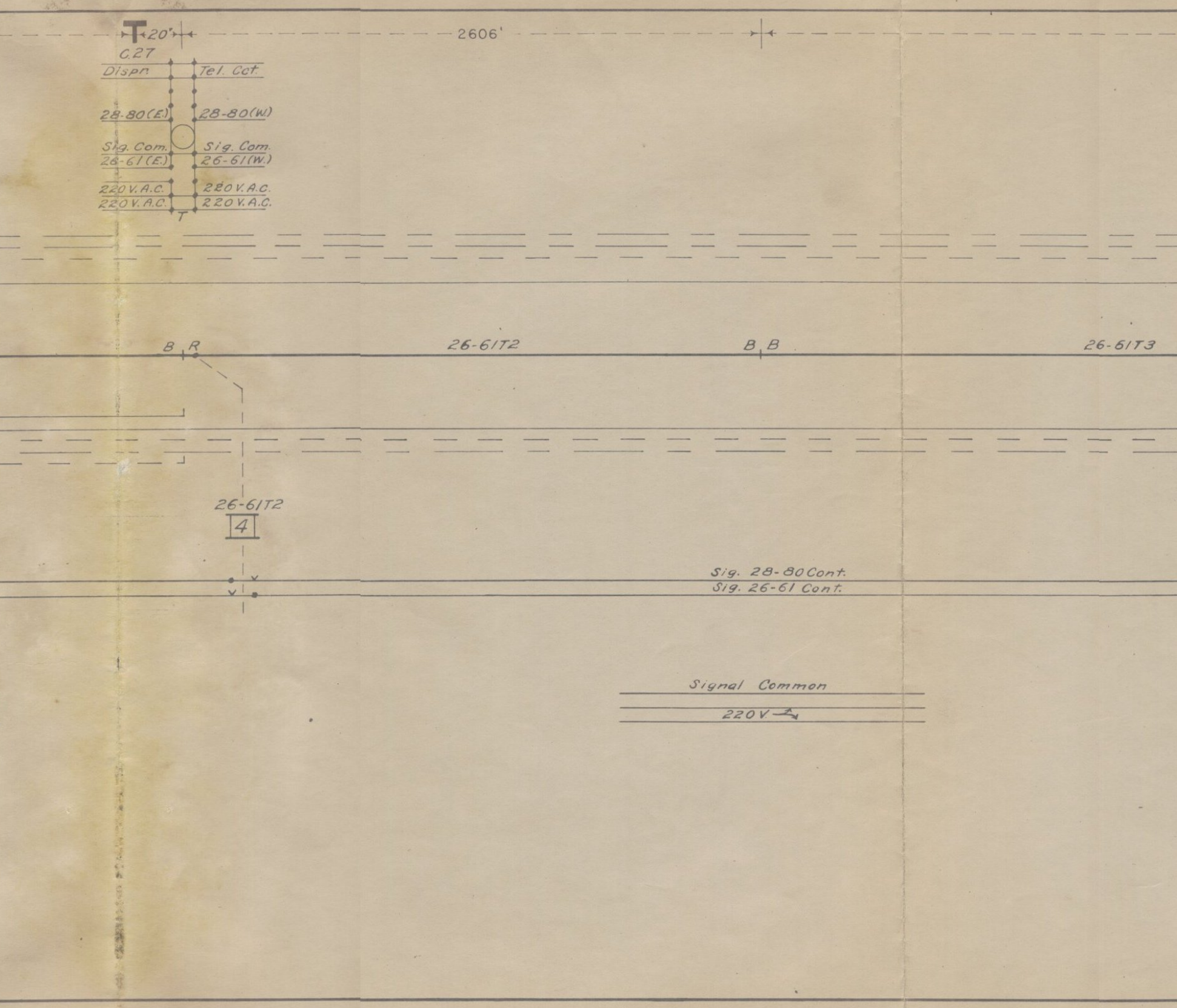
T
20'
2606'
C.27
Dispn.
Tel. Cct.
28-80(E.)
28-80(W.)
Sig. Com.
26-61(E.)
Sig. Com.
26-61(W.)
220 V.A.C.
220 V.A.C.
220 V.A.C.
220 V.A.C.
T
B
R
26-61T2
B
B
26-61T3
26-61T2
4
Sig. 28-80 Cont.
Sig. 26-61 Cont.
Signal Common
220V

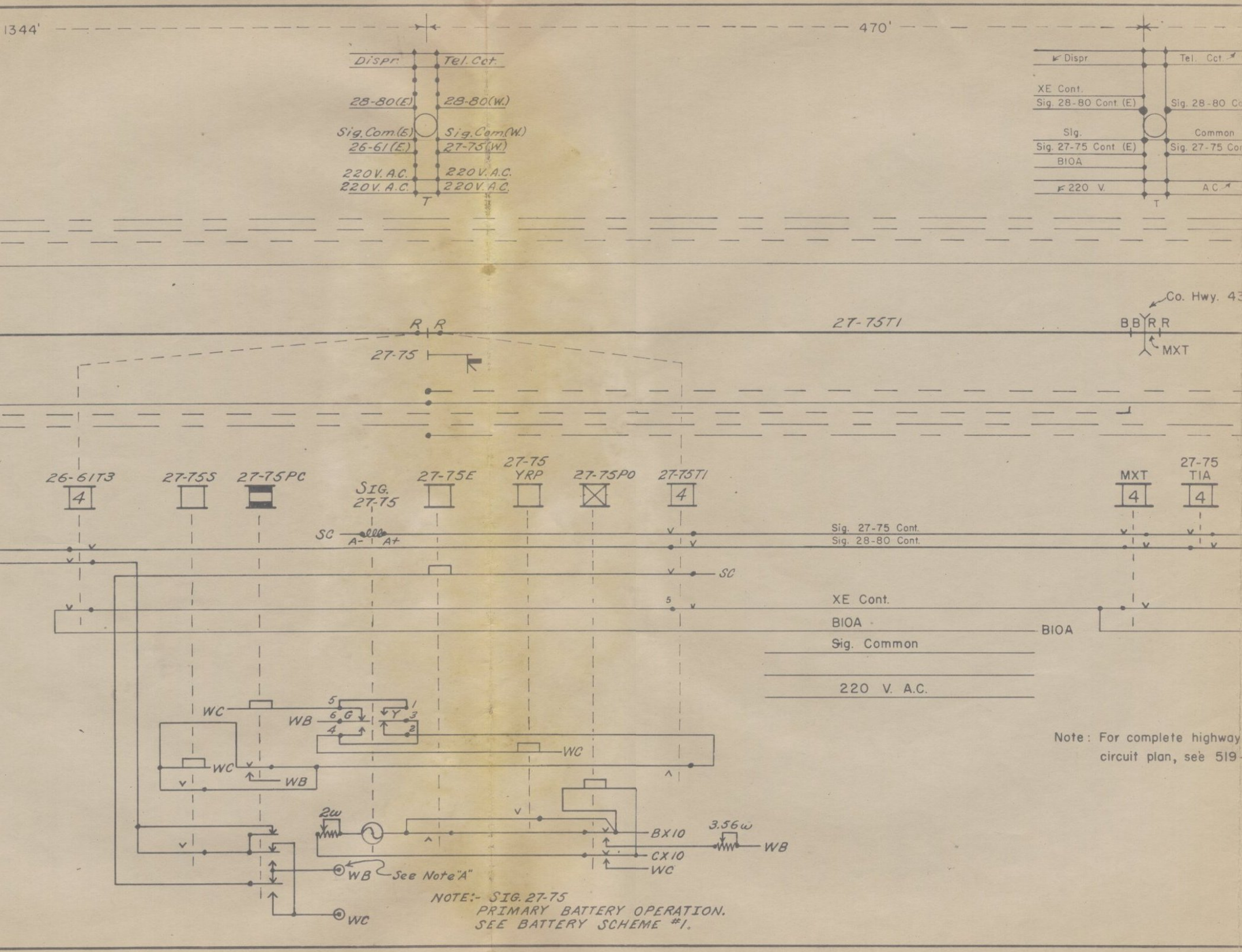
1344'
470'
Dispr.
Tel. Cct.
28-80(E)
28-80(W.)
Sig. Com.(E)
Sig. Com.(W.)
26-61(E.)
27-75(W.)
220V. A.C.
220V. A.C.
220V. A.C.
220V. A.C.
T
Dispr
Tel. Cct.
XE Cont.
Sig. 28-80 Cont (E)
Sig. 28-80 Co
Sig.
Common
Sig. 27-75 Cont (E)
Sig. 27-75 Co
BIOA
220 V.
A.C.
T
Co. Hwy. 43
B B R R
MXT
R R
27-75T1
27-75
26-61T3
4
27-75S
27-75PC
SIG. 27-75
27-75E
27-75 YRP
27-75PO
27-75T1
4
MXT
4
27-75 T1A
4
SC
A-
A+
Sig. 27-75 Cont.
Sig. 28-80 Cont.
SC
5
XE Cont.
BIOA
BIOA
Sig. Common
220 V. A.C.
WC
5
1
WB
6
G
Y
3
4
2
WC
WC
WB
2ω
3.56ω
BX10
WB
CX10
WC
WB
See Note "A"
WC

NOTE:- SIG. 27-75
PRIMARY BATTERY OPERATION.
SEE BATTERY SCHEME #1.

Note: For complete highway
circuit plan, see 519-

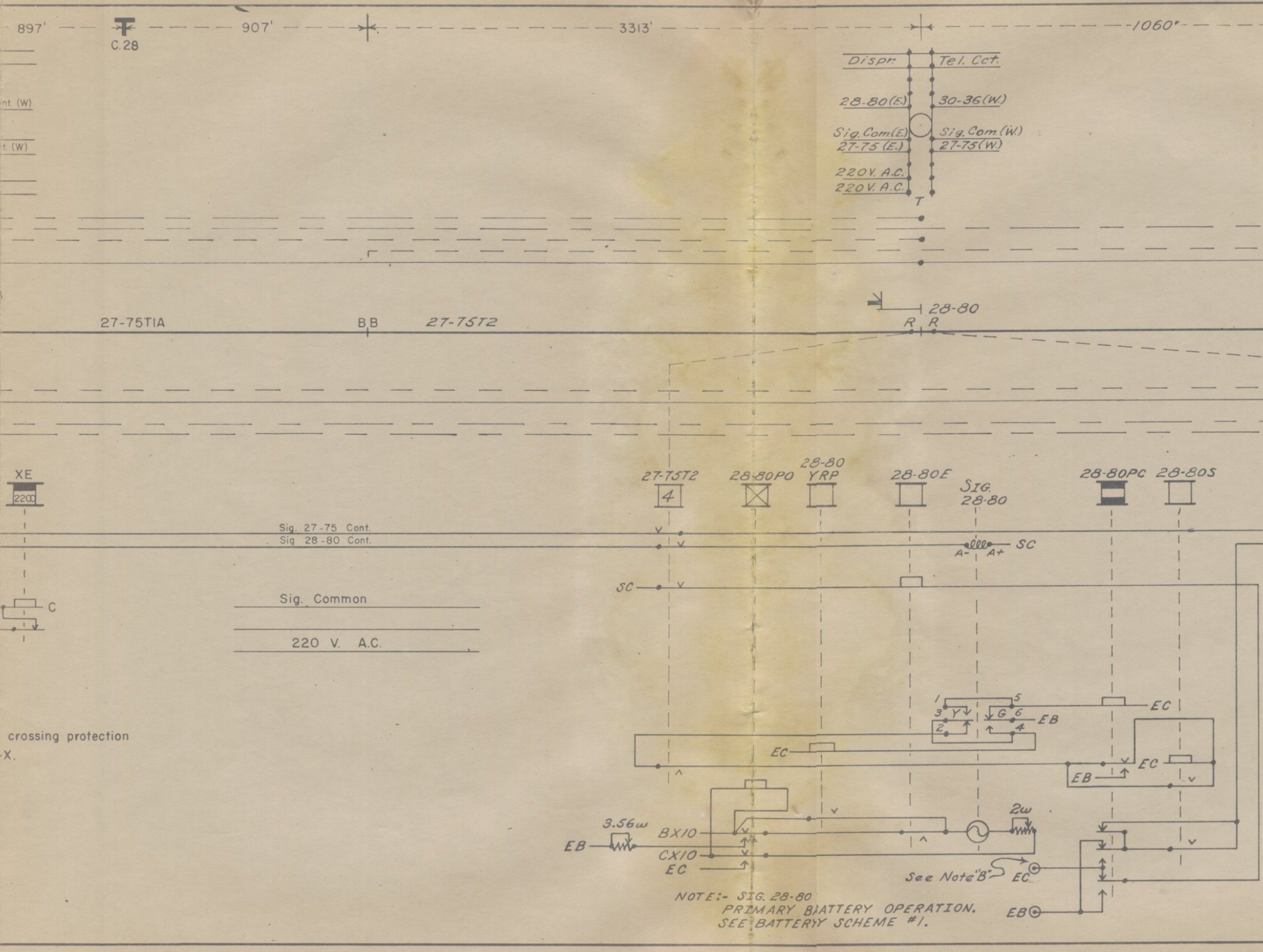
897'
C.28
907'
3313'
-1060"-
nt. (W)
t. (W)
Dispr.
Tel. Cct.
28-80(E.)
30-36(W.)
Sig. Com(E.)
Sig. Com.(W.)
27-75 (E.)
27-75(W.)
220V. A.C.
220V. A.C.
T
28-80
R R
27-75T1A
BB
27-75T2
XE
2200
27-75T2
4
28-80PO
28-80 YRP
28-80E
SIG. 28-80
28-80PC
28-80S
Sig. 27-75 Cont.
Sig 28-80 Cont.
A-
A+
SC
SC
C
Sig. Common
220 V. A.C.
1
5
3
Y
G
6
EB
2
4
EC
EC
EC
EB
EC
3.56w
2w
EB
BX10
CX10
EC
See Note "B"
EC
EB

crossing protection
-X.

NOTE:- SIG. 28-80
PRIMARY BATTERY OPERATION.
SEE BATTERY SCHEME #1.

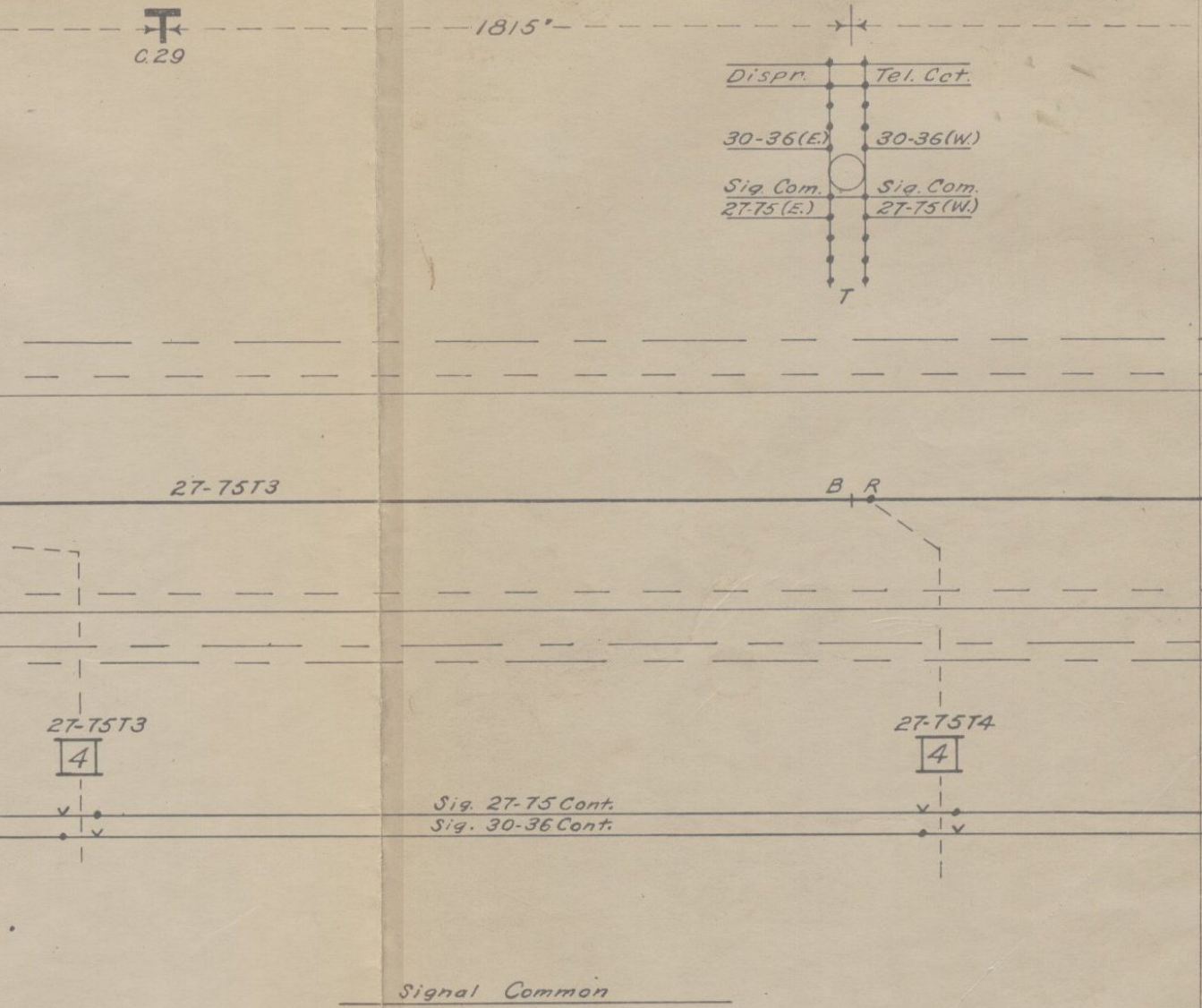
1815'
C.29
Dispr.
Tel. Cct.
30-36(E.)
30-36(W.)
Sig. Com.
27-75(E.)
Sig. Com.
27-75(W.)
T
27-75T3
B
R
27-75T3
4
27-75T4
4
Sig. 27-75 Cont.
Sig. 30-36 Cont.
Signal Common

11-3-65
Reverse B and R
ends of truck
circuit 25-61T1

Zachary C. Gillihan
Digitally signed by Zachary C. Gillihan
DN: cn=Zachary C. Gillihan, o=ZCG Utility Scrap, ou, email=amerenue04@yahoo.com, c=US
Date: 2010.09.06 21:10:19 -05'00'

12-30-64

All out

NOTE "A".- WESTBOUND SIGNALS HAVE POSITIVE SIDE OF BATTERY CONNECTED TO SIGNAL COMMON THROUGH PC RELAY.

NOTE "B".- EASTBOUND SIGNALS HAVE NEGATIVE SIDE OF BATTERY CONNECTED TO SIGNAL COMMON THROUGH PC RELAY.

Sheet 5