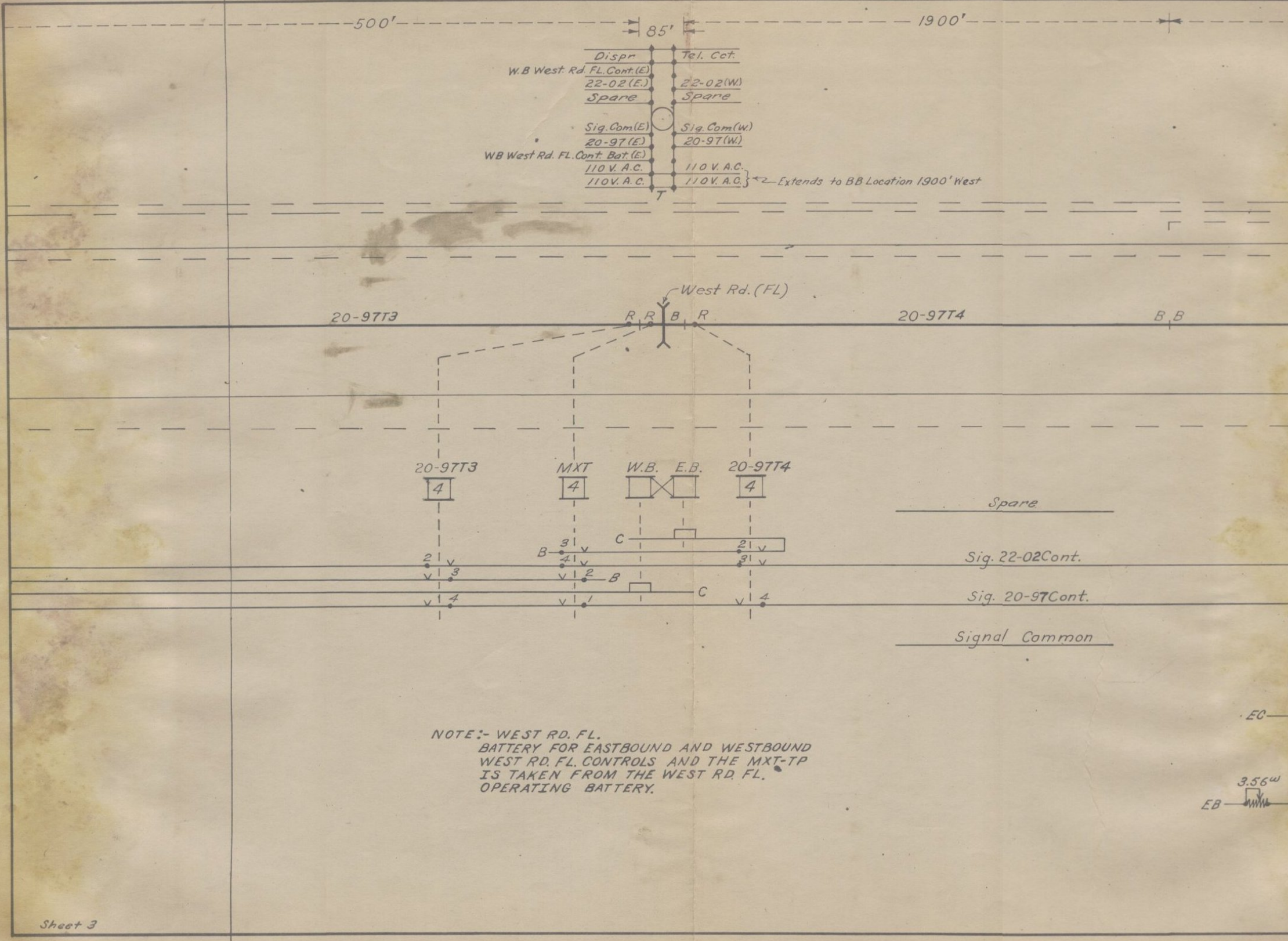
500'
85'
1900'
Dispr
Tel. Cct.
W.B West Rd. FL. Cont.(E)
22-02 (E.)
22-02 (W.)
Spare
Spare
Sig. Com.(E)
Sig. Com.(W.)
20-97 (E.)
20-97 (W.)
WB West Rd. FL. Cont. Bat.(E.)
110 V. A.C.
110 V. A.C.
110 V. A.C.
110 V. A.C.
Extends to BB Location 1900' West
T
West Rd. (FL)
20-97T3
R R B R
20-97T4
B B
20-97T3
4
MXT
4
W.B.
E.B.
20-97T4
4
C
B
3
2
2
3
4
3
2
1
4
B
C
2
3
Spare
Sig. 22-02Cont.
Sig. 20-97Cont.
Signal Common
EC
3.56w
EB

NOTE:- WEST RD. FL.
BATTERY FOR EASTBOUND AND WESTBOUND
WEST RD. FL. CONTROLS AND THE MXT-TP
IS TAKEN FROM THE WEST RD. FL.
OPERATING BATTERY.

Sheet 3

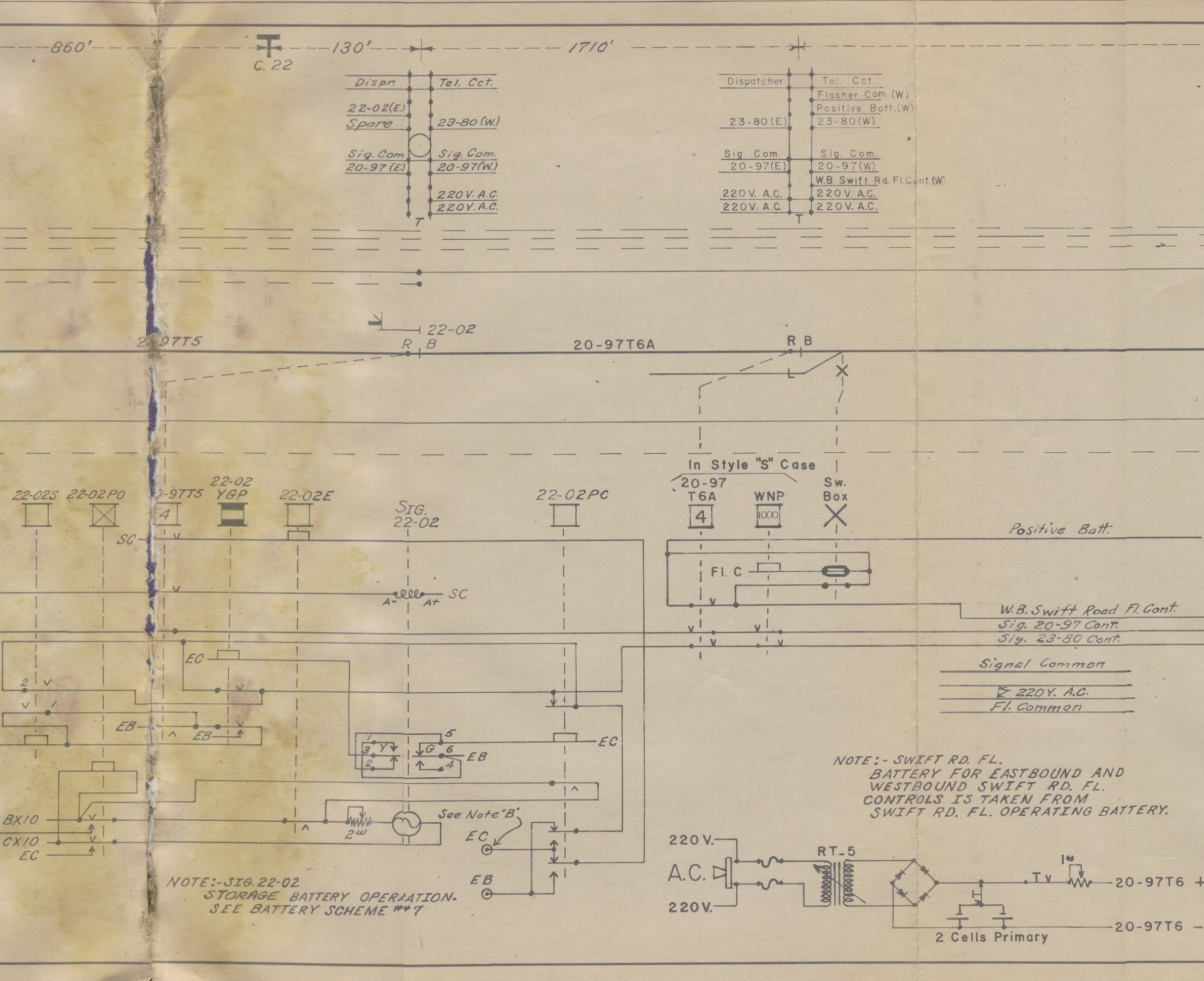
860'
C.22
130'
1710'
Dispr.
Tel. Cct.
22-02(E.)
Spare
23-80 (W.)
Sig. Com.
20-97 (E.)
Sig. Com.
20-97(W.)
220V. A.C.
220V. A.C.
T
Dispatcher
Tel. Cct.
Flasher Com (W)
Positive Batt.(W)
23-80 (E)
23-80(W)
Sig. Com.
20-97(E)
Sig. Com.
20-97(W)
W.B. Swift Rd. Fl. Cont. (W)
220V. A.C.
220V. A.C.
220V. A.C.
220V. A.C.
T
22-02
R B
20-97T5
20-97T6A
R B
L
In Style "S" Case
20-97 T6A
4
WNP
1000
Sw. Box
22-02S
22-02PO
20-97T5
4
22-02 YGP
22-02E
SIG. 22-02
22-02PC
SC
A-
A+
SC
Fl. C
Positive Batt.
W.B. Swift Road Fl. Cont.
Sig. 20-97 Cont.
Sig. 23-80 Cont.
Signal Common
220V. A.C.
Fl. Common
EC
EB
EB
2
1
3 Y
2
5
G 6
4
EC
EB
BX10
CX10
EC
2ω
See Note "B"
EC
EB
220 V.
A.C.
220 V.
RT-5
Tv
1ω
20-97T6 +
20-97T6 −
2 Cells Primary

NOTE:- SIG. 22-02
STORAGE BATTERY OPERATION.
SEE BATTERY SCHEME #7

NOTE:- SWIFT RD. FL.
BATTERY FOR EASTBOUND AND
WESTBOUND SWIFT RD. FL.
CONTROLS IS TAKEN FROM
SWIFT RD. FL. OPERATING BATTERY.

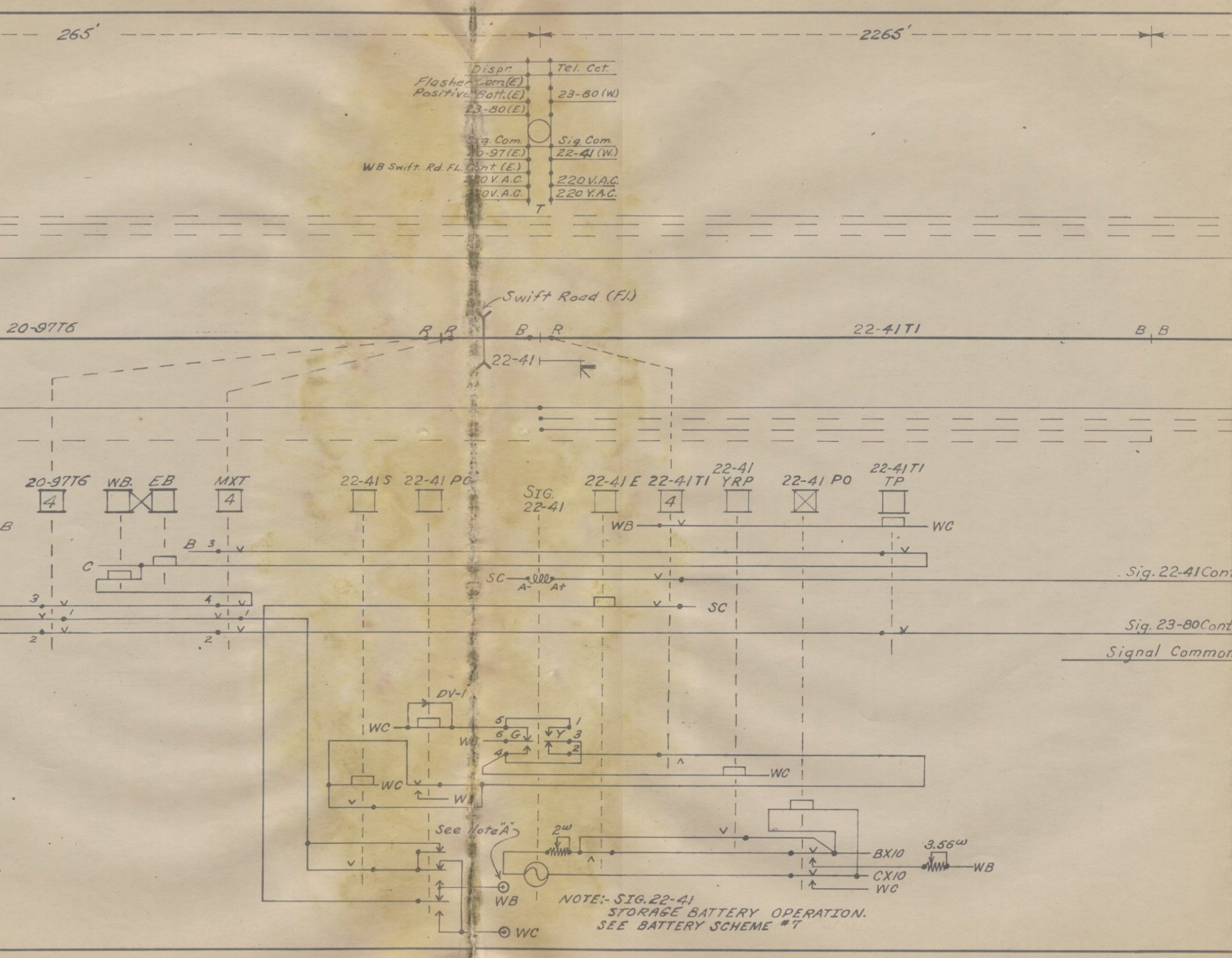
265'
2265'
Dispr.
Tel. Cct.
Flasher Com.(E)
Positive Batt.(E)
23-80 (W.)
23-80(E.)
Sig. Com.
Sig. Com.
20-97(E.)
22-41 (W.)
WB Swift. Rd. FL. Cont.(E.)
220 V.A.C.
220 V.A.C.
220 V.A.C.
220 V.A.C.
T
Swift Road (Fl.)
20-97T6
R R
B R
22-41T1
B B
22-41
20-97T6
4
WB.
EB
MXT
4
22-41 S
22-41 PC
SIG. 22-41
22-41 E
22-41 T1
4
22-41 YRP
22-41 PO
22-41 T1 TP
B
WB
WC
B 3
C
SC
A-
A+
3
4
2
2
SC
Sig. 22-41 Con
Sig. 23-80 Cont
Signal Commor
DV-1
WC
5
G
6
Y
1
3
4
2
WB
WC
WC
WB
See Note "A"
2ω
BX10
CX10
WC
3.56ω
WB
WB
WC

NOTE:- SIG. 22-41
STORAGE BATTERY OPERATION.
SEE BATTERY SCHEME #7

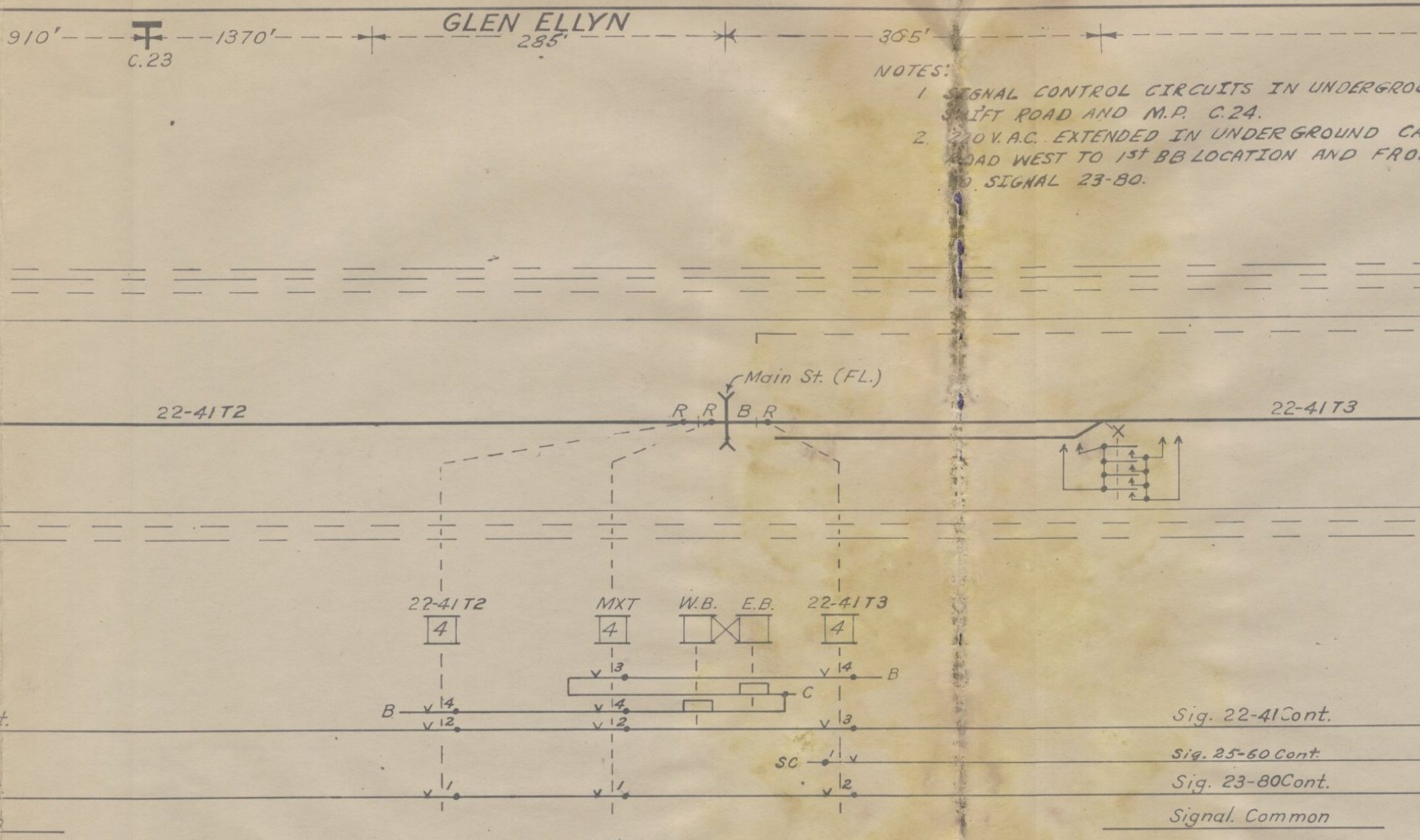

GLEN ELLYN
910'
C.23
1370'
285'
365'
Main St. (FL.)
22-41T2
R
R
B
R
22-41T3
22-41T2
4
MXT
4
W.B.
E.B.
22-41T3
4
B
C
B
SC
Sig. 22-41Cont.
Sig. 25-60 Cont.
Sig. 23-80Cont.
Signal. Common

NOTES:

1 SIGNAL CONTROL CIRCUITS IN UNDERGRO SWIFT ROAD AND M.P. C.24.

2. 220 V.A.C. EXTENDED IN UNDERGROUND CA ROAD WEST TO 1st BB LOCATION AND FRO TO SIGNAL 23-80.

NOTE:- MAIN ST. FL.
BATTERY FOR EASTBOUND AND WESTBOUND MAIN ST. FL. CONTROLS IS TAKEN FROM MAIN ST. FL. OPERATING BATTERY.

NOTE "A." WESTBOUND SIGNALS HAVE POSITIVE SIDE OF BATTERY CONNECTED TO SIGNAL COMMON THROUGH PC RELAY.

NOTE "B." EASTBOUND SIGNALS HAVE NEGATIVE SIDE OF BATTERY CONNECTED TO SIGNAL COMMON THROUGH PC RELAY.

EB-

...UND CABLE BETWEEN

...ABLE FROM SWIFT

...M M.P. C.24 EAST

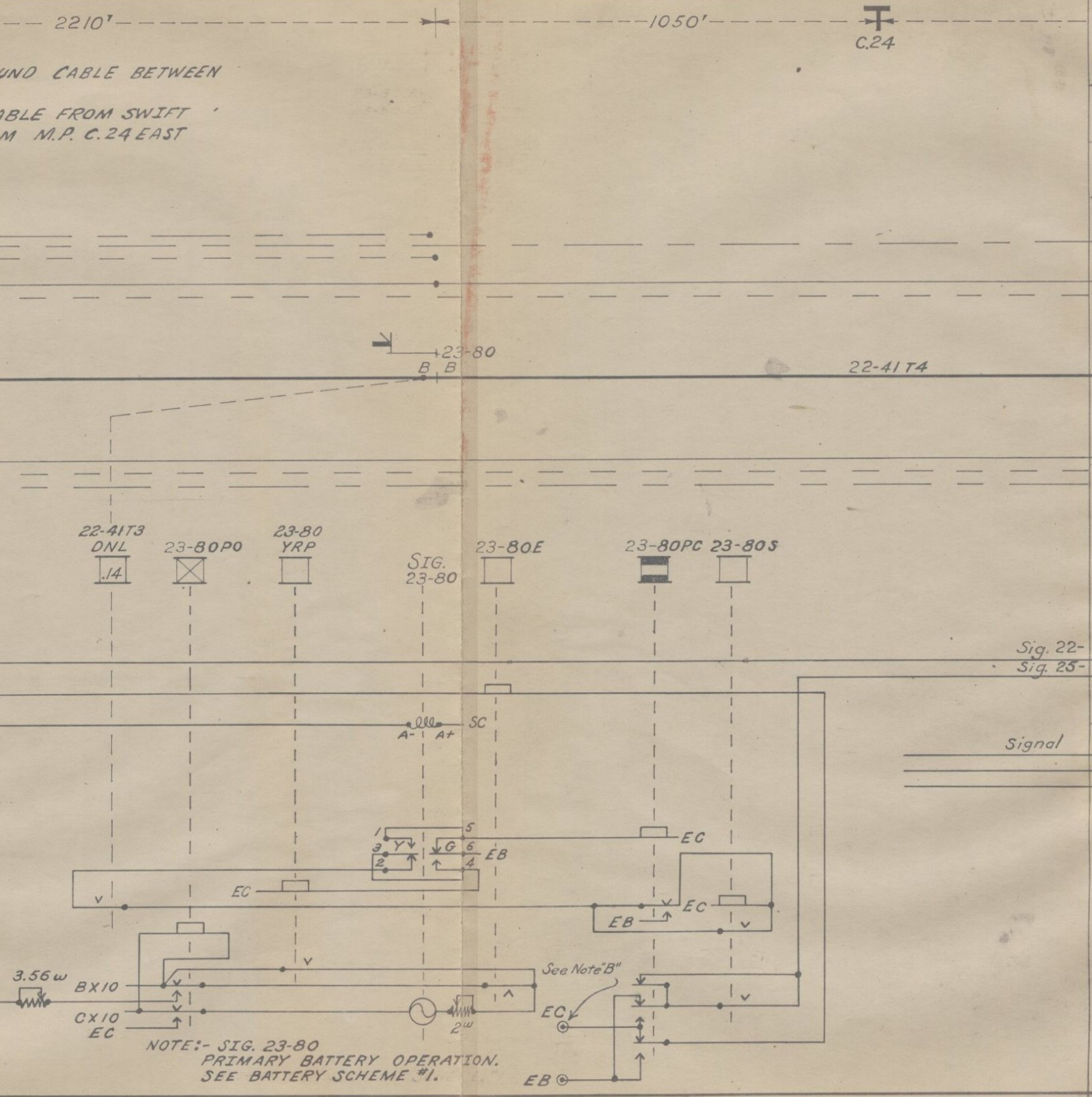
2210'
1050'
C.24
23-80
B B
22-41 T4
22-41T3
DNL
.14
23-80PO
23-80
YRP
SIG.
23-80
23-80E
23-80PC
23-80S
Sig. 22-
Sig. 25-
SC
A-
A+
Signal
1
3
2
Y
G
5
6
4
EB
EC
EC
EC
EB
3.56w
BX10
CX10
EC
2w
See Note "B"
EC
EB

NOTE:- SIG. 23-80
PRIMARY BATTERY OPERATION.
SEE BATTERY SCHEME #1.

8-3-60
Siding at Swift Rd.

11-2-65
Change Signal 22-63
To Signal 22-41.

Zachary C. Gillihan
Digitally signed by Zachary C. Gillihan
DN: cn=Zachary C. Gillihan, o=ZCG Utility Scrap, ou, email=amerenue04@yahoo.com, c=US
Date: 2010.09.06 20:00:55 -05'00'

Rev. 5-10-46 Change
control for Sig. 22-02

Sheet 3