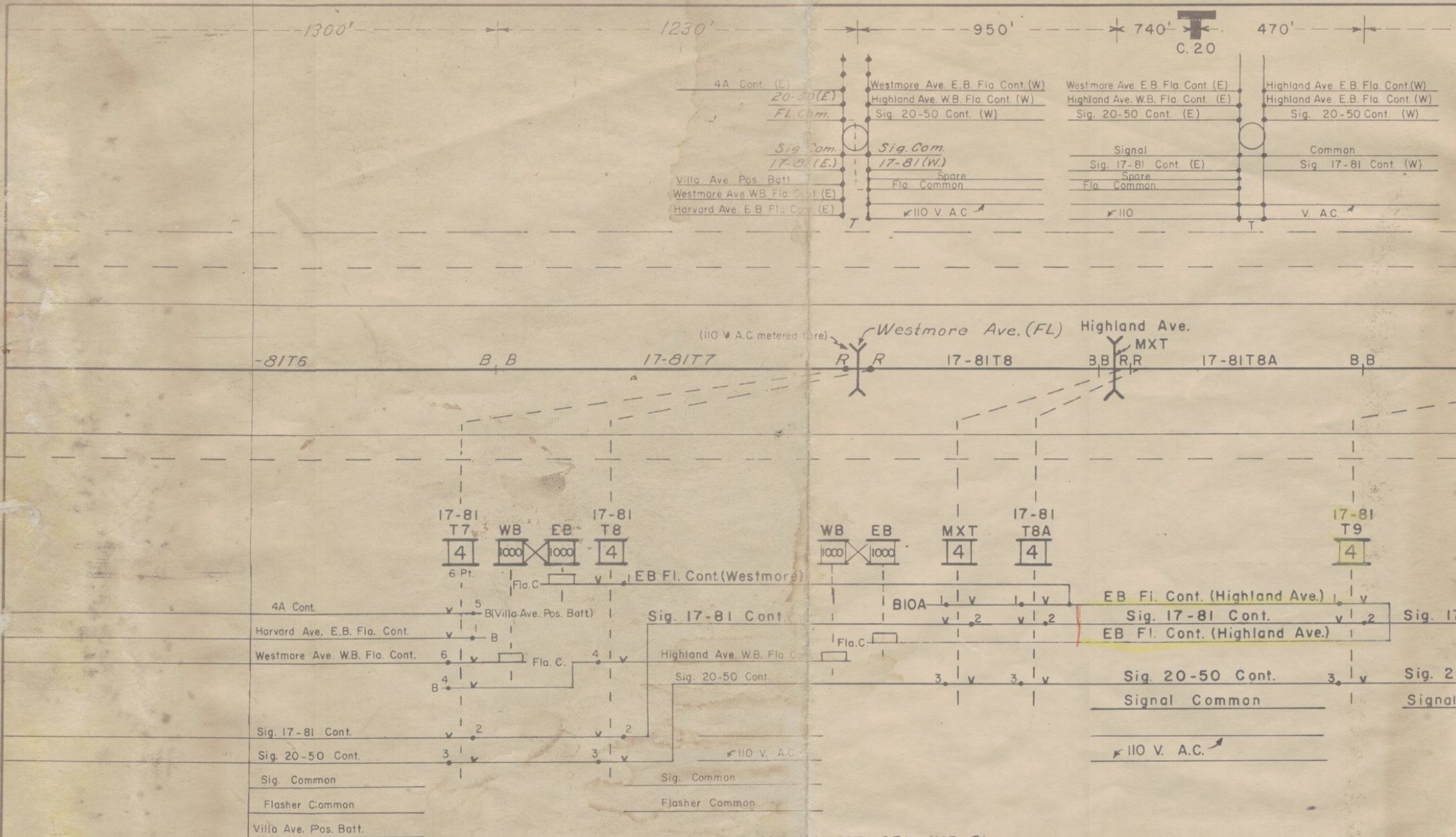
1300'
1230'
950'
740'
C.20
470'
4A Cont. (E)
20-50 (E.)
FL Com.
Sig. Com.
17-81 (E.)
Villa Ave. Pos. Batt.
Westmore Ave W.B. Fla. Cont (E)
Harvard Ave. E.B. Fla. Cont (E)
T
Westmore Ave. E.B. Fla. Cont. (W)
Highland Ave. W.B. Fla. Cont. (W)
Sig. 20-50 Cont. (W)
Sig. Com.
17-81 (W.)
Spare
Fla. Common
110 V. A.C.
Westmore Ave. E.B. Fla. Cont. (E)
Highland Ave. W.B. Fla. Cont. (E)
Sig. 20-50 Cont. (E)
Signal
Sig. 17-81 Cont. (E)
Spare
Fla. Common
110
Highland Ave. E.B. Fla. Cont. (W)
Highland Ave. E.B. Fla. Cont. (W)
Sig. 20-50 Cont. (W)
Common
Sig. 17-81 Cont. (W)
V. A.C.
(110 V A.C. metered here)
Westmore Ave. (FL)
Highland Ave.
MXT
-81T6
B B
17-81T7
R R
17-81T8
B B R R
17-81T8A
B B
17-81 T7
6 Pt.
WB
EB
17-81 T8
WB
EB
MXT
17-81 T8A
17-81 T9
4
1000
Fla. C
EB Fl. Cont. (Westmore)
4A Cont.
5
B (Villa Ave. Pos. Batt)
Harvard Ave. E.B. Fla. Cont.
B
Westmore Ave. W.B. Fla. Cont.
6
Fla. C.
4
B
Sig. 17-81 Cont.
Highland Ave. W.B. Fla. Cont.
Sig. 20-50 Cont.
B10A
EB Fl. Cont. (Highland Ave.)
Sig. 17-81 Cont.
EB Fl. Cont. (Highland Ave.)
Sig. 20-50 Cont.
Signal Common
110 V. A.C.
Sig. 17
Sig. 2
Signal
2
3
Sig. 17-81 Cont.
Sig. 20-50 Cont.
Sig. Common
Flasher Common
Villa Ave. Pos. Batt.
110 V. A.C.
Sig. Common
Flasher Common

NOTE: WESTMORE AVE. FL.
BATTERY FOR
WESTBOUND WESTMORE AVE. FL.
CONTROLS IS TAKEN FROM WESTMORE
AVE. FL. OPERATING BATTERY.

CONNECT FLASH-LIGHT COMMON TO
NEGATIVE SIDE OF WESTMORE AVE.
FL. OPERATING BATTERY.

NOTE: Pipe thru Westmore Ave. is next to
track on North side of Main Track.

Sheet 2

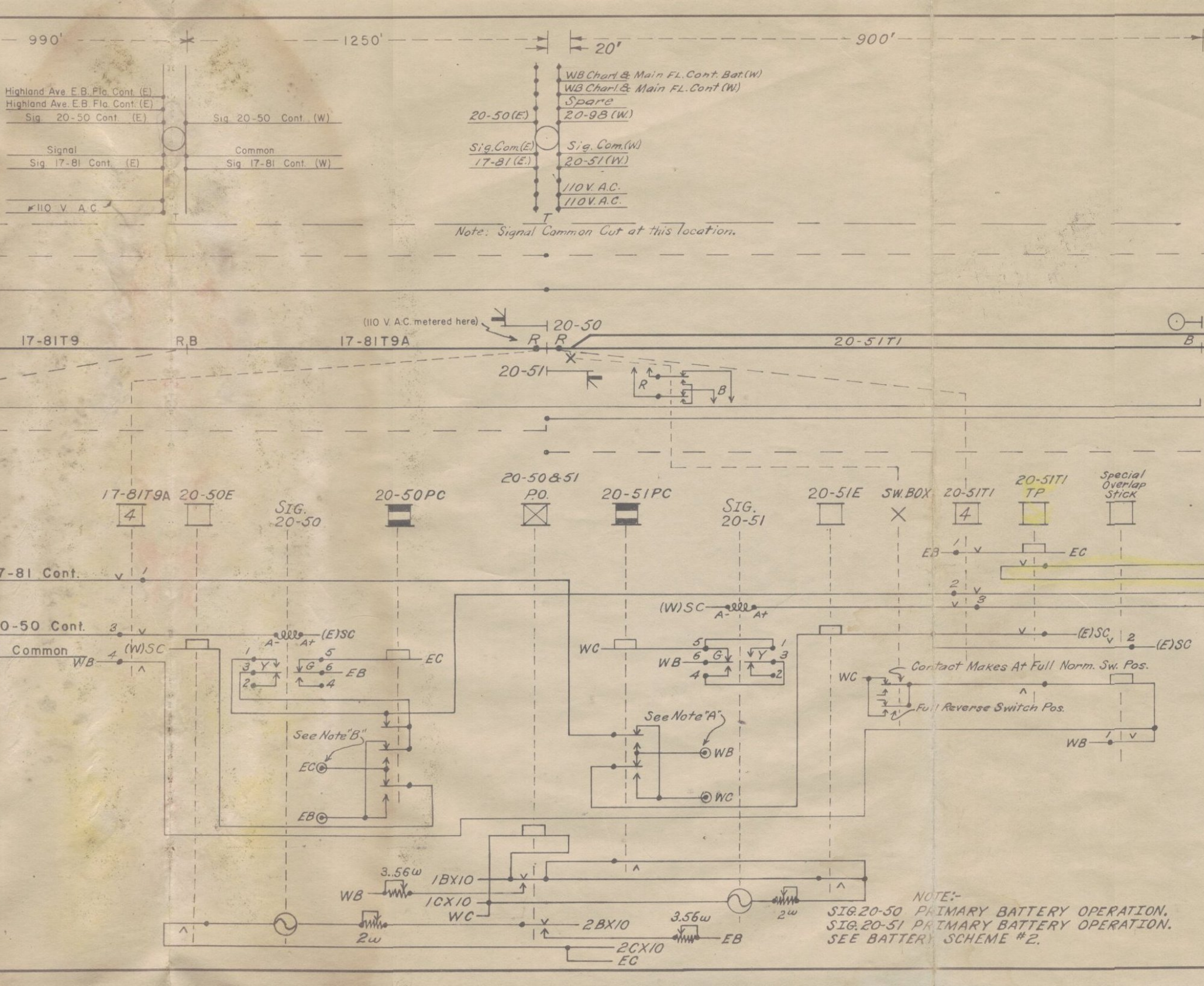
990'
1250'
20'
900'
Highland Ave. E.B. Fla. Cont. (E)
Highland Ave. E.B. Fla. Cont. (E)
Sig. 20-50 Cont. (E)
Sig. 20-50 Cont. (W)
Signal
Common
Sig. 17-81 Cont. (E)
Sig. 17-81 Cont. (W)
110 V. A.C.
T
WB Charl. & Main FL. Cont. Bat. (W)
WB Charl. & Main FL. Cont (W)
Spare
20-98 (W.)
20-50 (E)
Sig. Com. (E)
17-81 (E.)
Sig. Com. (W)
20-51 (W.)
110 V. A.C.
110 V. A.C.
T
Note: Signal Common Cut at this location.
(110 V. A.C. metered here)
20-50
17-81T9
R B
17-81T9A
R
R
20-51T1
B
20-51
R
B
17-81T9A
4
20-50E
SIG. 20-50
20-50PC
20-50&51 P.O.
20-51PC
SIG. 20-51
20-51E
SW. BOX
20-51T1
4
20-51T1 TP
Special Overlap Stick
17-81 Cont.
20-50 Cont.
Common
WB
1
3
4
(W)SC
A-
A+
(E)SC
1
3 Y
2
G 5
6 EB
4
EC
See Note "B"
EC
EB
(W)SC
A-
A+
WC
5
WB 6 G
4
Y 1
3
2
See Note "A"
WB
WC
EB
1
EC
2
3
(E)SC
2
(E)SC
WC
Contact Makes At Full Norm. Sw. Pos.
Full Reverse Switch Pos.
WB
1
3.56ω
1BX10
WB
1CX10
WC
2ω
2ω
2BX10
3.56ω
EB
2CX10
EC

NOTE:-
SIG. 20-50 PRIMARY BATTERY OPERATION.
SIG. 20-51 PRIMARY BATTERY OPERATION.
SEE BATTERY SCHEME #2.

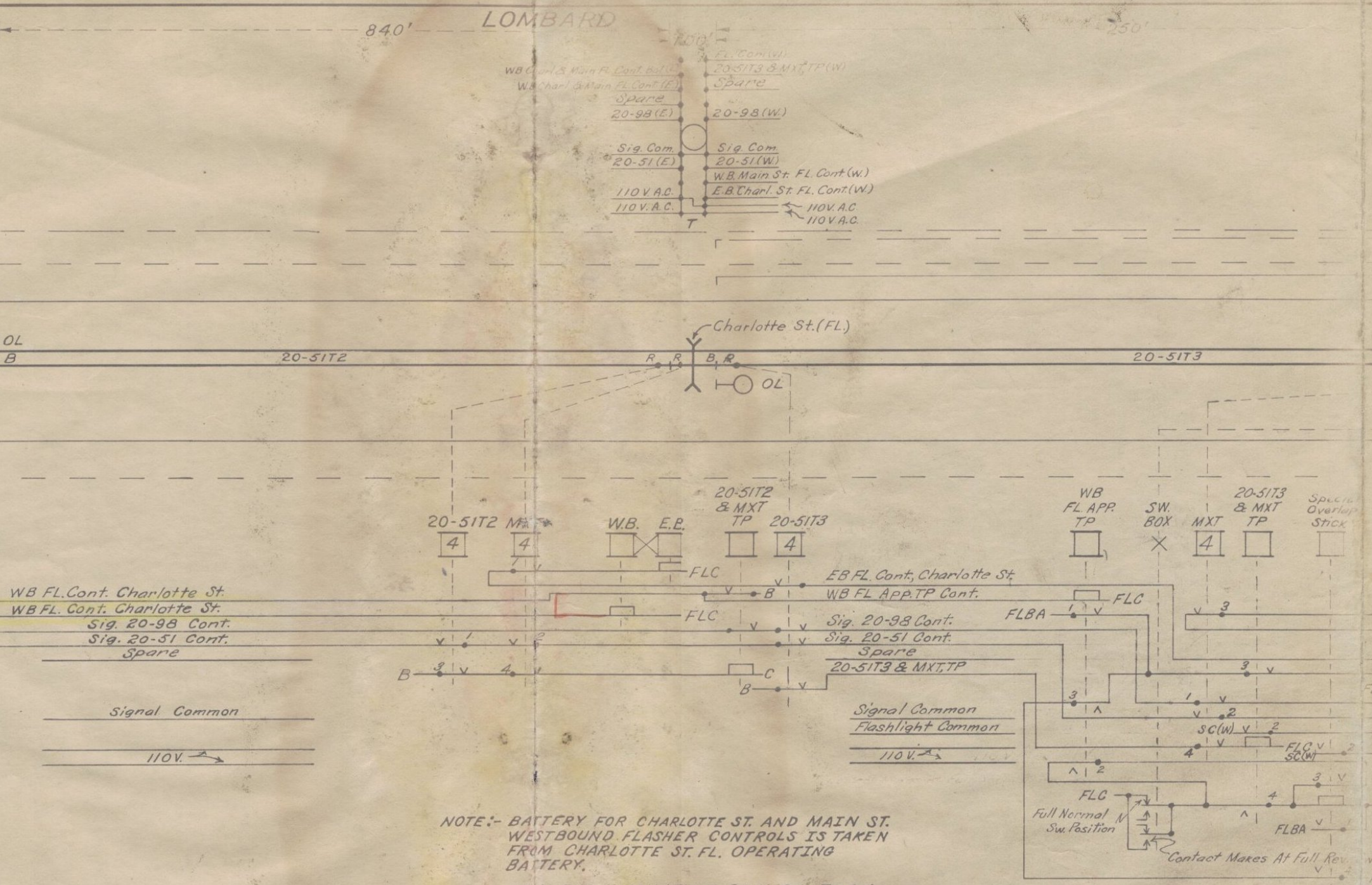
840'
LOMBARD
100'
250'
FL. Com (W)
WB Charl. & Main Fl. Cont. Bat. (E)
20-51T3 & MXT, TP (W)
W.B. Charl. & Main Fl. Cont. (E)
Spare
Spare
20-98 (E)
20-98 (W.)
Sig. Com.
Sig. Com
20-51 (E)
20-51 (W.)
W.B. Main St. FL. Cont. (W.)
110 V. A.C.
E.B. Charl. St. FL. Cont. (W.)
110 V. A.C.
110V. A.C.
110 V. A.C.
T
Charlotte St. (FL)
OL
B
20-51T2
R
R
B
R
OL
20-51T3
20-51T2
MXT
W.B.
E.B.
20-51T2 & MXT TP
20-51T3
WB FL. APP. TP
SW. BOX
MXT
20-51T3 & MXT TP
Special Overlap Stick
4
FLC
EB FL. Cont. Charlotte St.
WB FL. Cont. Charlotte St.
B
WB FL. App. TP Cont.
FLC
WB FL. Cont. Charlotte St.
FLC
FLBA
Sig. 20-98 Cont.
Sig. 20-98 Cont.
Sig. 20-51 Cont.
Sig. 20-51 Cont.
Spare
Spare
B
C
20-51T3 & MXT, TP
B
Signal Common
Signal Common
Flashlight Common
110V.
110V.
SC(W)
FLC
SC(W)
FLC
Full Normal Sw. Position
N
FLBA
Contact Makes At Full Rev.

NOTE:- BATTERY FOR CHARLOTTE ST. AND MAIN ST. WESTBOUND FLASHER CONTROLS IS TAKEN FROM CHARLOTTE ST. FL. OPERATING BATTERY.

CONNECT FLASH-LIGHT COMMON TO (C), NEGATIVE SIDE OF CHARLOTTE ST. FL. OPERATING BATTERY.

NOTE:- Pipe thru Charlotte St. is between Passing Track and House Track.

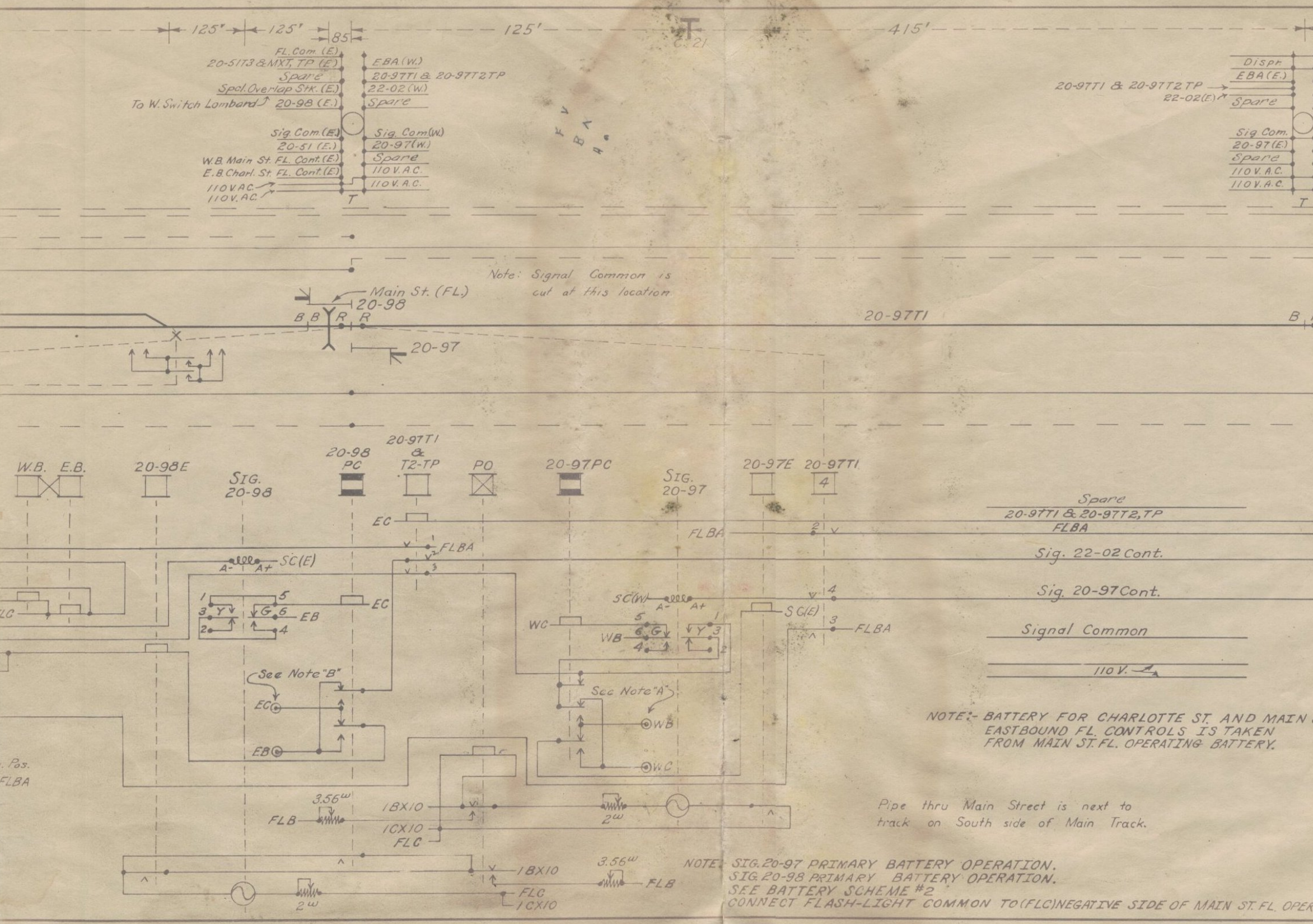
125'
125'
85
125'
C. 21
415'
FL. Com. (E.)
20-51T3 & MXT, TP (E.)
Spare
Spcl. Overlap Stk. (E.)
To W. Switch Lombard
20-98 (E.)
Sig. Com. (E.)
20-51 (E.)
W.B. Main St. FL. Cont. (E.)
E.B. Charl. St. FL. Cont. (E.)
110 V.A.C.
110 V.A.C.
T
E.BA. (W.)
20-97T1 & 20-97T2TP
22-02 (W.)
Spare
Sig. Com (W.)
20-97 (W.)
Spare
110 V.A.C.
110 V.A.C.
Dispr.
EBA (E.)
20-97T1 & 20-97T2 TP
22-02(E.)
Spare
Sig. Com.
20-97 (E.)
Spare
110 V.A.C.
110 V.A.C.
T
Note: Signal Common is cut at this location
Main St. (FL.)
20-98
B B R R
20-97
20-97T1
B
W.B. E.B.
20-98E
SIG. 20-98
20-98 PC
20-97T1 & T2-TP
PO
20-97PC
SIG. 20-97
20-97E
20-97T1
4
EC
FLBA
SC(E)
A- A+
1 5
3 Y G 6
2 4
EB
EC
LC
See Note "B"
EC
EB
SC(W)
A- A+
WC
5 6 G 4
WB
1 Y 3 2
SG(E)
FLBA
See Note "A"
WB
WC
3.56ʷ
FLB
1BX10
1CX10
FLC
2ʷ
1BX10
3.56ʷ
FLB
FLC
1CX10
2ʷ
Pos.
FLBA
Spare
20-97T1 & 20-97T2, TP
FLBA
Sig. 22-02 Cont.
Sig. 20-97 Cont.
Signal Common
110 V.

NOTE:- BATTERY FOR CHARLOTTE ST. AND MAIN
EASTBOUND FL. CONTROLS IS TAKEN
FROM MAIN ST. FL. OPERATING BATTERY.

Pipe thru Main Street is next to track on South side of Main Track.

NOTE: SIG. 20-97 PRIMARY BATTERY OPERATION.
SIG. 20-98 PRIMARY BATTERY OPERATION.
SEE BATTERY SCHEME #2
CONNECT FLASH-LIGHT COMMON TO (FLC) NEGATIVE SIDE OF MAIN ST. FL. OPER
]

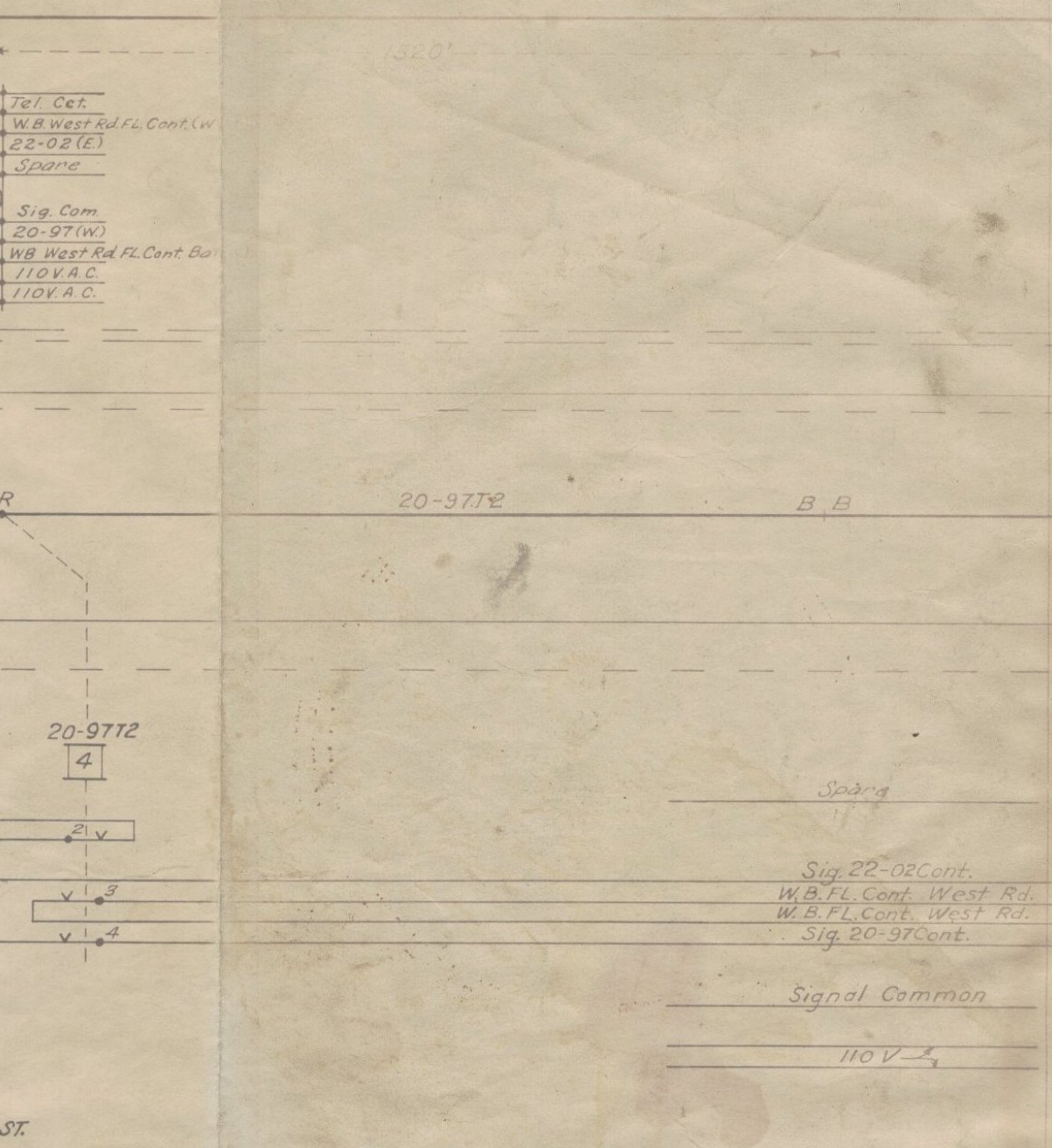
1320'
Tel. Cct.
W.B. West Rd. FL. Cont. (W
22-02 (E.)
Spare
Sig. Com.
20-97 (W.)
WB West Rd. FL. Cont. Ba
110 V. A.C.
110 V. A.C.
R
20-97 T2
B B
20-97 T2
4
2 V
V 3
V 4
Spare
Sig. 22-02 Cont.
W.B. FL. Cont. West Rd.
W.B. FL. Cont. West Rd.
Sig. 20-97 Cont.
Signal Common
110 V
ST.

Zachary C. Gillihan

Digitally signed by Zachary C. Gillihan
DN: cn=Zachary C. Gillihan, o=ZCG Utility Scrap, ou, email=amerenue04@yahoo.com, c=US
Date: 2010.09.06 19:27:28 -05'00'

3-4-64 Approach Clearing circuits added.

1-30-62 Highland Ave crossing protection added.

Rev 5-11-56 Sig. Com. cut at Sigs 20-97, 20-98

Rev. 5-10-46. Change control for Sig 22-02

NOTE "A." - WESTBOUND SIGNALS HAVE POSITIVE
SIDE OF BATTERY CONNECTED TO
SIGNAL COMMON THROUGH PC RELAY.
NOTE "B." - EASTBOUND SIGNALS HAVE NEGATIVE
SIDE OF BATTERY CONNECTED TO
SIGNAL COMMON THROUGH PC RELAY

PATING BATTERY.

Sheet 2