

CONRAIL



**ALBANY DIVISION
INTERLOCKINGS**

1997

ALBANY DIVISION INDEX

<u>STATION</u>	<u>SHEET</u>	<u>LOCATION</u>	<u>LINE OR BRANCH</u>	<u>PLAN NUMBER</u>	<u>CODE SYS.</u>	<u>TRK. BLK.</u>
CP-ADRIAN	166	ADRIAN, NY	SOUTHERN TIER LINE	6301-3186	VHLC	
CP-ALDEN	175	ALDEN, NY	SOUTHERN TIER LINE	6401-4010	504B	N
CP-ATTICA	174	ATTICA, NY	SOUTHERN TIER LINE	6401-3925	504B	N
CP-"BC"	143	PORT JERVIS, NY	SOUTHERN TIER LINE	6102-0867		N
CP-"BD"	156	BINGHAMTON, NY	SOUTHERN TIER LINE	6301-2132	K2	N
CP-CAM	165	CAMERON, NY	SOUTHERN TIER LINE	6301-3163	VHLC	
CP-CASS	168	HORNELL, NY	SOUTHERN TIER LINE	6301-3317	VHLC	N
CP-CENTRAL VALLEY	139	CENTRAL VALLEY, NY	SOUTHERN TIER LINE	6103-0481		N
CP-COLES	155	BINGHAMTON, NY	SOUTHERN TIER LINE	6303-2109	504B	N
CP-CORNING	162	CORNING, NY	SOUTHERN TIER LINE	6301-2910	504C	N
COVE	1	BOSTON, MA (AMTRAK)	BOSTON LINE			
CP-DEPEW	176	DEPEW, NY	SOUTHERN TIER LINE	6401-4152	MCS1	Y
CP-DEPOSIT	151	DEPOSIT, NY	SOUTHERN TIER LINE	6302-1745	504B	Y
CP-DRAW	115	BUFFALO, NY	CHICAGO LINE	6467-0017	MCS1	Y
CP-DRIFTWOOD	48	SOUTH OF DRIFTWOOD, PA	BUFFALO LINE	2314-1392	4000	N
CP-EDDY	149	LONG EDDY, NY	SOUTHERN TIER LINE	6302-1471	504B	Y
CP-ELMIRA	159	ELMIRA, NY	SOUTHERN TIER LINE	6301-2727	HVLC	Y
CP-EMPORIUM	47	EMPORIUM, PA	BUFFALO LINE	2314-1212	4000	N
CP-ERWINS	164	GANG MILLS, NY	SOUTHERN TIER LINE	6301-2946	HLC	
CP-FB	191	FUERS BUSH, NY	SELKIRK BRANCH	4732-0169	4000	N
CP-GANG MILLS	163	GANG MILLS, NY	SOUTHERN TIER LINE	6301-2931	504C	N
CP-GIBSON	161	CORNING, NY	SOUTHERN TIER LINE	6301-2904	504C	
CP-GJ	37	EBENEZER, NY	BUFFALO LINE	4814-0057	MCS1	N
CP-GLASS	195	CORNING, NY	CORNING SECONDARY	2322-0707	504C	
CP-GRAVITY	37	EBENEZER, NY	BUFFALO LINE	4814-0085	MCS1	N
CP-GULF SUMMIT	152	GULF SUMMIT, NY	SOUTHERN TIER LINE	6302-1834	504B	N
CP-HALL	140	CAMPBELL HALL, NY	SOUTHERN TIER LINE	6103-0647		N
CP-HARRIMAN	138	HARRIMAN, NY	SOUTHERN TIER LINE	6103-0450		N
CP-HORN	167	HORNELL, NY	SOUTHERN TIER LINE	6301-3282	VHLC	N
CP-HORSEHEADS	160	HORSEHEADS, NY	SOUTHERN TIER LINE	6301-2769	504B	N

ALBANY DIVISION INDEX

<u>STATION</u>	<u>SHEET</u>	<u>LOCATION</u>	<u>LINE OR BRANCH</u>	<u>PLAN NUMBER</u>	<u>CODE SYS.</u>	<u>TRK. BLK.</u>
CP-HOWELLS	141	HOWELLS, NY	SOUTHERN TIER LINE	6102-0690		N
CP-HUDSON JCT	140	CAMPBELL HALL, NY	SOUTHERN TIER LINE	6103-0633		N
CP-I	179	BLACK ROCK, NY	BELT LINE BRANCH	4842-0069	GE-6	
CP-JOHNSON	157	BINGHAMTON, NY	SOUTHERN TIER LINE	6301-2153	504B	N
CP-KEAN	45	PORT ALLEGHENY, PA	BUFFALO LINE	2314-0970	4000	N
LAB	51	ALBANY, NY	CHICAGO LINE	4700-1433		N
CP-LANESBORO	153	LANESBORO, PA	SOUTHERN TIER LINE	6302-1899	504B	Y
CP-LIBERTY	46	WRIGHT, PA	BUFFALO LINE	2314-1031	4000	N
CP-LINDEN	173	LINDEN, NY	SOUTHERN TIER LINE	6401-3870	504B	N
CP-LORDVILLE	150	LORDVILLE, NY	SOUTHERN TIER LINE	6302-1516	504B	Y
CP-MACHIAS	39	MACHIAS, NY	BUFFALO LINE	2314-0445	4000	N
CP-MARILLA	175	MARILLA, NY	SOUTHERN TIER LINE	6401-4062	504B	N
MELOCHEVILLE (MOVEABLE BR.)	185	MELOCHEVILLE, QUE. CANADA	MONTREAL BRANCH	4756-2142		
CP-NARROWS	147	NARROWSBURG, NY	SOUTHERN TIER LINE	6302-1210	504B	Y
CP-NOBODY	148	SKINNERS FALLS, NY	SOUTHERN TIER LINE	6302-1250	504B	Y
CP-NORTH DRIFTWOOD	48	DRIFTWOOD, PA	BUFFALO LINE	2314-1392	4000	N
CP-NORTH ELDRED	44	ELDRED, PA	BUFFALO LINE	2314-0801	4000	N
CP-NORTH KEAN	45	PORT ALLEGHENY, PA	BUFFALO LINE	2314-0956	4000	N
CP-NORTH OLEAN	41	OLEAN, NY	BUFFALO LINE	2314-0664	4000	N
CP-OLEAN	42	OLEAN, NY	BUFFALO LINE	2314-0694	4000	Y
CP-OV	142	OTISVILLE, NY	SOUTHERN TIER LINE	6102-0755		N
CP-PARKER	145	PARKERS GLEN, PA	SOUTHERN TIER LINE	6302-1022	504B	Y
CP-PERRY	38	PROTECTION, NY	BUFFALO LINE	2314-0250	4000	N
CP-RJ	193	ROTTERDAM JCT., NY	SELKIRK BRANCH	4733-0398	TRN TRK	N
CP-ROCK GLEN	172	ROCK GLEN, NY	SOUTHERN TIER LINE	6401-3710	504B	N
CP-ROSS	170	NUNDA, NY	SOUTHERN TIER LINE	6401-3517	HLC	Y
SEAWAY (MOVEABLE BR.)	184	SEAWAY, QUE. CANADA	MONTREAL BRANCH	4756-		
CP-SH	180	SOUTH SCHENECTADY, NY	CARMAN BRANCH	4733-0316	TRN TRK	N
CP-SHOHOLA	146	SHOHOLA, PA	SOUTHERN TIER LINE	6302-1055	504B	Y
CP-SILVER SPRINGS	171	SILVER SPRINGS, NY	SOUTHERN TIER LINE	6401-3682	504B	N

ALBANY DIVISION INDEX

<u>STATION</u>	<u>SHEET</u>	<u>LOCATION</u>	<u>LINE OR BRANCH</u>	<u>PLAN NUMBER</u>	<u>CODE SYS.</u>	<u>TRK. BLK.</u>
CP-SK	190	SELKIRK, NY	SELKIRK BRANCH	4732-0115	4000	N
CP-SM	35	SCHODACK JCT., NY	BOSTON LINE	4142-1918	4000	N
CP-SOUTH DRIFTWOOD	48	DRIFTWOOD, PA	BUFFALO LINE	2314-1392	4000	N
CP-SOUTH ELDRED	44	ELDRED, PA	BUFFALO LINE	2314-0839	4000	N
CP-SOUTH EMPORIUM	47	EMPORIUM, PA	BUFFALO LINE	2314-1212	4000	N
CP-SOUTH MACHIAS	40	FRANKLINVILLE, NY	BUFFALO LINE	2314-0501	4000	N
CP-SOUTH OLEAN	43	OLEAN, NY	BUFFALO LINE	2314-0730	4000	N
CP-SPARROW	144	SPARROWBUSH, NY	SOUTHERN TIER LINE	6102-0897	504B	Y
CP-SR	154	SUSQUEHANNA, PA	SOUTHERN TIER LINE	6303-1939	504B	Y
CP-STERLING	137	STERLINGTON, NY	SOUTHERN TIER LINE	6102-0342		N
CP-SWAINS	169	SWAIN, NY	SOUTHERN TIER LINE	6401-3491	HVLC	Y
CP-SYCAMORE	178	BUFFALO, NY	BELT LINE BRANCH	4842-0014	MCS1	N
CP-T	177	BUFFALO, NY	BAILEY AVE. BRANCH	4842-0007	MCS1	N
CP-VO	192	VOORHEESVILLE, NY	SELKIRK BRANCH	4733-0223	4000	N
CP-W	197	WOODARD, NY	MONTREAL SECONDARY	4721-0062	GE-6	Y
CP-WALES	38	SOUTH WALES, NY	BUFFALO LINE	2314-0220	4000	N
WALPOLE	196	WALPOLE, MA (AMTRAK)	FRAMINGHAM SECONDARY	4130-		
CP-WAVERLY	158	WAVERLY, NY	SOUTHERN TIER LINE	6301-2550		
CP-WD	194	THOMPSON, NY	CORNING SECONDARY	4822-0042		
CP-1	114	BUFFALO, NY	CHICAGO LINE	4800-0016	MCS1	Y
CP-2	116	BUFFALO, NY	CHICAGO LINE	4800-0021	MCS1	Y
CP-3	2	BEACON PARK, MA	BOSTON LINE	4103-0032	GE-6	Y
CP-4	3	ALLSTON, MA	BOSTON LINE	4103-0049	GE-6	Y
CP-5	36	SENECA YARD, NY	BUFFALO LINE	4800-0054	MCS1	N
CP-7	179	BLACK ROCK, NY	BELT LINE BRANCH	4843-0071	GE-6	N
CP-8	179	BLACK ROCK, NY	BELT LINE BRANCH	4843-0075	GE-6	N
CP-11	4	RIVERSIDE, MA	BOSTON LINE	4103-0116	GE-6	Y
CP-15	117	NORTH EVANS, NY	CHICAGO LINE	3500-0155	SSCN	N
CP-17	186	WHEATFIELD, NY	NIAGARA BRANCH	4843-0172	GE-6	N
CP-21	5	FRAMINGHAM, MA	BOSTON LINE	4103-0214	GE-6	N

ALBANY DIVISION INDEX

<u>STATION</u>	<u>SHEET</u>	<u>LOCATION</u>	<u>LINE OR BRANCH</u>	<u>PLAN NUMBER</u>	<u>CODE SYS.</u>	<u>TRK. BLK.</u>
CP-21	187	WHEATFIELD, NY	NIAGARA BRANCH	4843-0190	GE-6	N
CP-22	6	FRAMINGHAM, MA	BOSTON LINE	4103-0219	GE-6	Y
CP-22	183	NIAGARA, NY	LOCKPORT BRANCH	4843-0227	GE-6	
CP-23	7	FRAMINGHAM, MA	BOSTON LINE	4103-0229	GENISYS	
CP-23	118	ANGOLA, NY	CHICAGO LINE	3500-0230	SSCN	N
CP-24	8	FRAMINGHAM, MA	BOSTON LINE	4103-0246	GENISYS	
CP-25	188	NIAGARA, NY	BRIDGE BRANCH	4821-0250	GE-6	
CP-27	189	SUSPENSION BRIDGE, NY	BRIDGE BRANCH	4821-0274	GE-6	N
CP-28	9	CORDAVILLE, MA	BOSTON LINE	4103-0282	GENISYS	
CP-28	189	SUSPENSION BRIDGE, NY	BRIDGE BRANCH	4821-0280	GE-6	N
CP-31	119	SILVER CREEK, NY	CHICAGO LINE	3500-0311	SSCN	N
CP-33	10	WESTBORO, MA	BOSTON LINE	4103-0331	GENISYS	Y
CP-37	120	DUNKIRK, NY	CHICAGO LINE	3500-0370	SSCN	N
CP-39	11	MILLBURY JCT., MA	BOSTON LINE	4103-0390	GENISYS	
CP-39	121	DUNKIRK, NY	CHICAGO LINE	3500-0401	SSCN	N
CP-42	122	CANADAWAY, NY	CHICAGO LINE	3500-0425	SSCN	N
CP-43	12	WORCESTER, MA	BOSTON LINE	4103-0433	GENISYS	N
CP-44	13	WORCESTER, MA	BOSTON LINE	4103-0441	GENISYS	N
CP-45	14	WORCESTER, MA	BOSTON LINE	4103-0445	GENISYS	N
CP-47	123	BROCTON, NY	CHICAGO LINE	3500-0472	SSCN	N
CP-48	15	JAMESVILLE, MA	BOSTON LINE	4103-0483	GENISYS	N
CP-49	124	BROCTON, NY	CHICAGO LINE	3500-0500	SSCN	N
CP-56	125	WESTFIELD, NY	CHICAGO LINE	3500-0563	SSCN	N
CP-57	16	CHARLTON, MA	BOSTON LINE	4103-0576	GENISYS	N
CP-58	126	WESTFIELD, NY	CHICAGO LINE	3500-0583	SSCN	N
CP-59	181	LOCKPORT, NY	LOCKPORT BRANCH	4821-0601	GE-6	N
CP-64	17	EAST BROOKFIELD, MA	BOSTON LINE	4103-0641	GENISYS	N
CP-69	182	WHEATFIELD, NY	LOCKPORT BRANCH	4821-0697	GE-6	
CP-73	127	NORTHEAST, PA	CHICAGO LINE	3500-0733	SSCN	N
CP-79	18	WEST WARREN, MA	BOSTON LINE	4103-0794	GENISYS	N

ALBANY DIVISION INDEX

<u>STATION</u>	<u>SHEET</u>	<u>LOCATION</u>	<u>LINE OR BRANCH</u>	<u>PLAN NUMBER</u>	<u>CODE SYS.</u>	<u>TRK. BLK.</u>
CP-82	162	NIAGARA, NY	FALLS ROAD BRANCH		GE-6	N
CP-83	19	PALMER, MA	BOSTON LINE	4103-0836	GENISYS	N
CP-83	128	WESLEYVILLE, PA	CHICAGO LINE	3500-0830	SSCN	N
CP-85	129	ERIE, PA	CHICAGO LINE	3500-0856	SSCN	N
CP-89	130	DOCK JCT., PA	CHICAGO LINE	3500-0897	SSCN	N
CP-89	131	RINECLIFF, NY	HUDSON LINE	9100-0898	4000	Y
CP-92	20	NORTH WILBRAHAM, MA	BOSTON LINE	4103-0920	GENISYS	N
CP-94	132	BARRYTOWN, NY	HUDSON LINE	9100-0943	4000	Y
CP-96	21	SPRINGFIELD, MA	BOSTON LINE	4103-0961	GENISYS	N
CP-97	22	SPRINGFIELD, MA	BOSTON LINE	4103-0981	GENISYS	N
CP-98	23	SPRINGFIELD, MA	BOSTON LINE	4103-0985	GENISYS	N
CP-99	24	SPRINGFIELD, MA	BOSTON LINE	4103-0990	GENISYS	N
CP-100	25	WEST SPRINGFIELD, MA	BOSTON LINE	4103-1004	GENISYS	N
CP-103	133	GERMANTOWN, NY	HUDSON LINE	9100-1038	4000	N
CP-107	26	WESTFIELD, MA	BOSTON LINE	4103-1079	GENISYS	N
CP-109	27	WESTFIELD, MA	BOSTON LINE	4103-1097	GENISYS	N
CP-114	134	HUDSON, NY	HUDSON LINE	9100-1141	4000	N
CP-123	28	CHESTER, MA	BOSTON LINE	4103-1232	GENISYS	N
CP-124	135	RENSSELAER, NY	HUDSON LINE	9100-1237	4000	N
CP-125	135	RENSSELAER, NY	HUDSON LINE	9100-1256	4000	N
CP-140	29	HINSDALE, MA	BOSTON LINE	4103-1402	GENISYS	N
CP-141	136	RENSELAER, NY	HUDSON LINE	4700-1411		N
CP-142	49	RENSELAER, NY	CHICAGO LINE	4700-1420		
CP-143	50	ALBANY, NY	CHICAGO LINE	4700-1425		
CP-144	51	ALBANY, NY	CHICAGO LINE	4700-1427		
CP-145	52	ALBANY, NY	CHICAGO LINE	4700-1436		
CP-146	53	WEST ALBANY, NY	CHICAGO LINE	4700-1471	GE-6	
CP-147	30	PITTSFIELD, MA	BOSTON LINE	4103-1479	GENISYS	N
CP-150	31	PITTSFIELD, MA	BOSTON LINE	4103-1508	GENISYS	N
CP-156	54	CARMEN, NY	CHICAGO LINE	4700-1566	4000	N

ALBANY DIVISION INDEX

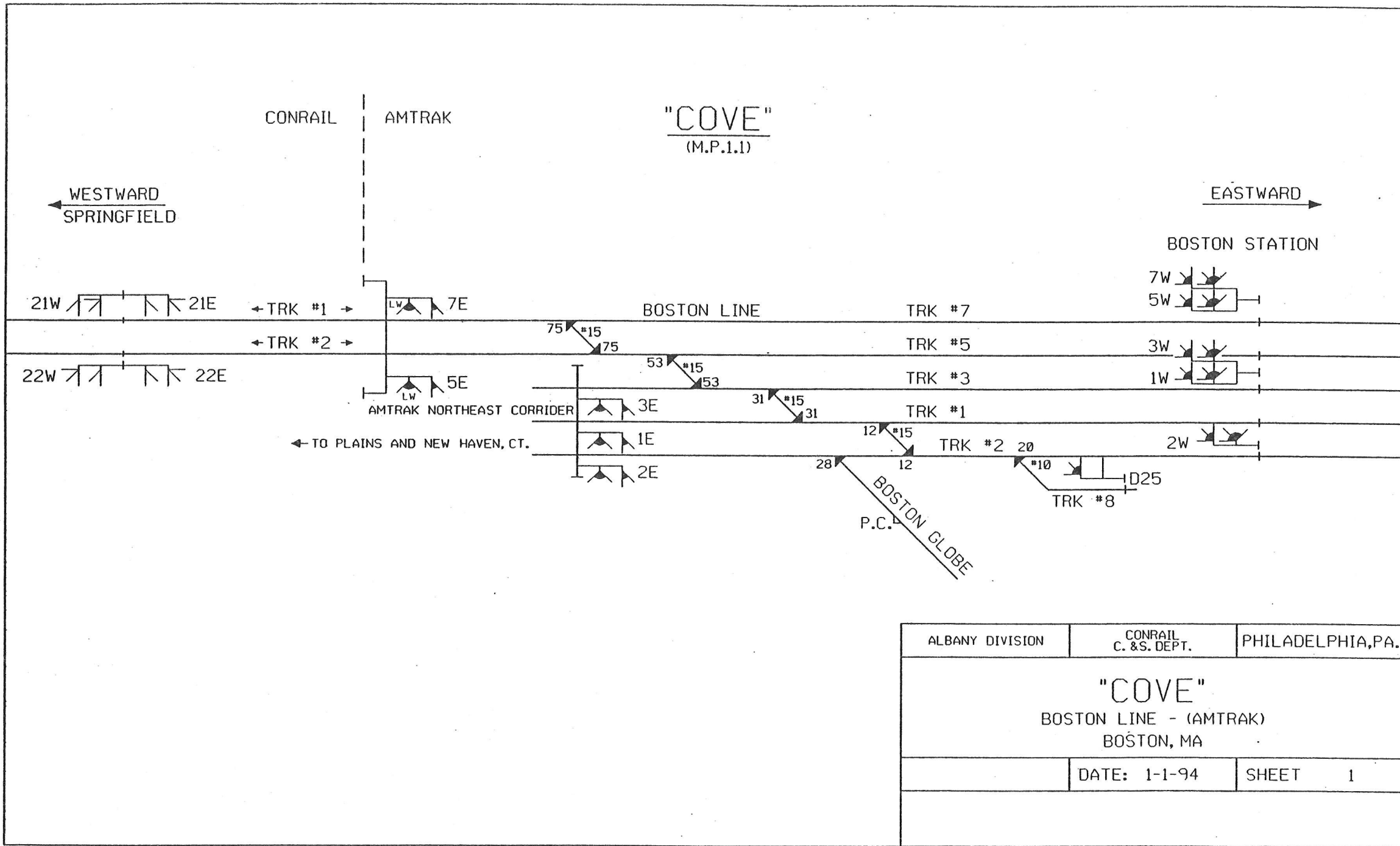
<u>STATION</u>	<u>SHEET</u>	<u>LOCATION</u>	<u>LINE OR BRANCH</u>	<u>PLAN NUMBER</u>	<u>CODE SYS.</u>	<u>TRK. BLK.</u>
CP-159	55	SCHENECTADY, NY	CHICAGO LINE	4700-1597	4000	N
CP-160	56	SCHENECTADY, NY	CHICAGO LINE	4700-1599	4000	
CP-169	57	HOFFMANS, NY	CHICAGO LINE	4700-1701	TRN TRK	N
CP-171	32	EAST CHATHAM, NY	BOSTON LINE	4103-1718	GENISYS	N
CP-173	57	HOFFMANS, NY	CHICAGO LINE	4700-1732	TRN TRK	N
CP-175	58	AMSTERDAM, NY	CHICAGO LINE	4700-1756	TRN TRK	N
CP-176	33	CHATHAM, NY	BOSTON LINE	4103-1767	GENISYS	N
CP-184	59	AMSTERDAM, NY	CHICAGO LINE	4700-1847	TRN TRK	N
CP-187	34	POST ROAD, NY	BOSTON LINE	4103-1875	GENISYS	N
CP-188	60	FONDA, NY	CHICAGO LINE	4700-1879	TRN TRK	N
CP-196	60	FONDA, NY	CHICAGO LINE	4700-1962	TRN TRK	N
CP-198	61	ST. JOHNSVILLE, NY	CHICAGO LINE	4700-1988	TRN TRK	N
CP-203	61	ST. JOHNSVILLE, NY	CHICAGO LINE	4700-2038	TRN TRK	N
CP-207	62	ST. JOHNSVILLE, NY	CHICAGO LINE	4700-2074	TRN TRK	N
CP-215	63	LITTLE FALLS, NY	CHICAGO LINE	4700-2152	TRN TRK	N
CP-218	64	LITTLE FALLS, NY	CHICAGO LINE	4700-2184	TRN TRK	N
CP-223	65	HERKIMER, NY	CHICAGO LINE	4700-2231	TRN TRK	N
CP-225	66	NORTH ILION, NY	CHICAGO LINE	4700-2260	TRN TRK	N
CP-235	67	SCHUYLER, NY	CHICAGO LINE	4700-2355	TRN TRK	N
CP-239	68	UTICA, NY	CHICAGO LINE	4700-2392	TRN TRK	N
CP-248	69	ROME, NY	CHICAGO LINE	4700-2483	TRN TRK	N
CP-251	70	ROME, NY	CHICAGO LINE	4700-2517	TRN TRK	N
CP-257	71	GREENWAY, NY	CHICAGO LINE	4700-2571	TRN TRK	N
CP-263	72	ONEIDA, NY	CHICAGO LINE	4700-2638	TRN TRK	N
CP-266	73	ONEIDA, NY	CHICAGO LINE	4700-2661	TRN TRK	N
CP-270	74	CANASTOTA, NY	CHICAGO LINE	4700-2704	TRN TRK	N
CP-278	75	KIRKVILLE, NY	CHICAGO LINE	4700-2785	TRN TRK	N
CP-283	76	EAST SYRACUSE, NY	CHICAGO LINE	4700-2839	GE-6	Y
CP-285	77	EAST SYRACUSE, NY	CHICAGO LINE	4700-2861	GE-6	Y
CP-286	78	EAST SYRACUSE, NY	CHICAGO LINE	4700-2866	GE-6	N

ALBANY DIVISION INDEX

<u>STATION</u>	<u>SHEET</u>	<u>LOCATION</u>	<u>LINE OR BRANCH</u>	<u>PLAN NUMBER</u>	<u>CODE SYS.</u>	<u>TRK. BLK.</u>
CP-291	79	SALINA, NY	CHICAGO LINE	4700-2915	GE-6	Y
CP-293	80	SOLVAY, NY	CHICAGO LINE	4700-2937	GE-6	Y
CP-296	81	BELLE ISLE, NY	CHICAGO LINE	4800-2970	TRN TRK	N
CP-300	82	WARNER, NY	CHICAGO LINE	4800-3009	TRN TRK	N
CP-306	83	WARNER, NY	CHICAGO LINE	4800-3064	TRN TRK	N
CP-308	84	JORDAN, NY	CHICAGO LINE	4800-3087	TRN TRK	N
CP-313	85	NORTH PORT BYRON, NY	CHICAGO LINE	4800-3143	TRN TRK	N
CP-320	86	SENECA RIVER, NY	CHICAGO LINE	4800-3206	TRN TRK	N
CP-323	87	SAVANNAH, NY	CHICAGO LINE	4800-3233	TRN TRK	N
CP-326	88	CLYDE, NY	CHICAGO LINE	4800-3269	TRN TRK	N
CP-329	89	CLYDE, NY	CHICAGO LINE	4800-3295	TRN TRK	N
CP-334	90	LYONS, NY	CHICAGO LINE	4800-3349	TRN TRK	N
CP-335	91	LYONS, NY	CHICAGO LINE	4800-3358	TRN TRK	N
CP-340	92	NEWARK, NY	CHICAGO LINE	4800-3406	TRN TRK	N
CP-342	93	NEWARK, NY	CHICAGO LINE	4800-3426	TRN TRK	N
CP-349	94	PALMYRA, NY	CHICAGO LINE	4800-3500	TRN TRK	N
CP-359	95	WAYNEPORT, NY	CHICAGO LINE	4800-3592	TRN TRK	N
CP-362	96	EAST ROCHESTER, NY	CHICAGO LINE	4800-3629	TRN TRK	N
CP-367	97	BRIGHTON, NY	CHICAGO LINE	4800-3680	TRN TRK	N
CP-369	98	ROCHESTER, NY	CHICAGO LINE	4800-3700	TRN TRK	N
CP-373	99	ROCHESTER, NY	CHICAGO LINE	4800-3732	TRN TRK	N
CP-380	100	CHILI, NY	CHICAGO LINE	4800-3804	TRN TRK	N
CP-382	101	CHILI, NY	CHICAGO LINE	4800-3826	TRN TRK	N
CP-393	102	WEST BERGEN, NY	CHICAGO LINE	4800-3939	TRN TRK	N
CP-402	103	BATAVIA, NY	CHICAGO LINE	4800-4026	TRN TRK	N
CP-406	104	BATAVIA, NY	CHICAGO LINE	4800-4068	TRN TRK	N
CP-410	105	WEST BATAVIA, NY	CHICAGO LINE	4800-4109	TRN TRK	N
CP-415	106	CORFU, NY	CHICAGO LINE	4800-4155	TRN TRK	N
CP-417	107	CRITTENDEN, NY	CHICAGO LINE	4800-4178	TRN TRK	N
CP-423	108	WENDE, NY	CHICAGO LINE	4800-4235	TRN TRK	N
CP-429	109	DEPEW, NY	CHICAGO LINE	4800-4298	MCS1	

ALBANY DIVISION INDEX

<u>STATION</u>	<u>SHEET</u>	<u>LOCATION</u>	<u>LINE OR BRANCH</u>	<u>PLAN NUMBER</u>	<u>CODE SYS.</u>	<u>TRK. BLK.</u>
CP-431	110	DEPEW, NY	CHICAGO LINE	4800-4311	MCSI	N
CP-433	111	BUFFALO, NY	CHICAGO LINE	4800-4331	MCSI	N
CP-434	112	BUFFALO, NY	CHICAGO LINE	4800-4345	MCSI	N
CP-437	113	BUFFALO, NY	CHICAGO LINE	4800-4373	MCSI	Y



ALBANY DIVISION	CONRAIL C. & S. DEPT.	PHILADELPHIA, PA.
<p>"COVE"</p> <p>BOSTON LINE - (AMTRAK)</p> <p>BOSTON, MA</p>		
	DATE: 1-1-94	SHEET 1

"CP-3"
 CONTROLLED FROM SELKIRK, NY
 (M.P.3.1)

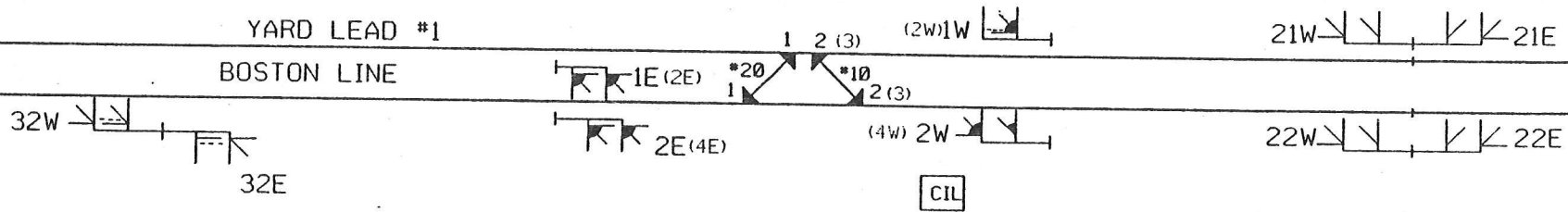
WESTWARD
 C.P. SM

EASTWARD
 BOSTON

BEACON PARK YARD

YARD LEAD #1

BOSTON LINE



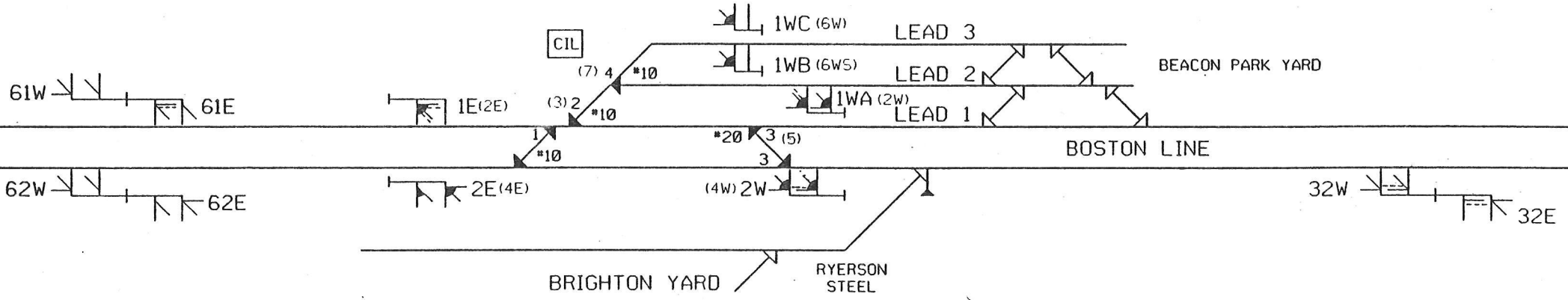
GE SERIES 6 CODE SYSTEM
 ALL SWITCH MACHINES MODEL 5A
 ELECTRIC SWITCH HEATERS

ALBANY DIVISION	CONRAIL C. & S. DEPT.	PHILADELPHIA, PA.
"CP-3" BOSTON LINE BEACON PARK, MA		
	DATE: 1-1-94	SHEET 2
4103-0032		

"CP-4"
(M.P.4.8)
CONTROLLED FROM SELKIRK, NY

WESTWARD
C.P. SM ←

→ EASTWARD
BOSTON



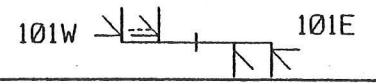
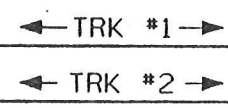
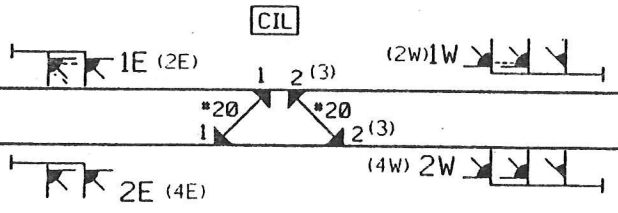
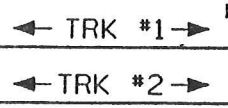
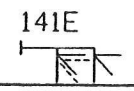
GE SERIES 6 CODE SYSTEM
SWITCH 2 MODEL 5F
ALL OTHERS MODEL 5A
ELECTRIC SWITCH HEATERS

ALBANY DIVISION	CONRAIL C. & S. DEPT.	PHILADELPHIA, PA.
"CP-4" BOSTON LINE ALLSTON, MA		
	DATE: 1-1-94	SHEET 3
4103-0049		

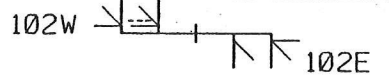
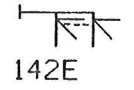
"CP-11"
 (M.P.11.4)
 CONTROLLED FROM SELKIRK, N.Y.

← WESTWARD
 C.P. SM

EASTWARD →
 BOSTON



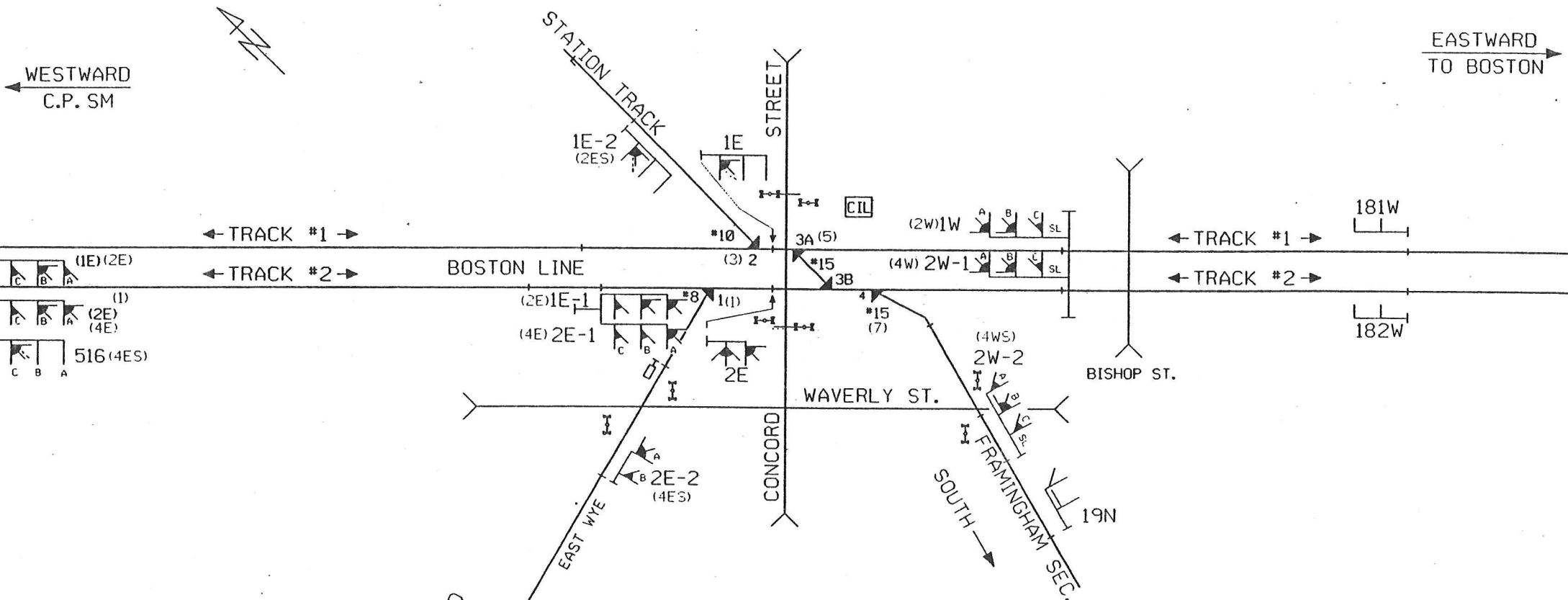
BOSTON LINE



GE SERIES 6 CODE SYSTEM
 ALL MACHINES 5A
 ELECTRIC SWITCH HEATERS

ALBANY DIVISION	CONRAIL C. & S. DEPT.	PHILADELPHIA, PA.
"CP-11" BOSTON LINE RIVERSIDE, MA		
	DATE: 1-1-94	SHEET 4
4103-0116		

"CP-21"
(M.P.21.3)
CONTROLLED FROM SELKIRK, N.Y.



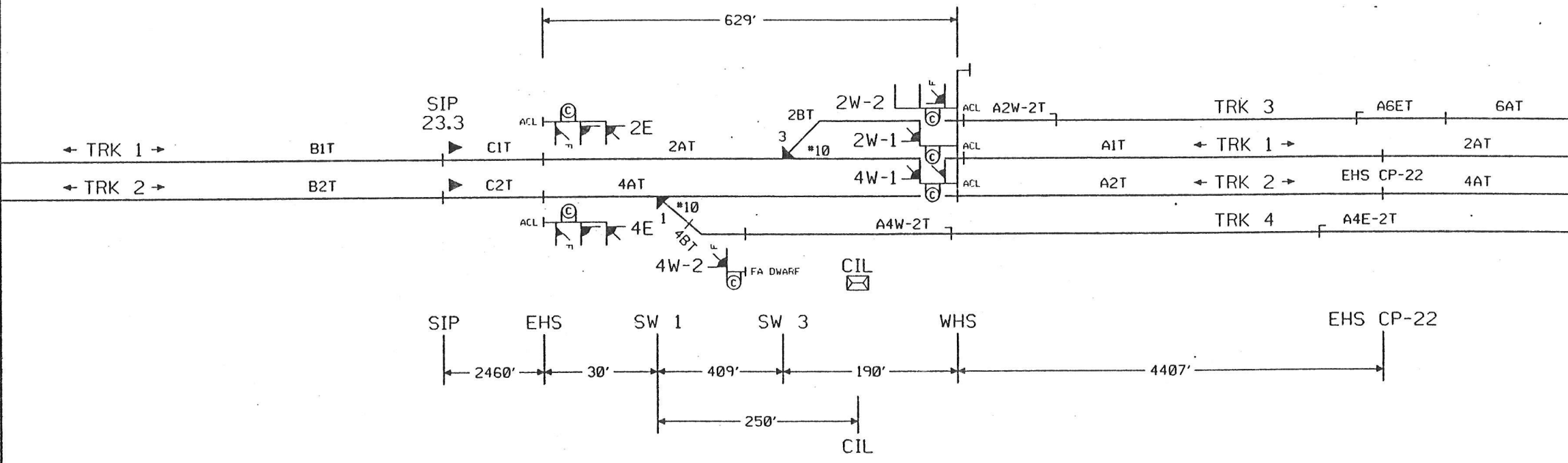
GE SERIES 6 CODE SYSTEM
ALL SWITCHES 5H
W.B. APP. - SIG. 18.1 & 18.2
E.B. APP. - SIG. 2E & 4E(22)
ELECTRIC SWITCH HEATERS

ALBANY DIVISION	CONRAIL C. & S. DEPT.	PHILADELPHIA, PA.
"CP-21" BOSTON LINE FRAMINGHAM, MA		
	DATE: 1-1-94	SHEET 5
4103-0214		

← WESTWARD
TO ALBANY

"CP-23"
(M.P. 22.9)
CONTROLLED FROM SELKIRK, NY

EASTWARD
TO BOSTON →



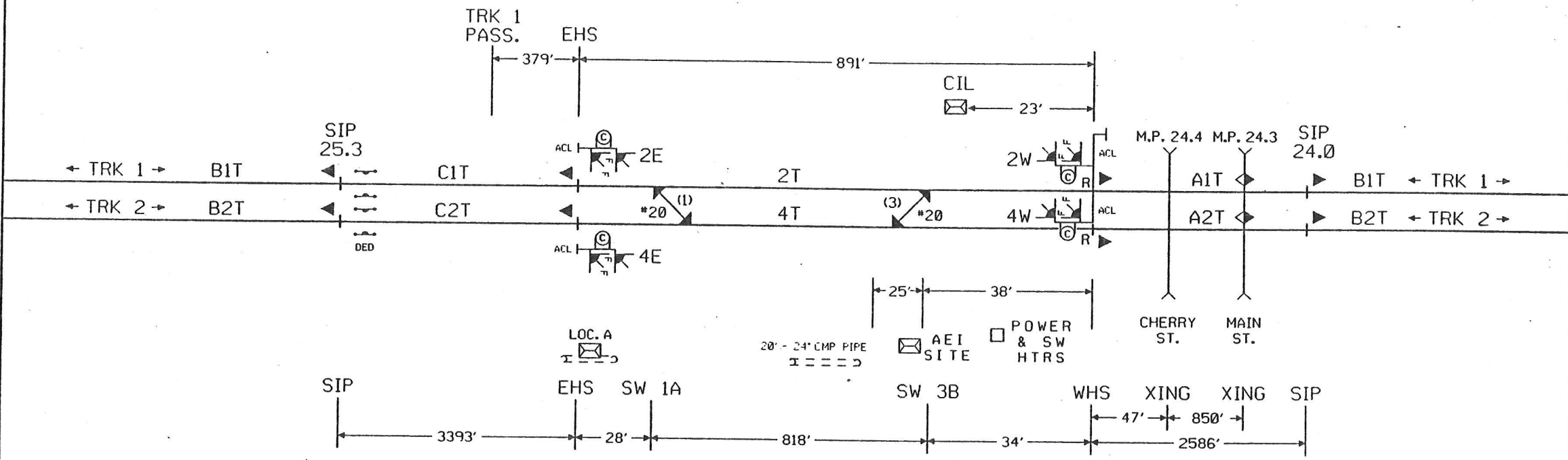
GENISYS - CODE SYSTEM
 SIGNAL SYSTEM WILL CONSIST OF GRS 5H HV SWITCHES,
 HARMON VHLC CONTROLLED C.P.'S, ELECTROCODE 4 TRACK
 CIRCUITS/CAB 101, COLORLIGHT SIGNALS AND B RELAYS.
 CAB SIGNALS WITHOUT WAYSIDE SIGNALS RULES APPLY.
 HIGHWAY CROSSING AND PASSENGER PLATFORM WARNING
 DEVICES ARE HARMON HXP-3R2' S.

ALBANY DIVISION	CONRAIL C. & S. DEPT.	PHILADELPHIA, PA.
"CP-23" BOSTON LINE FRAMINGHAM, MA		
	DATE: 7-1-97	SHEET 7
4103-0229		

WESTWARD
TO ALBANY

EASTWARD
TO BOSTON

"CP-24"
(M.P. 24.6)
CONTROLLED FROM SELKIRK, NY



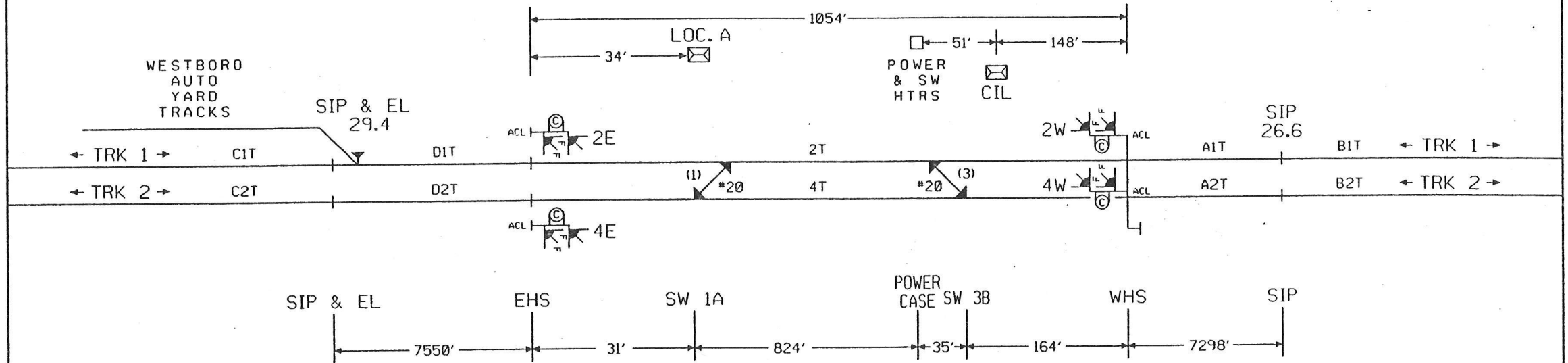
GENISYS - CODE SYSTEM
 SIGNAL SYSTEM WILL CONSIST OF GRS 5H HV SWITCHES,
 HARMON VHLC CONTROLLED C.P.'S, ELECTROCODE 4 TRACK
 CIRCUITS/CAB 101, COLORLIGHT SIGNALS AND B RELAYS.
 CAB SIGNALS WITHOUT WAYSIDE SIGNALS RULES APPLY.
 HIGHWAY CROSSING AND PASSENGER PLATFORM WARNING
 DEVICES ARE HARMON HXP-3R2' S.

ALBANY DIVISION	CONRAIL C. & S. DEPT.	PHILADELPHIA, PA.
"CP-24" BOSTON LINE FRAMINGHAM, MA		
	DATE: 7-1-97	SHEET 8
4103-0246		

WESTWARD
TO ALBANY

"CP-28"
(M.P. 28.2)
CONTROLLED FROM SELKIRK, NY

EASTWARD
TO BOSTON



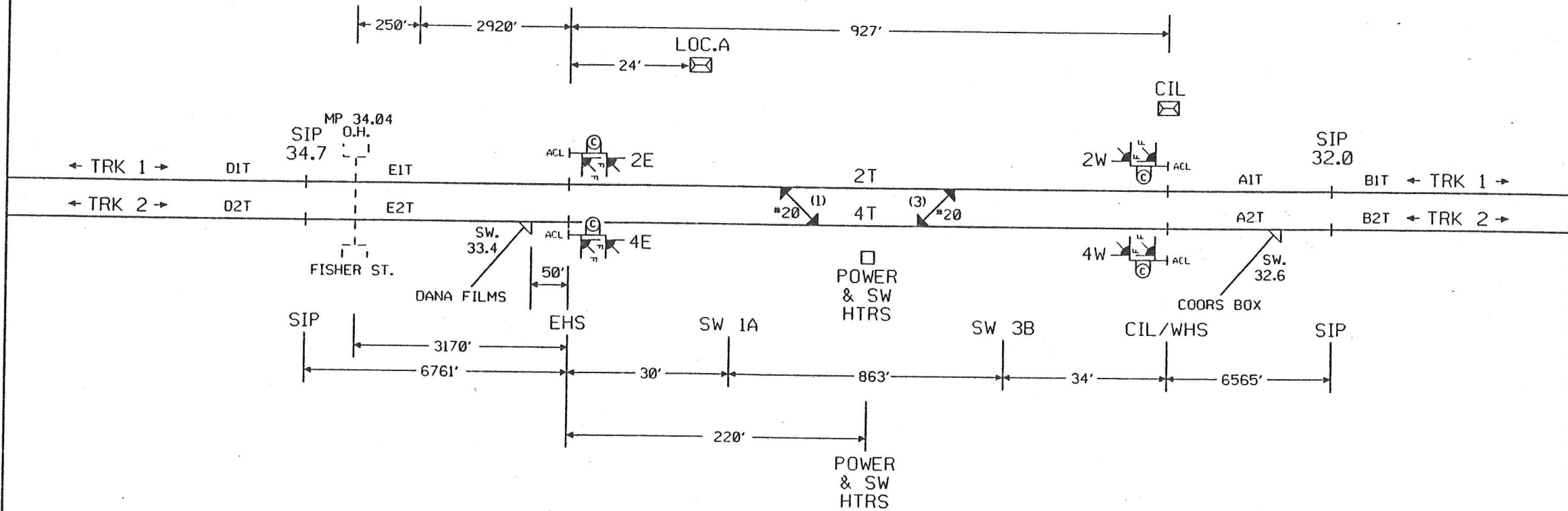
GENISYS - CODE SYSTEM
 SIGNAL SYSTEM WILL CONSIST OF GRS 5H HV SWITCHES,
 HARMON VHLC CONTROLLED C.P.'S, ELECTROCODE 4 TRACK
 CIRCUITS/CAB 101, COLORLIGHT SIGNALS AND B RELAYS.
 CAB SIGNALS WITHOUT WAYSIDE SIGNALS RULES APPLY.
 HIGHWAY CROSSING AND PASSENGER PLATFORM WARNING
 DEVICES ARE HARMON HXP-3R2' S.

ALBANY DIVISION	CONRAIL C. & S. DEPT.	PHILADELPHIA, PA.
"CP-28" BOSTON LINE CORDAVILLE, MA		
	DATE: 7-1-97	SHEET 9
4103-0282		

WESTWARD
TO ALBANY

"CP-33"
(M.P. 33.4)
CONTROLLED FROM SELKIRK, NY

EASTWARD
BOSTON



GENISYS - CODE SYSTEM
 SIGNAL SYSTEM WILL CONSIST OF GRS 5H HV SWITCHES,
 HARMON VHLC CONTROLLED C.P.'S, ELECTROCODE 4 TRACK
 CIRCUITS/CAB 101, COLORLIGHT SIGNALS AND B RELAYS.
 CAB SIGNALS WITHOUT WAYSIDE SIGNALS RULES APPLY.
 HIGHWAY CROSSING AND PASSENGER PLATFORM WARNING
 DEVICES ARE HARMON HXP-3R2' S.

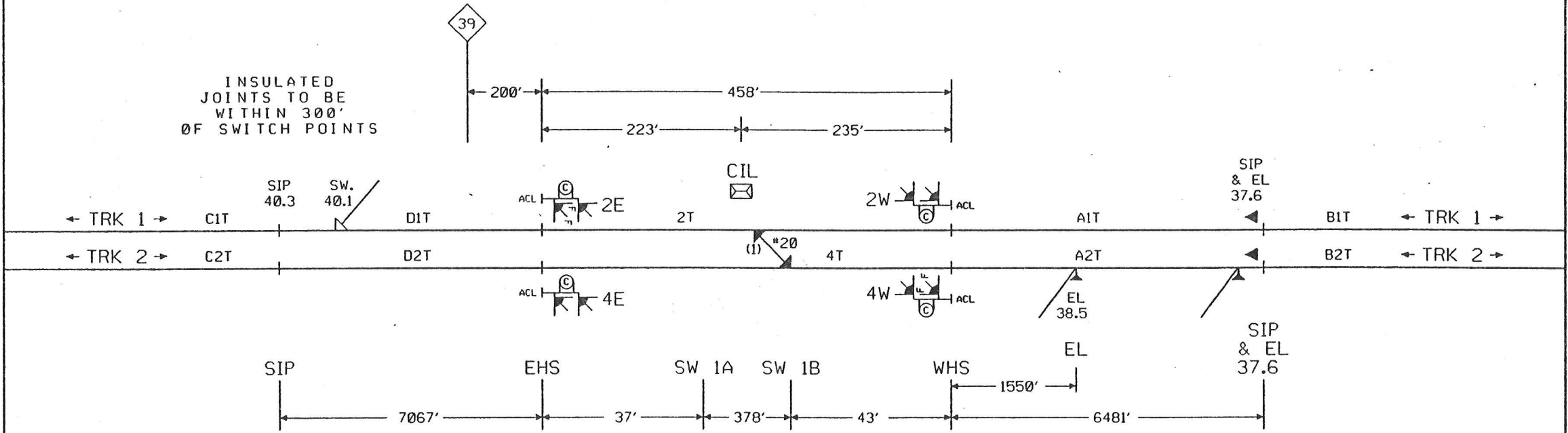
ALBANY DIVISION	CONRAIL C.&S. DEPT.	PHILADELPHIA, PA.
"CP-33" BOSTON LINE WESTBORO, MA		
DATE: 7-1-97		SHEET 10
4103-0334		

WESTWARD
TO ALBANY

"CP-39"
(M.P. 39.0)
CONTROLLED FROM SELKIRK, NY

EASTWARD
TO BOSTON

INSULATED
JOINTS TO BE
WITHIN 300'
OF SWITCH POINTS



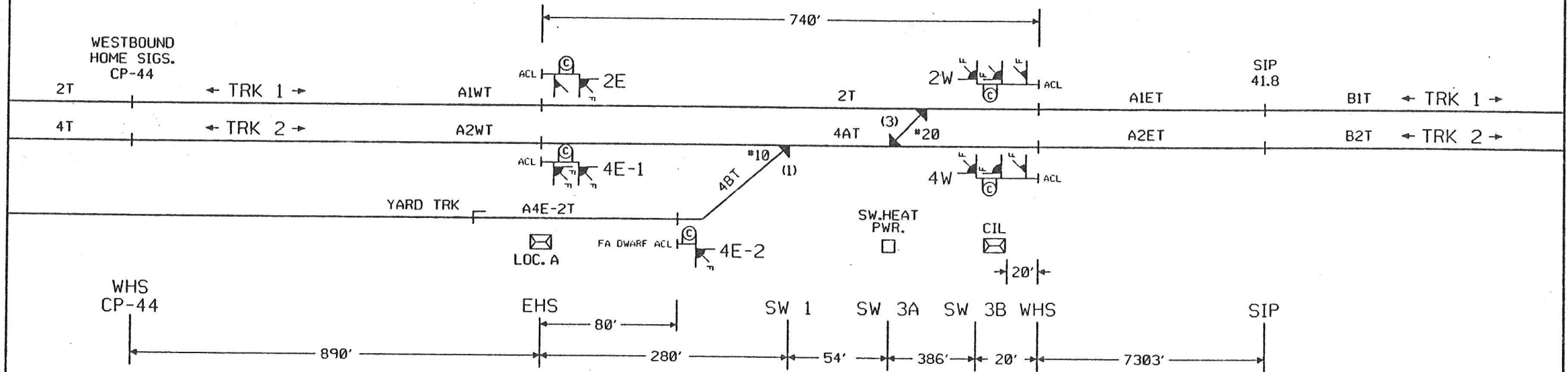
GENISYS - CODE SYSTEM
SIGNAL SYSTEM WILL CONSIST OF GRS 5H HV SWITCHES,
HARMON VHLC CONTROLLED C.P.'S, ELECTROCODE 4 TRACK
CIRCUITS/CAB 101, COLORLIGHT SIGNALS AND B RELAYS.
CAB SIGNALS WITHOUT WAYSIDE SIGNALS RULES APPLY.
HIGHWAY CROSSING AND PASSENGER PLATFORM WARNING
DEVICES ARE HARMON HXP-3R2' S.

ALBANY DIVISION	CONRAIL C.&S. DEPT.	PHILADELPHIA, PA.
<p>"CP-39" BOSTON LINE MILLBURY JCT., MA</p>		
DATE: 7-1-97		SHEET 11
4103-0390		

WESTWARD
TO ALBANY

"CP-43"
(M.P. 43.3)
CONTROLLED FROM SELKIRK, NY

EASTWARD
TO BOSTON



GENISYS - CODE SYSTEM
SIGNAL SYSTEM WILL CONSIST OF GRS 5H HV SWITCHES,
HARMON VHLC CONTROLLED C.P.'S, ELECTROCODE 4 TRACK
CIRCUITS/CAB 101, COLORLIGHT SIGNALS AND B RELAYS.
CAB SIGNALS WITHOUT WAYSIDE SIGNALS RULES APPLY.
HIGHWAY CROSSING AND PASSENGER PLATFORM WARNING
DEVICES ARE HARMON HXP-3R2' S.

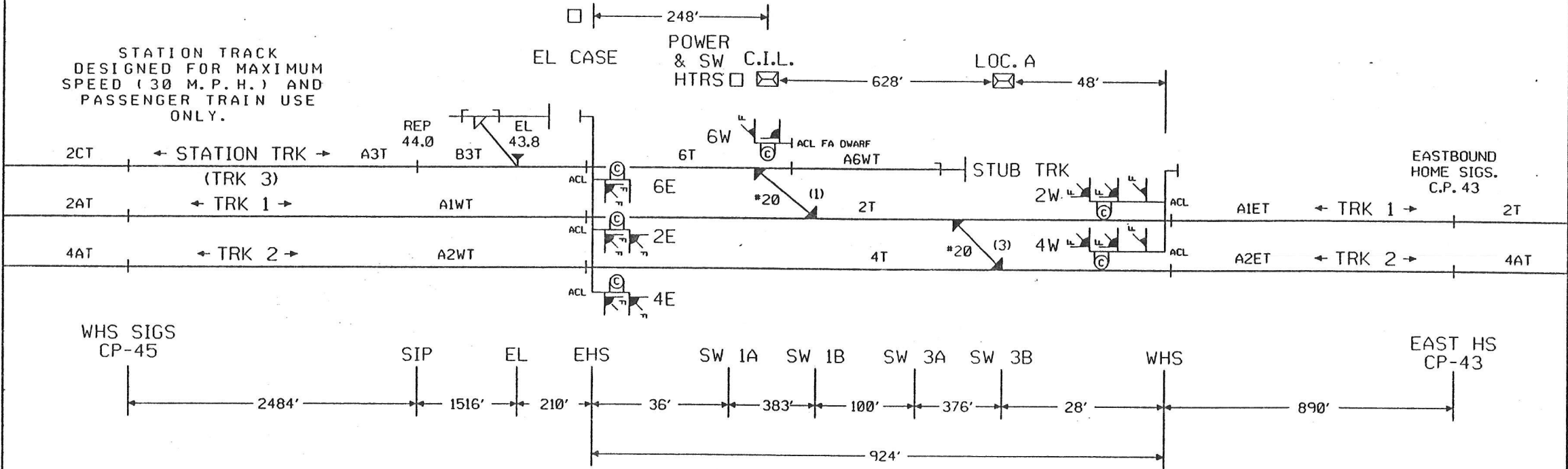
ALBANY DIVISION	CONRAIL C.&S. DEPT.	PHILADELPHIA, PA.
"CP-43" BOSTON LINE WORCESTER, MA		
DATE: 7-1-97		SHEET 12
4103-0433		

WESTWARD
TO ALBANY

EASTWARD
TO BOSTON

"CP-44"
(M.P. 43.7)
CONTROLLED FROM SELKIRK, NY

STATION TRACK
DESIGNED FOR MAXIMUM
SPEED (30 M.P.H.) AND
PASSENGER TRAIN USE
ONLY.



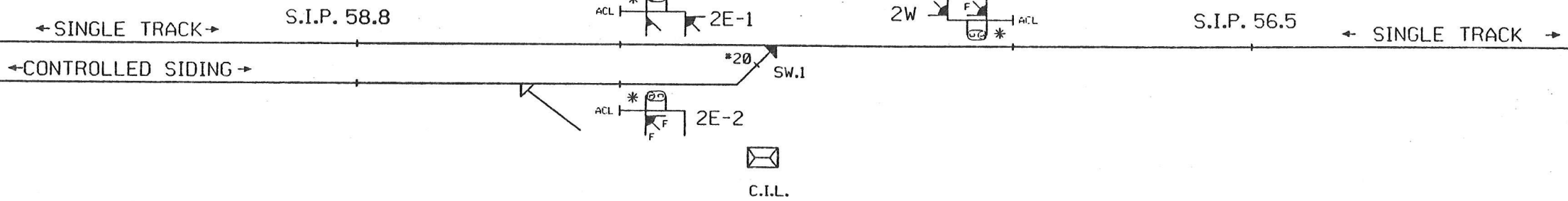
GENISYS - CODE SYSTEM
SIGNAL SYSTEM WILL CONSIST OF GRS 5H HV SWITCHES,
HARMON VHLC CONTROLLED C.P.'S, ELECTROCODE 4 TRACK
CIRCUITS/CAB 101, COLORLIGHT SIGNALS AND B RELAYS.
CAB SIGNALS WITHOUT WAYSIDE SIGNALS RULES APPLY.
HIGHWAY CROSSING AND PASSENGER PLATFORM WARNING
DEVICES ARE HARMON HXP-3R2' S.

ALBANY DIVISION	CONRAIL C.&S. DEPT.	PHILADELPHIA, PA.
"CP-44" BOSTON LINE WORCESTER, MA		
DATE: 1-1-93		SHEET 13
4103-0437		

"CP-57"
 (M.P. 57.6)
 CONTROLLED FROM SELKIRK, N.Y.

← WESTWARD
 POST ROAD

EASTWARD →
 BOSTON



GENISYS - MICROLOK CODE SYSTEMS
 W.B. APP. - S.I.P. 56.5 - 6330'
 E.B. APP. - S.I.P. 58.8- 5750'
 SWITCH MACHINES - M23B
 * BLOCK CLEAR - RULE 280a
 FIBER OPTIC NODE LOCATION
 ELECTRIC SWITCH HEATERS

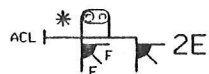
ALBANY DIVISION	CONRAIL C.&S. DEPT.	PHILADELPHIA, PA.
"CP-57" BOSTON LINE CHARLTON, MA		
	DATE: 1-1-94	SHEET 16
4103-0576		

"CP-64"
(M.P. 64.1)
CONTROLLED FROM SELKIRK, N.Y.

← WESTWARD
POST ROAD

EASTWARD
BOSTON →

← SINGLE TRACK → S.I.P. 65.4



S.I.P. 62.7 ← SINGLE TRACK →



← CONTROLLED SIDING →



GENISYS - MICROLOK CODE SYSTEM
W.B. APP. - S.I.P. 62.7 - 6900'
E.B. APP. - S.I.P. 65.4 - 6775'
SWITCH MACHINES - M23B
* BLOCK CLEAR - RULE 280a
FIBER OPTIC NODE LOCATION
ELECTRIC SWITCH HEATERS

ALBANY DIVISION	CONRAIL C.&S. DEPT.	PHILADELPHIA, PA.
"CP-64" BOSTON LINE EAST BROOKFIELD, MA.		
	DATE: 1-1-94	SHEET 17
4103-0641		

"CP-79"
 (M.P. 79.4)
 CONTROLLED FROM SELKIRK, N.Y.

← WESTWARD
 POST ROAD

EASTWARD
 BOSTON →

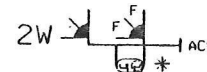
← CONTROLLED SIDING →

S.I.P. 80.8

← SINGLE TRACK →



*20 SW.1



S.I.P. 78.1

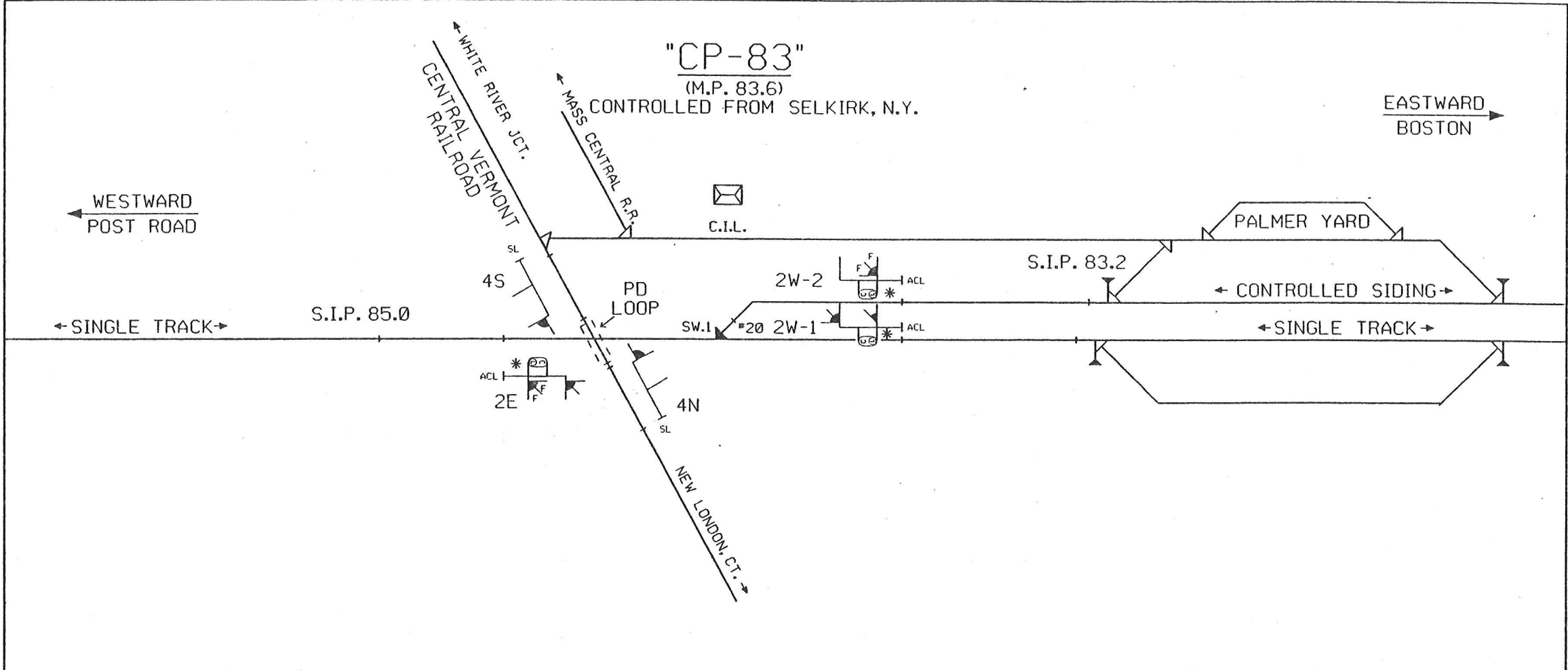
← SINGLE TRACK →



☐
 C.I.L.

GENISYS - MICROLOK CODE SYSTEM
 W.B. APP. - S.I.P. 78.1 - 6829'
 E.B. APP. - S.I.P. 80.8 - 7200'
 SWITCH MACHINE - M23B
 * BLOCK CLEAR - RULE 280a
 FIBER OPTIC NODE LOCATION
 ELECTRIC SWITCH HEATERS

ALBANY DIVISION	CONRAIL C.&S. DEPT.	PHILADELPHIA, PA.
"CP-79" BOSTON LINE WEST WARREN, MA		
	DATE: 1-1-94	SHEET 18
4103-0794		



GENISYS - MICROLOK CODE SYSTEM
 W.B. APP. - S.I.P. 83.2 - 1500'
 E.B. APP. - S.I.P. 85.0 - 7130'
 SWITCH MACHINES - M23B
 * BLOCK CLEAR - RULE 280a
 ELECTRIC SWITCH HEATERS

ALBANY DIVISION	CONRAIL C.&S. DEPT.	PHILADELPHIA, PA.
"CP-83" BOSTON LINE PALMER, MA		
	DATE: 1-1-94	SHEET 19
4103-0836		

"CP-92"
(M.P. 92.0)
CONTROLLED FROM SELKIRK, N.Y.

← WESTWARD
POST ROAD →

← EASTWARD
BOSTON →

← TRK. #1 →

S.I.P. 93.3

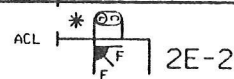


S.I.P. 90.7

← SINGLE TRACK →

← TRK. #2 →

*20 SW.1



C.I.L.

GENISYS - MICROLOK CODE SYSTEM
W.B. APP. - S.I.P. 90.7 SINGLE TRACK - 6065'
E.B. APP. - S.I.P. 92.9 TRACKS 1&2 - 6775'
SWITCH MACH. - M23B
* BLOCK CLEAR - RULE 280a
FIBER OPTIC NODE LOCATION
ELECTRIC SWITCH HEATERS

ALBANY DIVISION	CONRAIL C.&S. DEPT.	PHILADELPHIA, PA.
<p>"CP-92" BOSTON LINE NORTH WILBRAHAM, MA</p>		
	DATE: 1-1-94	SHEET 20
4103-0920		

"CP-96"
(M.P. 96.1)
CONTROLLED FROM SELKIRK, N.Y.

← WESTWARD
POST ROAD

EASTWARD
BOSTON →

← TRK #1 →

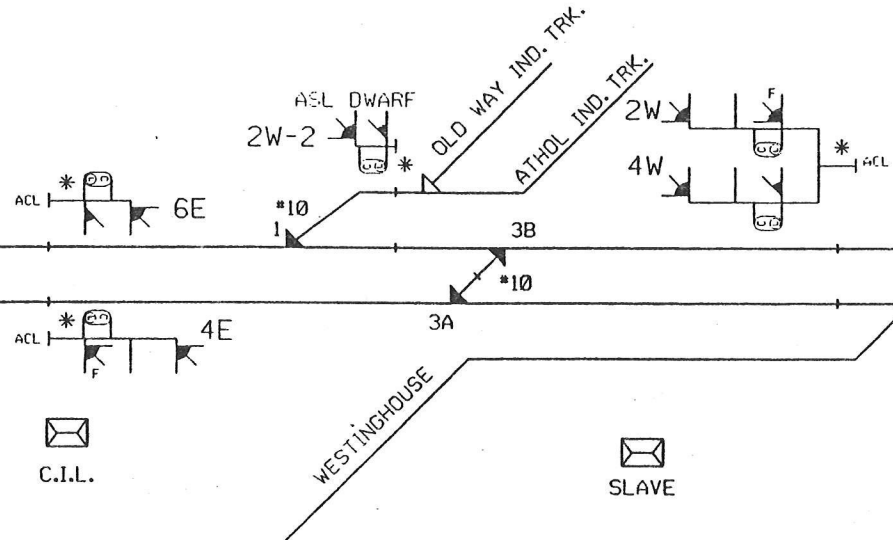
← TRK #1 →

← TRK #2 →

← TRK #2 →

S.I.P. 97.1

S.I.P. 94.7



GENISYS - MICROLOK CODE SYSTEM
W.B. APP.- S.I.P. 94.7 - 6875'
E.B. APP.- S.I.P. 97.1 - 4950'
SWITCH MACHINES - GRS 5
* BLOCK CLEAR - RULE 280a
ELECTRIC SWITCH HEATERS

ALBANY DIVISION	CONRAIL C.&S. DEPT.	PHILADELPHIA, PA.
"CP-96" BOSTON LINE SPRINGFIELD, MA		
	DATE: 1-1-94	SHEET 21
4103-0961		

"CP-97"
CONTROLLED FROM SELKIRK, N.Y.

← WESTWARD
POST ROAD

EASTWARD
BOSTON →

← TRK #1 →

← TRK #2 →

← TRK #1 →

← TRK #2 →

C.I.L.



2E

3

#10

2W-1

4W

SPRINGFIELD TERMINAL R.R.

TRK. 2A

TRK. 4

4E-1

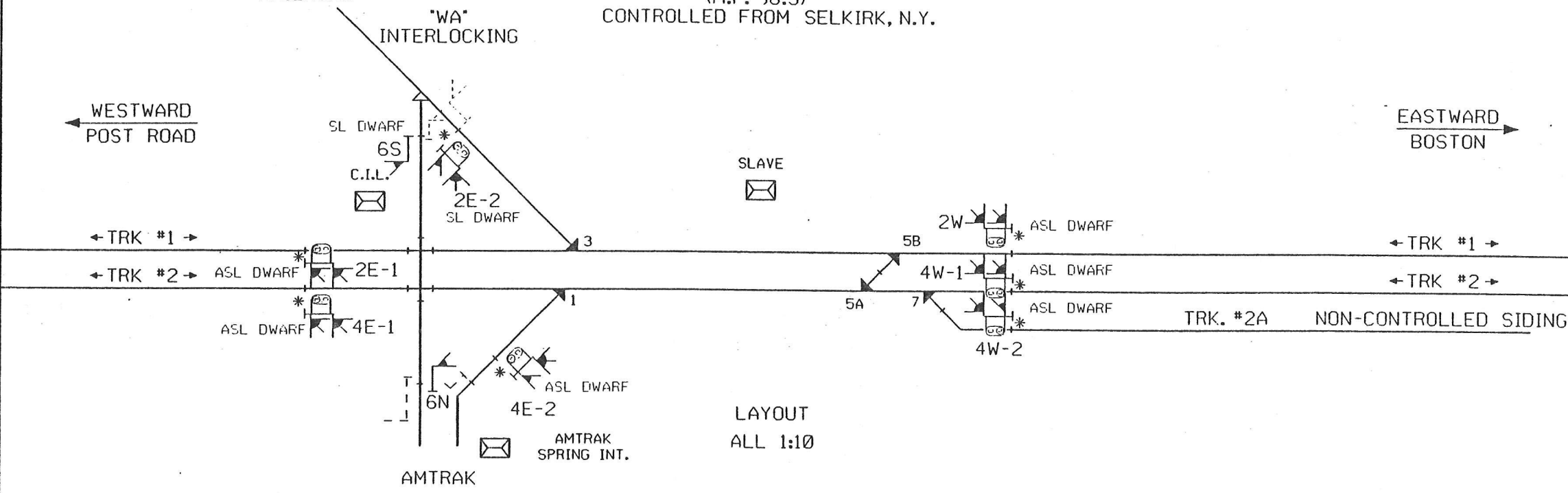
4E-2

AMTRAK
TO NEW HAVEN
CONN.

GENISYS - MICROLOK CODE SYSTEM
ALL DWARF SIGNALS
CROSSOVER # 3 - GRS MODEL 5F
SWITCH # 1 - GRS MODEL 5A
ELECTRIC SWITCH HEATERS

ALBANY DIVISION	CONRAIL C.&S. DEPT.	PHILADELPHIA, PA.
"CP-97" BOSTON LINE SPRINGFIELD, MA		
	DATE: 1-1-94	SHEET 22
4103-0981		

"CP-98"
(M.P. 98.5)
CONTROLLED FROM SELKIRK, N.Y.



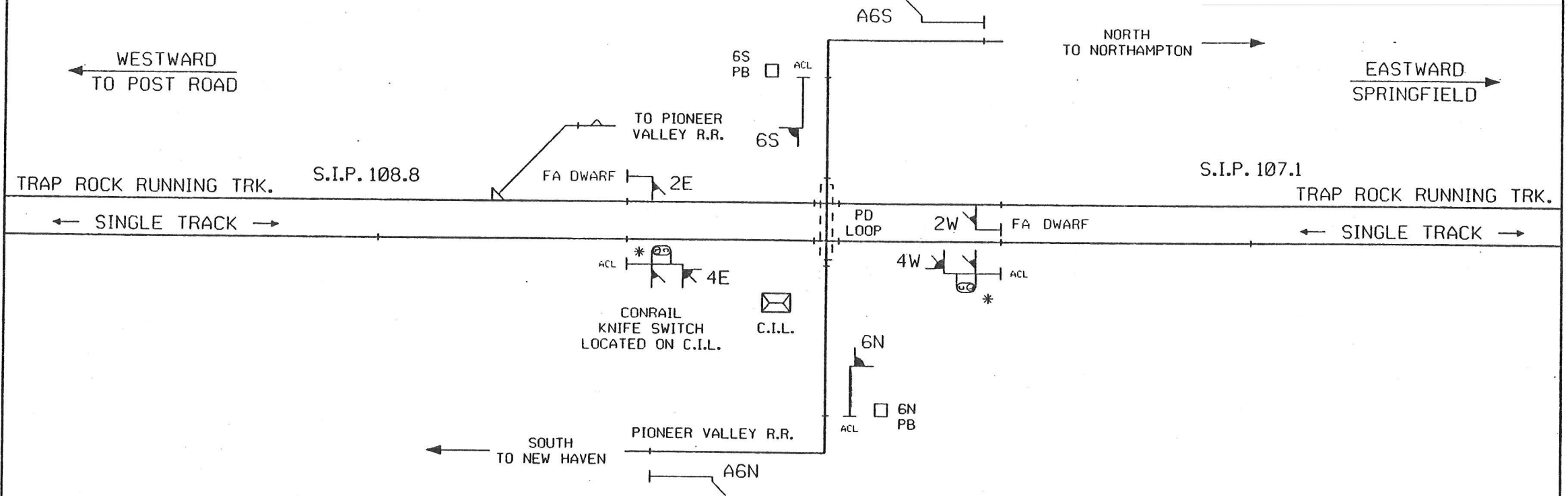
LAYOUT
ALL 1:10

GENISYS - MICROLOK CODE SYSTEM
W.B. APP. - C.P. 99 - 7575'
E.B. APP. - C.P. 97 - 4454'
SWITCH MACHINES - GRS MODEL 5A
EXCEPT #3 SWITCH - GRS MODEL 5F
5A & 5B CROSSOVER - GRS MODEL 5G
* BLOCK CLEAR - RULE 280a
PRESENCE DETECTOR AT GRADE CROSSING
ELECTRIC SWITCH HEATERS

ALBANY DIVISION	CONRAIL C.&S. DEPT.	PHILADELPHIA, PA.
"CP-98" BOSTON LINE SPRINGFIELD, MA		
	DATE: 1-1-94	SHEET 23
4103-0985		

"CP-107"

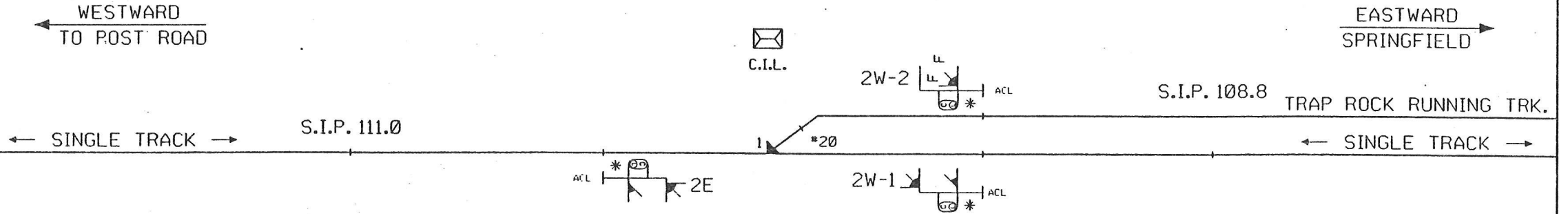
(M.P. 107.9)
CONTROLLED FROM SELKIRK, N.Y.



GENISYS - MICROLOK CODE SYSTEM
 W.B. APP. - S.I.P. 107.1 SINGLE TRACK - 4494'
 E.B. APP. - S.I.P. 108.8 SINGLE TRACK - 4291'
 * BLOCK CLEAR - RULE 280a

ALBANY DIVISION	CONRAIL C.&S. DEPT.	PHILADELPHIA, PA.
"CP-107" BOSTON LINE WESTFIELD, MA		
	DATE: 1-1-94	SHEET 26
4103-1079		

"CP-109"
(M.P. 109.7)
CONTROLLED FROM SELKIRK, N.Y.



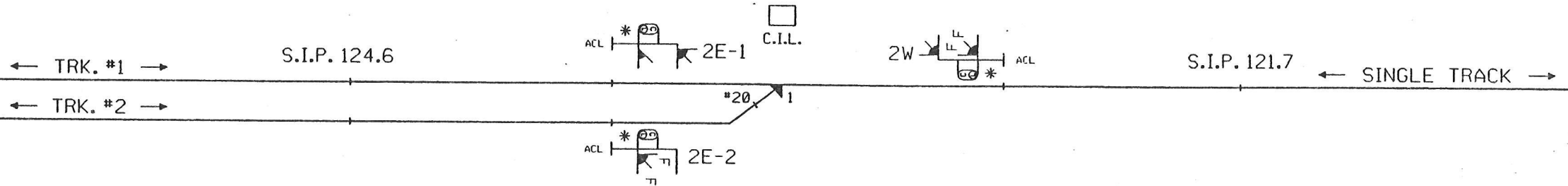
GENISYS - MICROLOK CODE SYSTEM
W.B. APP. - S.I.P. 108.8 SINGLE TRACK - 4283'
E.B. APP. - S.I.P. 111.0 SINGLE TRACK - 7050'
SWITCH MACHINE - GRS MODEL 5F
* BLOCK CLEAR - RULE 280a
FIBER OPTIC NODE LOCATION
ELECTRIC SWITCH HEATERS

ALBANY DIVISION	CONRAIL C.&S. DEPT.	PHILADELPHIA, PA.
"CP-109" BOSTON LINE WESTFIELD, MA		
	DATE: 1-1-94	SHEET 27
4103-1097		

"CP-123"
 (M.P. 123.2)
 CONTROLLED FROM SELKIRK, N.Y.

← WESTWARD
 TO POST ROAD

EASTWARD
 SPRINGFIELD →



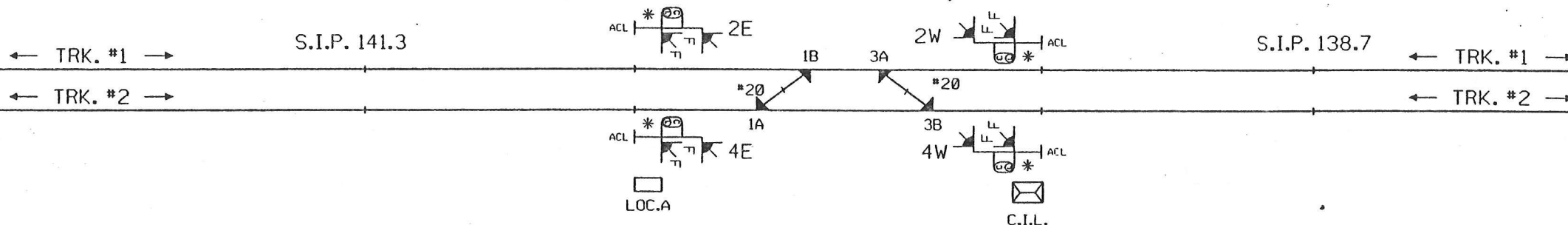
GENISYS - MICROLOK CODE SYSTEM
 W.B. APP. - S.I.P. 121.7 SINGLE TRACK - 7225'
 E.B. APP. - S.I.P. 124.6 TRACKS 1&2 - 7288'
 SWITCH MACHINE - GRS MODEL 5F
 * BLOCK CLEAR - RULE 280a
 FIBER OPTIC NODE LOCATION
 ELECTRIC SWITCH HEATERS

ALBANY DIVISION	CONRAIL C.&S. DEPT.	PHILADELPHIA, PA.
"CP-123" BOSTON LINE CHESTER, MA		
	DATE: 1-1-94	SHEET 28
4103-1232		

"CP-140"
(M.P. 140.2)
CONTROLLED FROM SELKIRK, N.Y.

← WESTWARD
TO POST ROAD

EASTWARD →
SPRINGFIELD



GENISYS - MICROLOK CODE SYSTEM
W.B. APP. - S.I.P. 138.7 TRACKS 1&2 - 6800'
E.B. APP. - S.I.P. 141.3 TRACKS 1&2 - 6140'
SWITCH MACHINES - GRS MODEL 5F
* BLOCK CLEAR - RULE 280a
FIBER OPTIC NODE LOCATION

ALBANY DIVISION	CONRAIL C.&S. DEPT.	PHILADELPHIA, PA.
"CP-140" BOSTON LINE HINSDALE, MA		
	DATE: 1-1-94	SHEET 29
4103-1402		

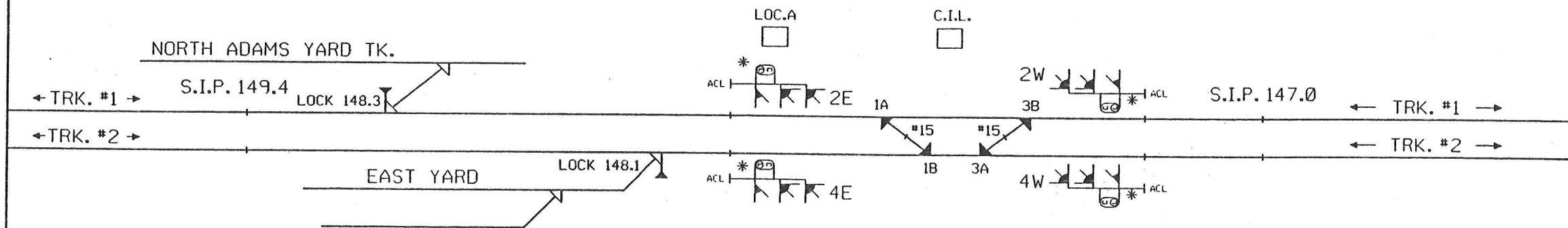
"CP-147"

(M.P. 147.9)

CONTROLLED FROM SELKIRK, N.Y.

WESTWARD
TO POST ROAD

EASTWARD
SPRINGFIELD



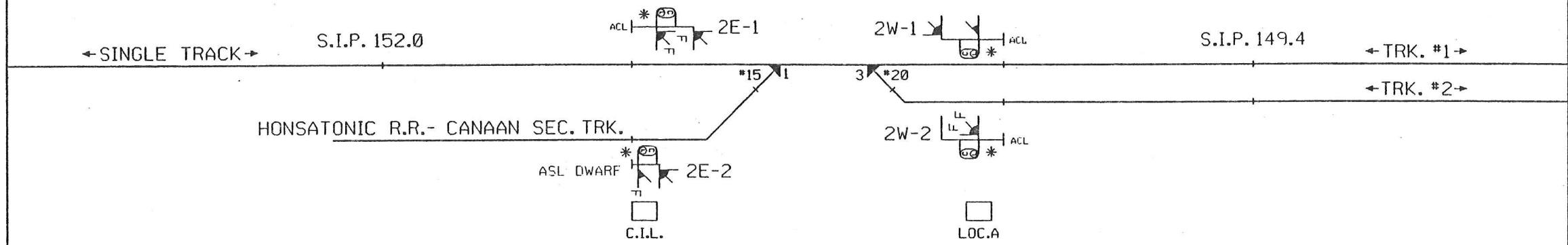
GENISYS - MICROLOK CODE SYSTEM
 W.B. APP. - S.I.P. 147.0 TRACKS 1&2 - 4216'
 E.B. APP. - S.I.P. 149.4 TRACKS 1&2 - 7200'
 SWITCH MACHINES - GRS MODEL 5F
 * BLOCK CLEAR - RULE 280a

ALBANY DIVISION	CONRAIL C.&S. DEPT.	PHILADELPHIA, PA.
"CP-147" BOSTON LINE PITTSFIELD, MA		
	DATE: 1-1-94	SHEET 30
4103-1479		

"CP-150"
 (M.P. 150.8)
 CONTROLLED FROM SELKIRK, N.Y.

← WESTWARD
TO POST ROAD

EASTWARD
SPRINGFIELD →



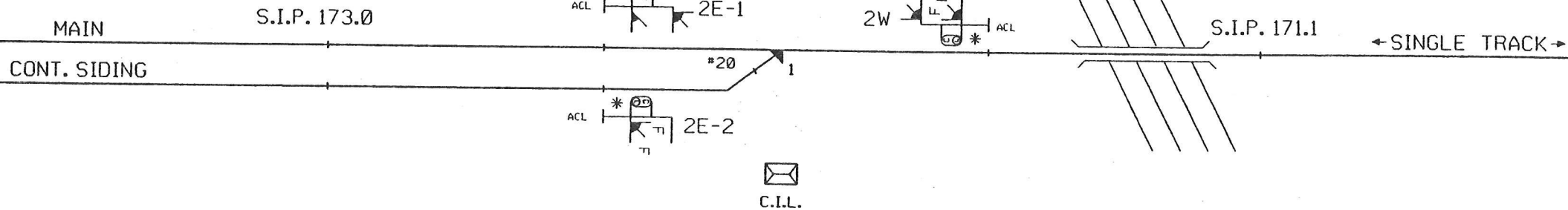
GENISYS - MICROLOK CODE SYSTEM
 W.B. APP. - S.I.P. 199.4 TRACKS 1&2 - 6304'
 E.B. APP. - S.I.P. 152.0 SINGLE TRACK - 7186'
 SWITCH MACHINES - GRS MODEL 5F
 * BLOCK CLEAR - RULE 280a
 FIBER OPTIC NODE LOCATION

ALBANY DIVISION	CONRAIL C.&S. DEPT.	PHILADELPHIA, PA.
"CP-150" BOSTON LINE PITTSFIELD, MA		
	DATE: 1-1-94	SHEET 31
4103-1508		

"CP-171"
 (M.P. 171.8)
 CONTROLLED FROM SELKIRK, N.Y.

WESTWARD
 TO POST ROAD

EASTWARD
 SPRINGFIELD

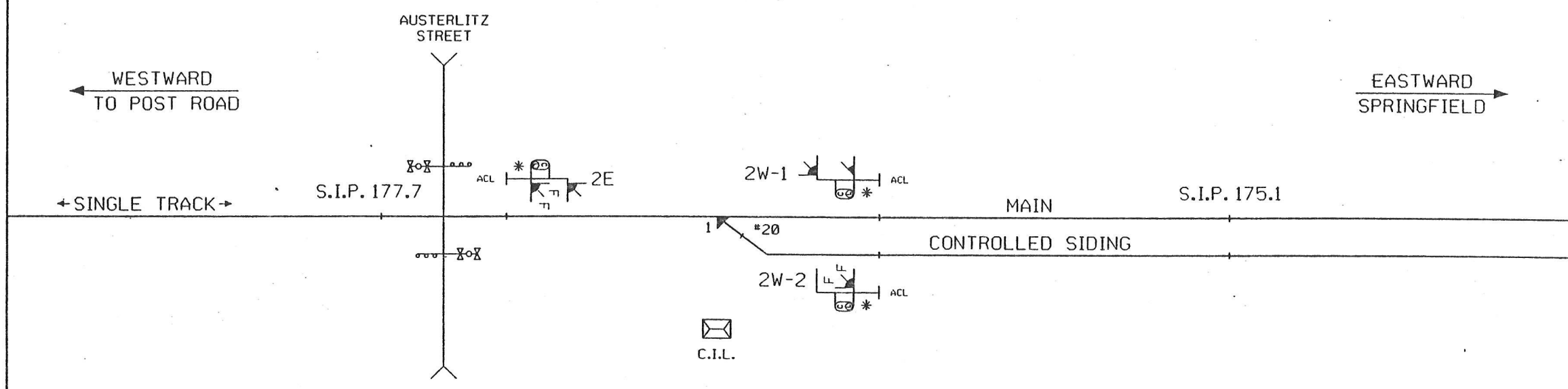


GENISYS - MICROLOK CODE SYSTEM
 W.B. APP. - S.I.P. 171.1 SINGLE TRACK - 3696'
 E.B. APP. - S.I.P. 173.0 TRACKS 1&2 - 6226'
 SWITCH MACHINE - GRS MODEL 5F
 * BLOCK CLEAR - RULE 280a
 FIBER OPTIC NODE LOCATION

ALBANY DIVISION	CONRAIL C.&S. DEPT.	PHILADELPHIA, PA.
"CP-171" BOSTON LINE EAST CHATHAM, NY		
	DATE: 1-1-94	SHEET 32
4103-1718		

"CP-176"

(M.P. 176.7)
CONTROLLED FROM SELKIRK, N.Y.



GENISYS - MICROLOK CODE SYSTEM
 W.B. APP. - S.I.P. 175.1 TRACKS 1&2 - 7650'
 E.B. APP. - S.I.P. 177.7 SINGLE TRACK - 5450'
 SWITCH MACHINE - GRS MODEL 5F
 * BLOCK CLEAR - RULE 280a

ALBANY DIVISION	CONRAIL C.&S. DEPT.	PHILADELPHIA, PA.
"CP-176" BOSTON LINE CHATHAM, NY		
	DATE: 1-1-94	SHEET 33
4103-1767		

"CP-187"
(M.P. 187.5)
CONTROLLED FROM SELKIRK, N.Y.

WESTWARD
TO SELKIRK

EASTWARD
SPRINGFIELD

POST ROAD BR.- AMTRAK

BOSTON LINE

CL 1888

SL 189E



S.I.P. 185.9

← SINGLE TRACK →

*20 *1



C.I.L.

GROUND MAST

FIBER NODE

← TO ALBANY POST ROAD BR.- AMTRAK

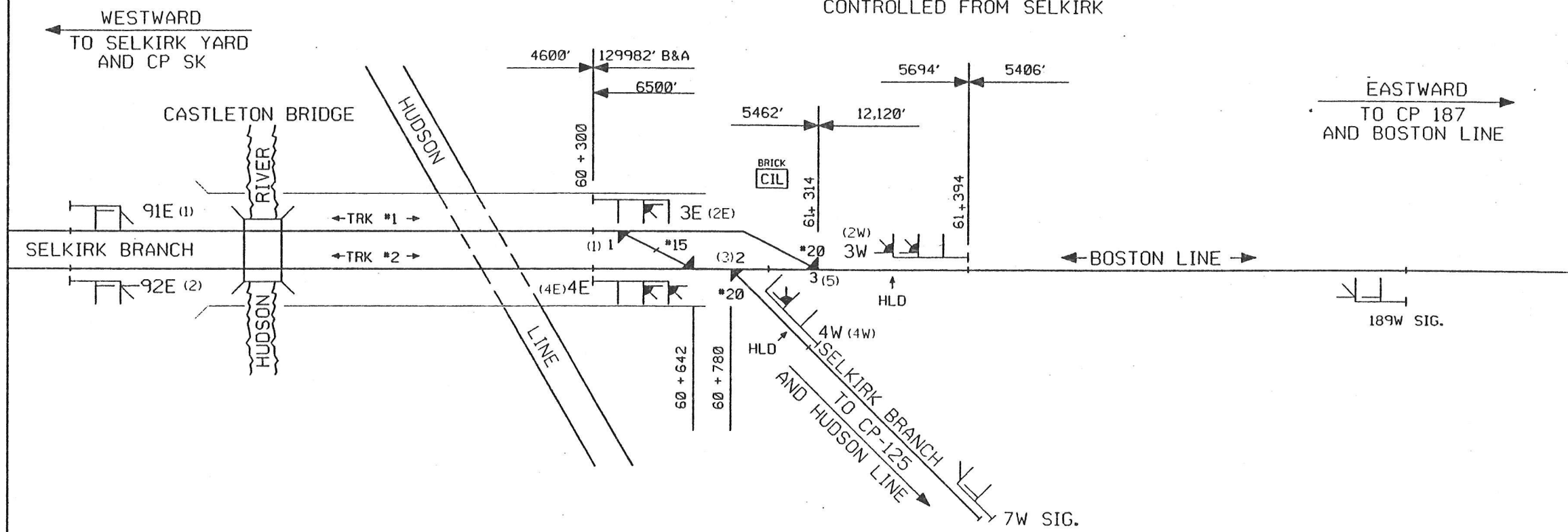
← TO CP-142

GENISYS - MICROLOCK CODE SYSTEM
W.B. APP. - S.I.P. 185.9 SINGLE TRACK - 7451'
E.B. APP. - POST ROAD BR. AUTO SIG. 1888 - 7806'
E.B. APP. - BOSTON LINE AUTO SIG. 189E - 10495'
SWITCH MACHINE - GRS MODEL 5F
* BLOCK CLEAR - RULE 280a
FIBER OPTIC NODE LOCATION

ALBANY DIVISION	CONRAIL C.&S. DEPT.	PHILADELPHIA, PA.
"CP-187" BOSTON LINE POST ROAD, NY		
	DATE: 1-1-94	SHEET 34
4103-1875		

11
58 + 080

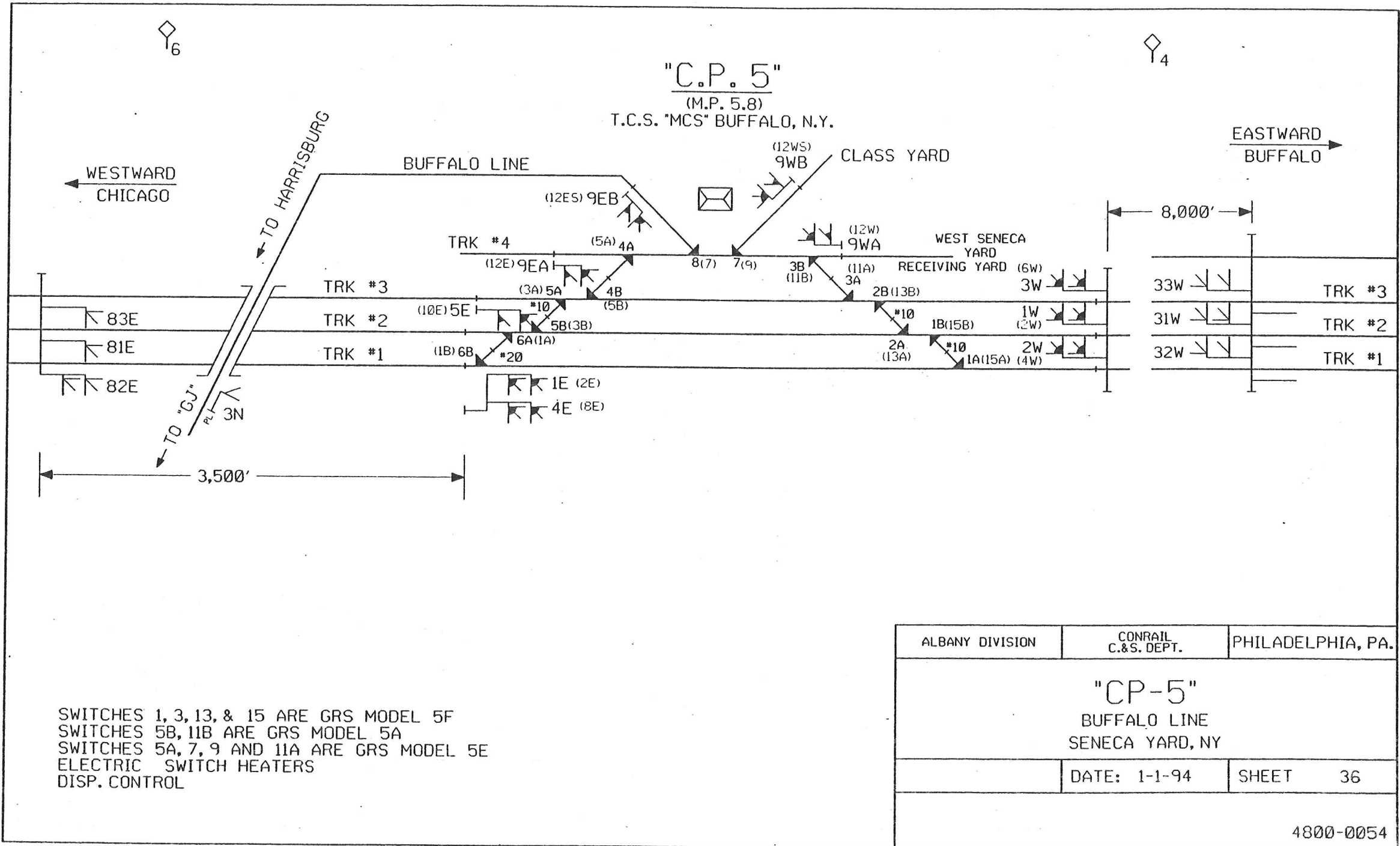
"CP-SM"
(M.P.8.5)
CONTROLLED FROM SELKIRK



APPROACH SIGNAL LOCATIONS ARE NOT TO SCALE.

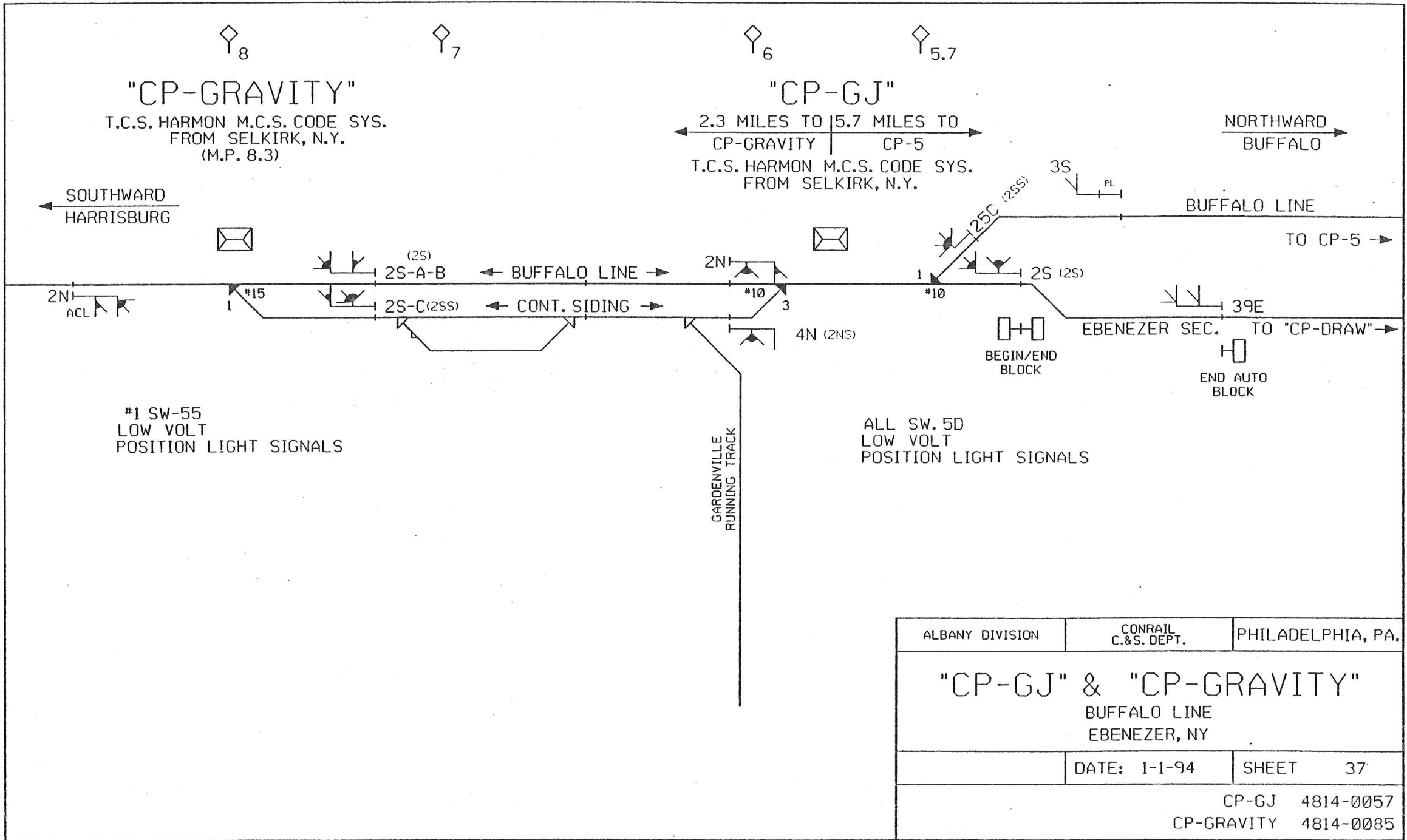
- *1A SWITCH - GRS MODEL 5C
- *1B SWITCH - GRS MODEL 5G
- *2 & *3 SWITCHS - GRS MODEL 5H

ALBANY DIVISION	CONRAIL C. & S. DEPT.	PHILADELPHIA, PA.
<p>"CP-SM" BOSTON LINE SCHODACK JCT., NY</p>		
	DATE: 1-1-94	SHEET 35
4142-1918		



SWITCHES 1, 3, 13, & 15 ARE GRS MODEL 5F
 SWITCHES 5B, 11B ARE GRS MODEL 5A
 SWITCHES 5A, 7, 9 AND 11A ARE GRS MODEL 5E
 ELECTRIC SWITCH HEATERS
 DISP. CONTROL

ALBANY DIVISION	CONRAIL C.&S. DEPT.	PHILADELPHIA, PA.
"CP-5" BUFFALO LINE SENECA YARD, NY		
	DATE: 1-1-94	SHEET 36
4800-0054		



"CP-GRAVITY"
 T.C.S. HARMON M.C.S. CODE SYS.
 FROM SELKIRK, N.Y.
 (M.P. 8.3)

"CP-GJ"
 T.C.S. HARMON M.C.S. CODE SYS.
 FROM SELKIRK, N.Y.

SOUTHWARD
 HARRISBURG

NORTHWARD
 BUFFALO

#1 SW-55
 LOW VOLT
 POSITION LIGHT SIGNALS

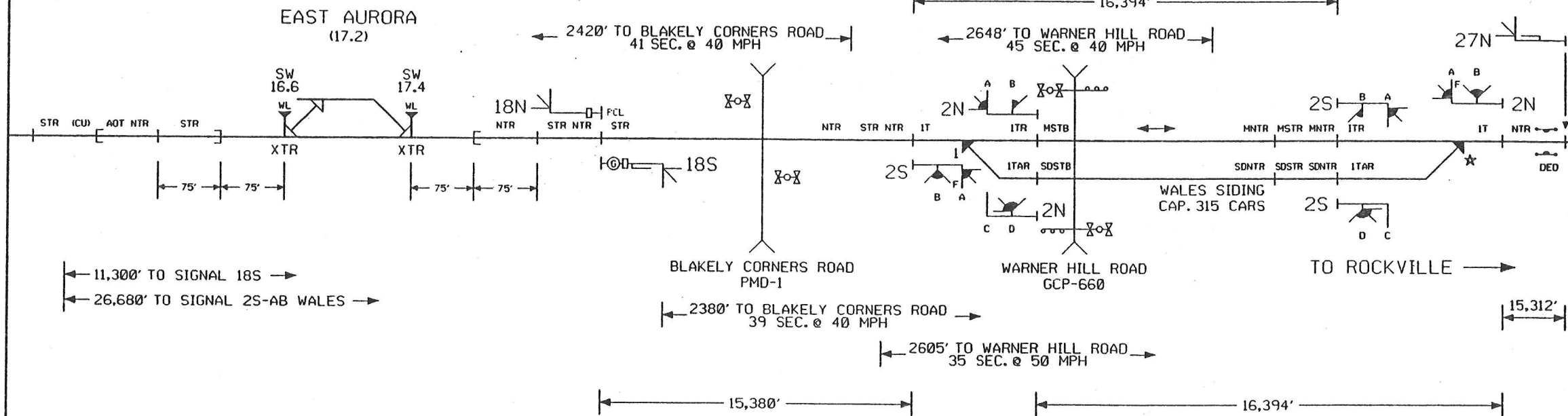
ALL SW. 5D
 LOW VOLT
 POSITION LIGHT SIGNALS

ALBANY DIVISION	CONRAIL C.&S. DEPT.	PHILADELPHIA, PA.
"CP-GJ" & "CP-GRAVITY" BUFFALO LINE EBENEZER, NY		
	DATE: 1-1-94	SHEET 37
	CP-GJ 4814-0057	CP-GRAVITY 4814-0085

PERRY TO CHAFFEE 7.9 MI. →
 PERRY TO WALES 3.0 MI.
 ← WALES TO GRAVITY 13.6 MI.

"CP-WALES" "CP-PERRY"
 C.T.C. (4000) CONTROLLED BY HARRISBURG CATD
 (M.P.22.0) (M.P.25.0)

← TO BUFFALO



NOTES: MAXIMUM AUTHORIZED SPEED
 SINGLE MAIN TRACK
 DIVISION POST TO "CP-S. MACHIAS" GM 40 M.P.H. FRT. 50 M.P.H.
 SWITCH MACHINES ARE U.S.S. - M-23.
 ★ PROPANE SWITCH HEATERS @ PERRY
 CP-WALES SIGNALS - PL
 CP-PERRY SIGNALS - CL

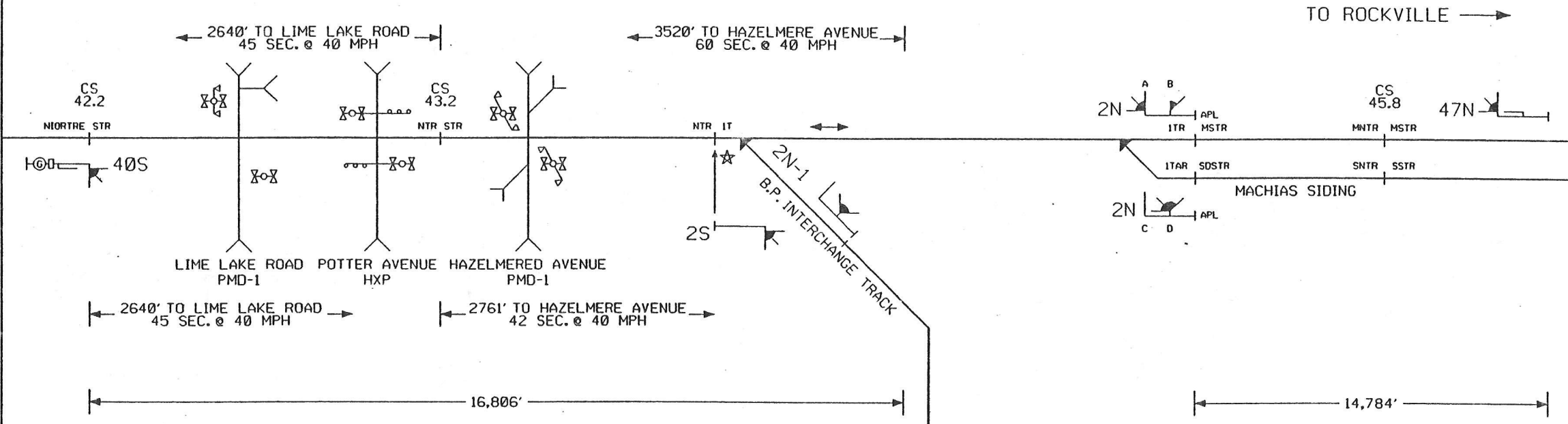
ALBANY DIVISION	CONRAIL C.&S. DEPT.	PHILADELPHIA, PA.
"CP-PERRY" & "CP-WALES" BUFFALO LINE HOLLAND, NY TO SOUTH WALES, NY		
DATE: 1-1-95		SHEET 38

2314-0220

← MACHIAS TO SOUTH MACHIAS 5.6 MI. →
 ← MACHIAS TO BUCK 10.2 MI.
 ← TO BUFFALO DELEVAN

LAKE (M.P.43.8)

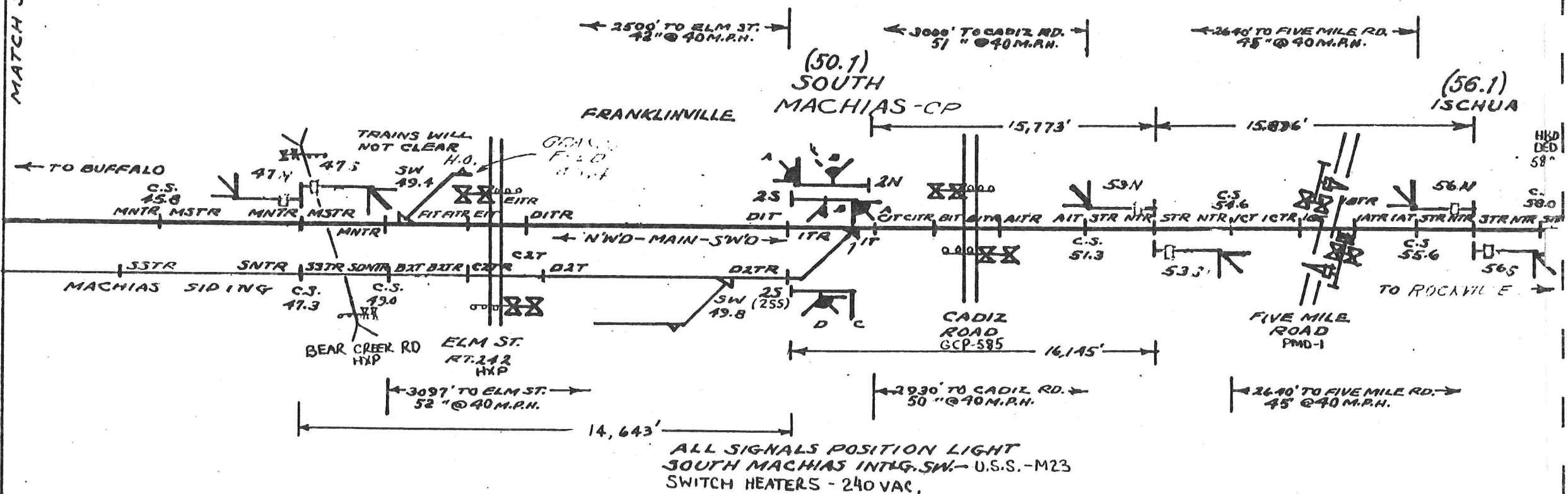
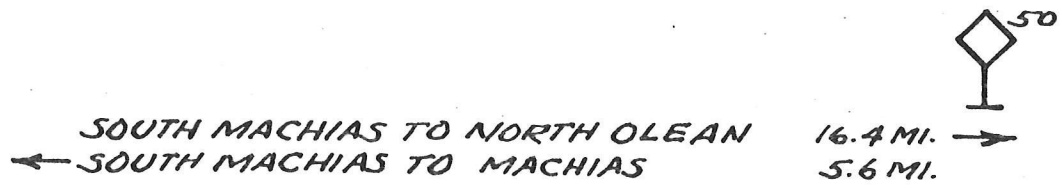
"CP-MACHIAS"
 CONTROLLED BY HARRISBURG CATD (M.P.44.5)



NOTES: MAXIMUM AUTHORIZED SPEED
 SINGLE MAIN TRACK
 DIVISION POST TO "CP-S. MACHIAS" GM 40 M.P.H. FRT. 50 M.P.H.
 SWITCH MACHINES ARE U.S.S. - M-23.
 ☆ B.P. INTERCHANGE SWITCH - U.S.S. - M23-B DUAL CONT.
 ALL P.C.T.CO. SIGNALS - PL

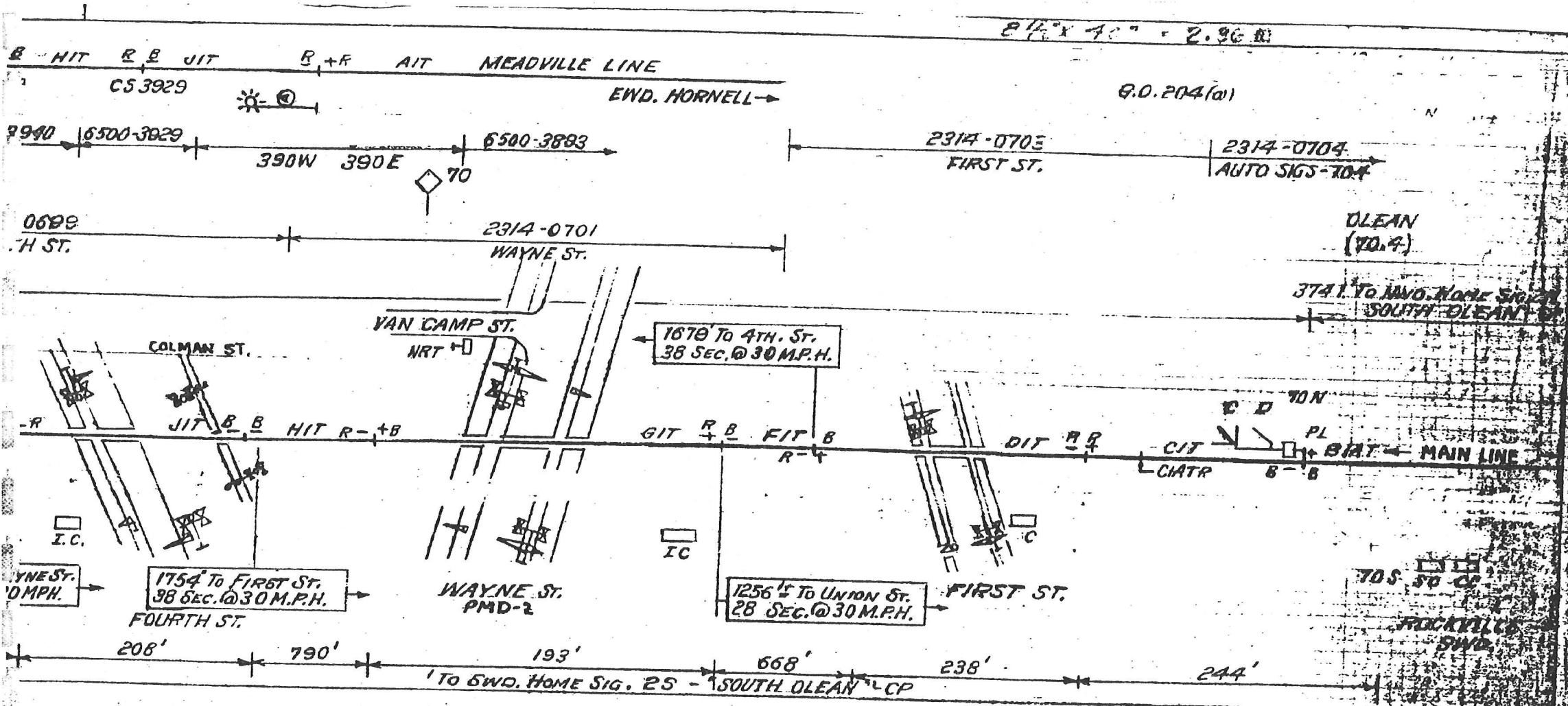
ALBANY DIVISION	CONRAIL C.&S. DEPT.	PHILADELPHIA, PA.
"CP-MACHIAS" BUFFALO LINE MACHIAS, NY		
DATE: 1-1-95		SHEET 39
2314-0445		

MATCH SHEET 29



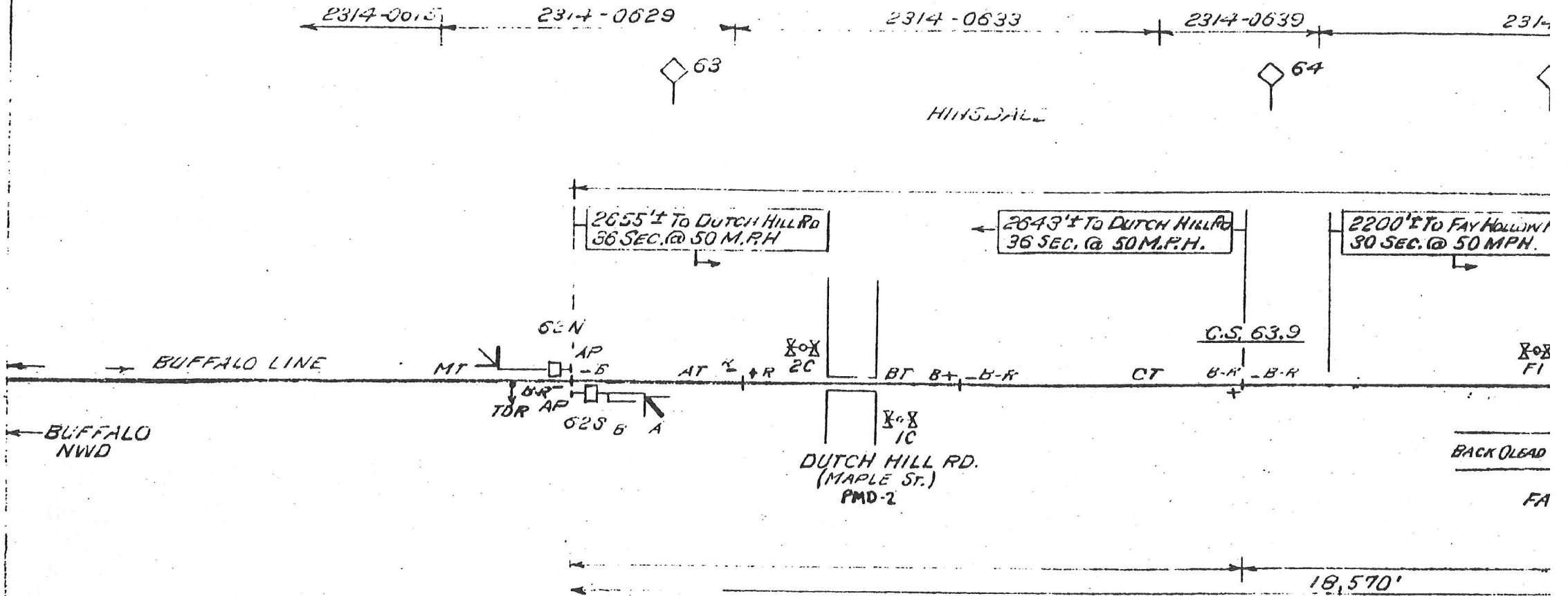
MAXIMUM AUTHORIZED SPEED
 SINGLE MAIN TRACK
 ELM ST. & SOUTH MACHIAS-CP - 60 M.P.H. FRT. 50
 SOUTH MACHIAS-CP TO LIBERTY-CP - 40 " 40.

CONSOLIDATED RAIL CORPORATION
 ALBANY DIVISION
 BUFFALO LINE
 CP - SOUTH MACHIAS INTERLOCKING
 C.T.C. CONTROLLED BY HBS CATD (4000)
 MACHIAS, N.Y.



CONSOLIDATED RAIL CORPORATION
 ALBANY DIVISION
 BUFFALO LINE
 MEADVILLE LINE — GRADE
 & CONNECTION.
 "CLEAN" CP INTERLOCKING
 OLEAN, NY.

500' = 1" TRACK PLAN No. 370



LOCATION:

CATTARAUGUS CTY., N.Y.
TOWNS OF OLEAN & HINSDALE
V.S. 7215 - L.C. 2314

MAXIMUM SPEEDS

T.T. #2 - Pg. 162 - EFF. 10-31-82 - G.O. 219
RULE 1157-C1 - G.O. 219 - 7-4-82 - Pg. 37
LIBERTY CP - (103.1) TO MACHIAS SOUTH CP - (50.1)
F.P.T. & G.P.T. - M.P.H.

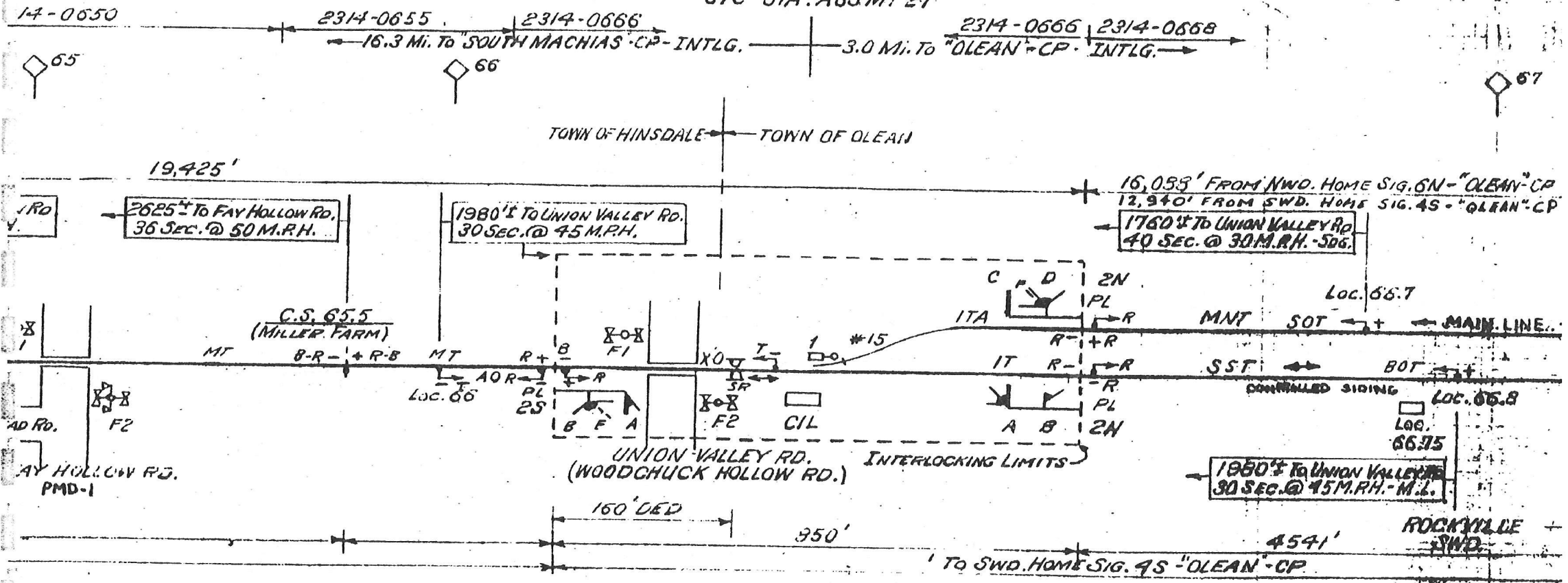
TRK. ASSIGNMENT & SIG. RULES

T.T. #2 - Pg. 144 - EFF. 10-1-82. (4000)
RULE 1151-B1 - G.O. 219 - 7-4-82
CP - LINDEN (242.5) & GRAVITY (8.4)
SINGLE TRK. - TCS - & CONTR. SGG. T.C.S.

NOTES: *1 SW. MACHIAS - ELEC. GRS - M.L.S. 55
HOME SIGNALS EQUIPPED WITH RED LENSE IN
STOP POSITION.
SWITCH HEATER TYPE - ELEC. 240 VAC

"NORTH OLEAN" CP
 (66.4)
 [R-NBGR]
 CTC-STA. ASS. MT 21

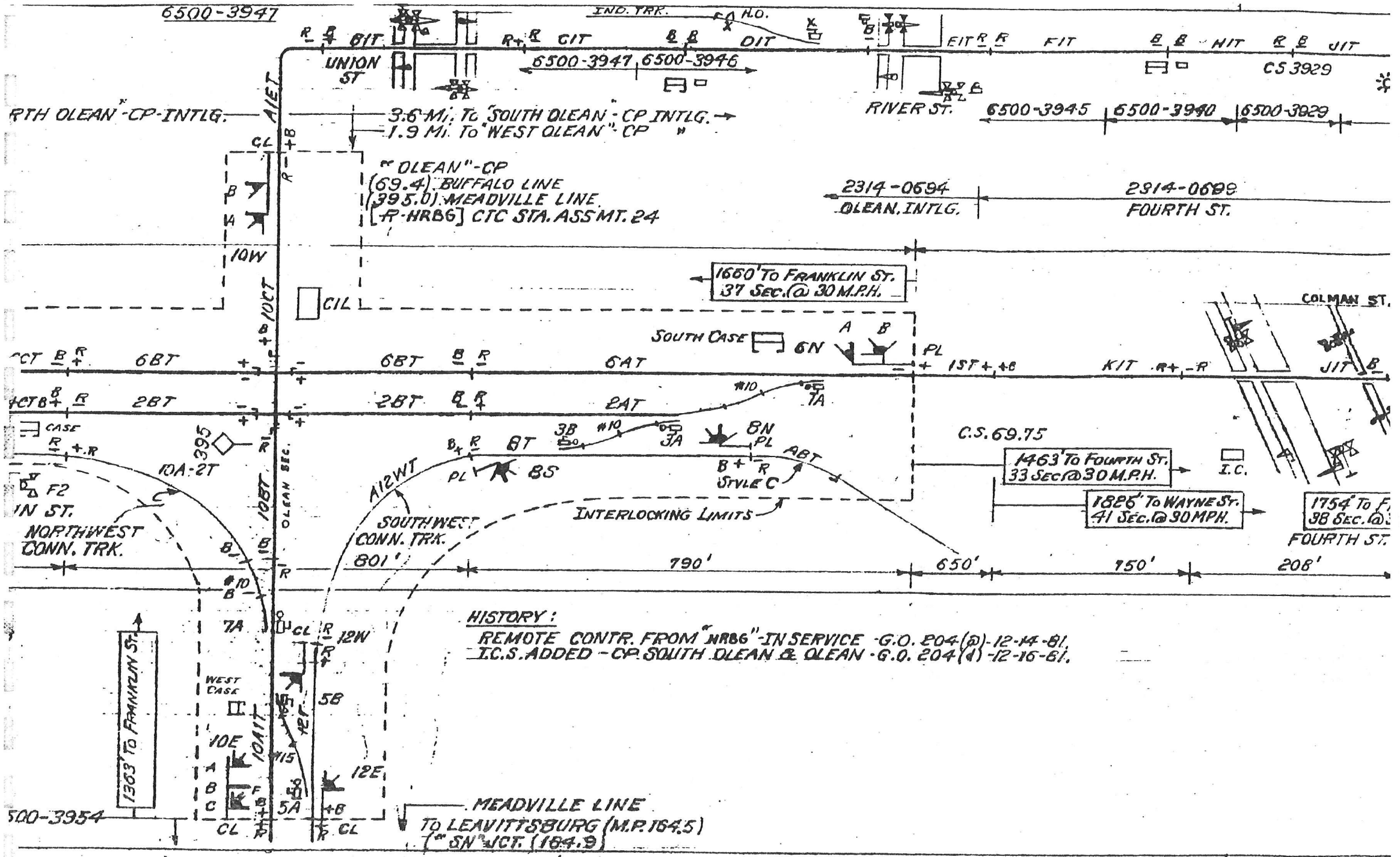
G.O. 204(d)



HISTORY:

1) REMOTE CONTR. FROM HBG CATD
 T.C.S. ADDED CP NORTH OLEAN & SOUTH OLEAN - G.O. 204(d) 12-16-81

CONSOLIDATED RAIL CORPORATION
 ALBANY DIVISION
 BUFFALO LINE
 "OLEAN" NORTH-CP - INTERLOCKING
 CONNECTION WITH THE NORTH END &
 CONTR. SDG.
 NORTH OLEAN, N.Y.
 SHEET 41 1-1-95 RBH-066



6500-3947

IND. TRK. R.H.O.

R 4 BIT R 4 CIT E B DIT EIT R R FIT E B NIT R B JIT

6500-3947 6500-3946

C5 3929

RTH OLEAN - CP - INTLG.

3.6 Mi. To "SOUTH OLEAN - CP INTLG."
1.9 Mi. To "WEST OLEAN" - CP

RIVER ST. 6500-3945 6500-3940 6500-3929

"OLEAN" - CP
(69.4) BUFFALO LINE
(395.0) MEADVILLE LINE
[F-HRB6] CTC STA. ASSMT. 24

2314-0694
OLEAN, INTLG.

2914-0699
FOURTH ST.

1660' To FRANKLIN ST.
37 Sec. @ 30 M.P.H.

6BT B R

6BT B R

6AT

SOUTH CASE

6N

KIT R+ -R

COLMAN ST.

2BT B R

2BT B R

2AT

110

7A

C.S. 69.75

1463' To FOURTH ST.
33 Sec. @ 30 M.P.H.

1825' To WAYNE ST.
41 Sec. @ 30 M.P.H.

1754' To F.
38 Sec. @

NORTHWEST CONN. TRK.

SOUTHWEST CONN. TRK.
801'

INTERLOCKING LIMITS

790'

650'

750'

208'

HISTORY:

REMOTE CONTR. FROM "NRB6" - IN SERVICE - G.O. 204 (P) - 12-14-81.
I.C.S. ADDED - CP SOUTH OLEAN & OLEAN - G.O. 204 (P) - 12-16-81.

MEADVILLE LINE

TO LEAVITTSBURG (M.P. 164.5)
("SN" JCT. 164.9)

500-3954

1303' TO FRANKLIN ST.

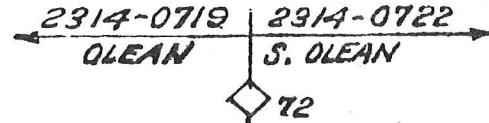
500'-1" TRACK PLAN No. 370

HISTORY:

REMOTE CONTR. FROM ALTOONA.
T.C.S. ADDED - CP SOUTH OLEAN & OLEAN. - G.O. 204(d) 1245-81

(4000) c
← 3.6 Mi. To "OLEAN" - CP - INTLG.

MATCH WITH SHEET 32



CITY OF OLEAN → TOWN OF OLEAN

14,197' TO SIG. 704

TOWN OF OLEAN → TOWN OF POR.

← BUFFALO NWD

1807'± To CLARK ST.
31 SEC. @ 40 M.P.H.

1807'± To DUGAN RD.
31 SEC. @ 40 M.P.H.

2160'± To DUGAN RD.
29 SEC. @ 50 M.P.H. - M.
49 SEC. @ 30 M.P.H. - S.

Sw. 72.7

← MAIN. TK →

CGIT

AAIT

D2T 8

PL 25

PC
AMERICAN OLEAN TILE CO.
Sw. 72.7
88
Loc. 72.2

DUGAN RD.

HASKELL

600'± To DUGAN RD.

2245'± To HASKELL RD.
30 SEC. @ 50 M.P.H. - M.
31 SEC. @ 30 M.P.H. - S

5639' FROM C.S. 715 (KING ST.)

162'

2008'

20,669' FROM SWD. HOME SIG. 4S - "OLEAN" - CP

LOCATION:

CATTARAUGUS CTY, NY
TOWNS OF PORTVILLE & OLEAN
N.S. 7215 - L.C. 2314

MAXIMUM SPEEDS

T.T. #2 - Pg. 162 - EFF. 10-31-82 - G.O. 219
RULE 1157 - C1 - G.O. 213 - 7-4-82 - Pg. 37
LIBERTY - CP - (103.1) To MAGNUS SOUTH - CP (50.1)
FR. & EM. 40MPH.

TRK. ASSIGNMENT & SIG. RULES

T.T. #2 - Pg. 144 - EFF. 10-1-82 - G.O. 218
RULE 1151 - B1 - G.O. 213 - 7-4-82
CP - LINDEN (242.5) & GRAVITY (8.4)
SIMPLE TRK. - TCS - & CONTR. SIGS. T.C.S.

NOTES:

HOME SIGMAS EQUIPPED WITH RED LENSE IN STOP POSITION.
SWITCH HEATER TYPE - ELEC. 240 VAC.
* - TRAINS WILL NOT CLEAR.

8 1/2 x 27 = 1-57 W

SOUTH OLEAN - CP
(79.0)
[R - HOG CTRD]

CTC - STA. ASSMT 24

7.1 MI. TO NORTH ELDRED - CP - INTLG. →

2314-0722 C-1812-NE
SOUTH OLEAN NORTH ELDRED

0.0204(1)



PORTVILLE
(70.2)

TOWN OF PORTVILLE

VILLAGE OF PORTVILLE

2002'± TO HASKELL RD.
27 SEC. @ 50 M.P.H.

2722'± TO PROMISE LAND RD.
46 SEC. @ 40 M.P.H.

MAPLE AVE.

TEMPLE ST.

XT R



C.S. 73.3

N-ST

C.S. 74.3

C.S. 75.8

N-ST

RD. CIL

B-R

A0 R

R

INT R

BO

B-R

B-R

R

6

B-X

INTERLOCKING LIMITS

2150'± TO PROMISE LAND RD.
29 SEC. @ 50 M.P.H.

2224'± TO TEMPLE ST.
30 SEC. @ 50 M.P.H.

3144'± TO BROOKLYN ST.
42 SEC. @ 50 M.P.H.

417'

1675'

5122'

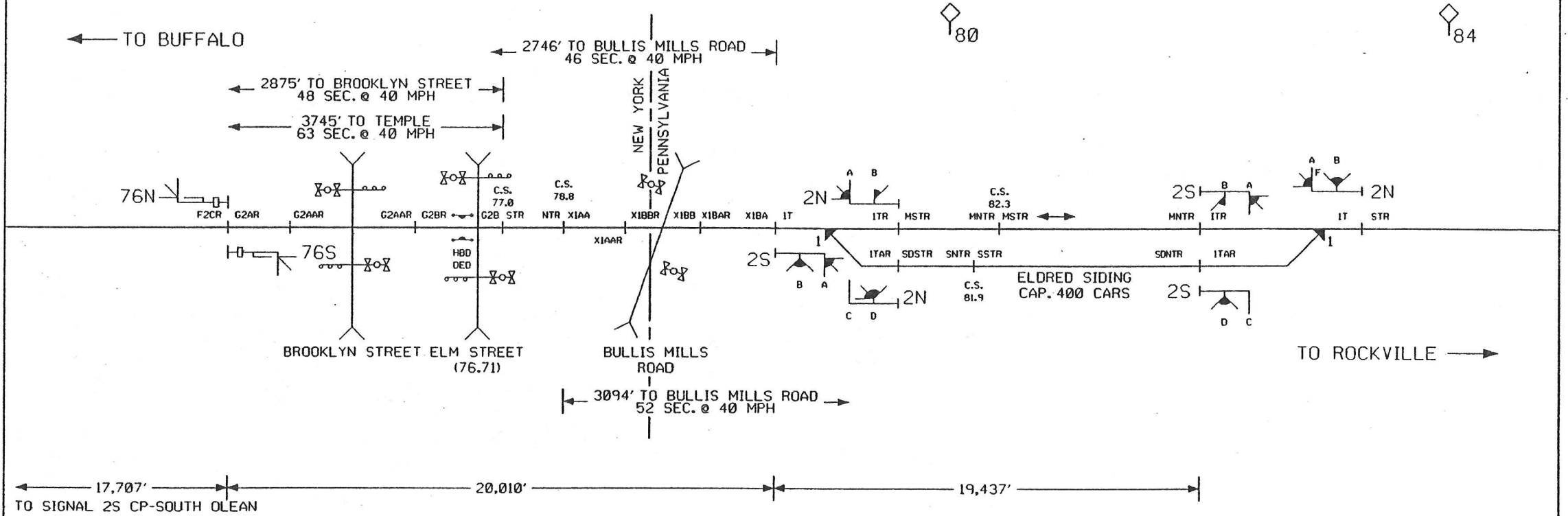
17,707'

CONSOLIDATED RAIL CORPORATION
ALBANY DIVISION
BUFFALO LINE
OLEAN - SOUTH - CP INTERLOCKING
CONNECTION WITH THE SOUTH END OF
CONTR. Sigs.
SOUTH OLEAN, N.Y.

SOUTH ELDRED TO NORTH KEAN 11.7 MI. →
 SOUTH ELDRED TO NORTH ELDRED 3.8 MI.
 ← NORTH ELDRED TO SOUTH OLEAN 7.1 MI.

"CP-NORTH ELDRED" "CP-SOUTH ELDRED"

C.T.C. (4000') CONTROLLED BY HARRISBURG CATD
 (M.P.80.1) (M.P.83.9)



NOTES: MAXIMUM AUTHORIZED SPEED
 SINGLE MAIN TRACK
 "CP-S. MACHIAS" & "CP-LIBERTY" GM 40 M.P.H. FRT. 40 M.P.H.
 SWITCH MACHINES ARE U.S.S. - M-2.
 SWITCH HEATERS ELECTRIC 240 VAC
 N.B. SIGNAL ON SIGNAL BRIDGE

ALBANY DIVISION	CONRAIL C.&S. DEPT.	PHILADELPHIA, PA.
"CP-NORTH ELDRED" & "CP-SOUTH ELDRED" BUFFALO LINE ELDRED, PA TO OLEAN, NY		
DATE: 1-1-95		SHEET 44

2314-0801

KEAN AND NORTH KEAN INTLGS. IN SERVICE 9-23-60

CON-RAIL CORP.-CKT. PLAN C 1812 PO & NP

CORRECT TO 1-1-



KEAN TO LIBERTY 6.1 MI. →
KEAN TO NORTH KEAN 1.4 MI.
← NORTH KEAN TO SOUTH ELDRED 11.7 MI.

1076' TO ARNOLD
36 SEC @ 20 MPH



CLERMONT JCT. (87.26)

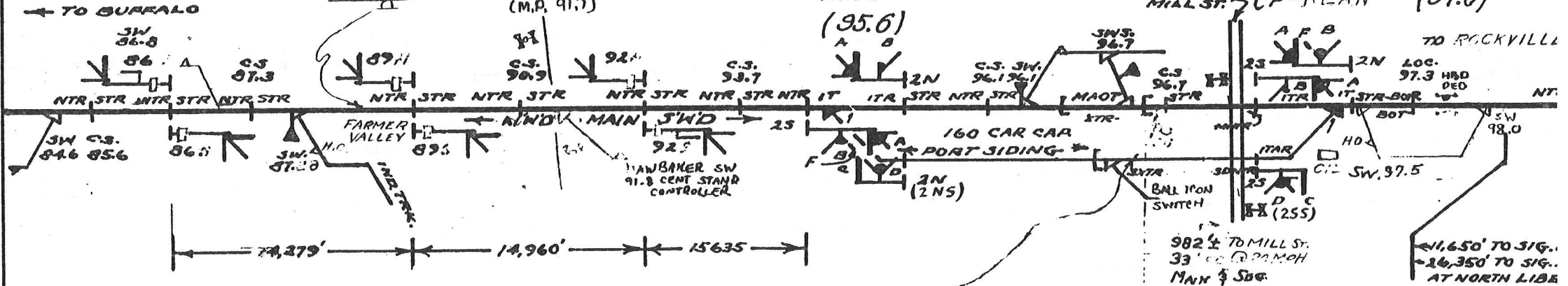
(89.5)

CP-NORTH KEAN (95.6)

← 1320' TO MILL ST.
30 @ 30 M.P.H.

MILL ST. CP-KEAN (97.0)

TO ROCKVILL



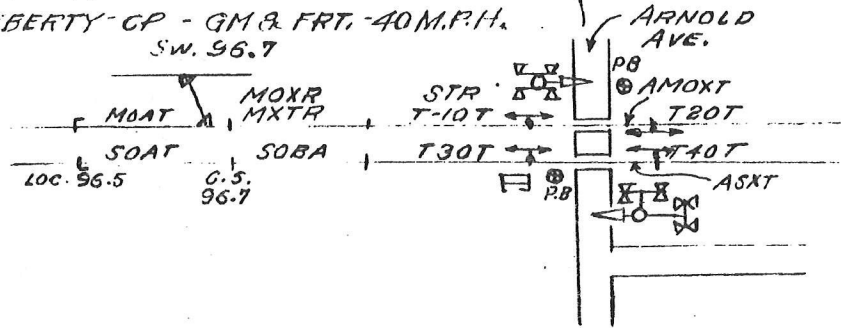
982 1/2 TO MILL ST.
33 @ 20 MPH
MAX & SUB.

11,650' TO SIG.
14,350' TO SIG.
AT NORTH LIBE

ALL SIGNALS POSITION LIGHT
KEAN AND NORTH-KEAN SWITCHES-GRS. MOD 55
HEATERS- ELECTRIC 240 VAC.

MAXIMUM AUTHORIZED SPEED
SINGLE MAIN TRACK

SOUTH MACHIAS-CP & LIBERTY-CP - GM & FRT. 40 M.P.H.
SW. 96.7



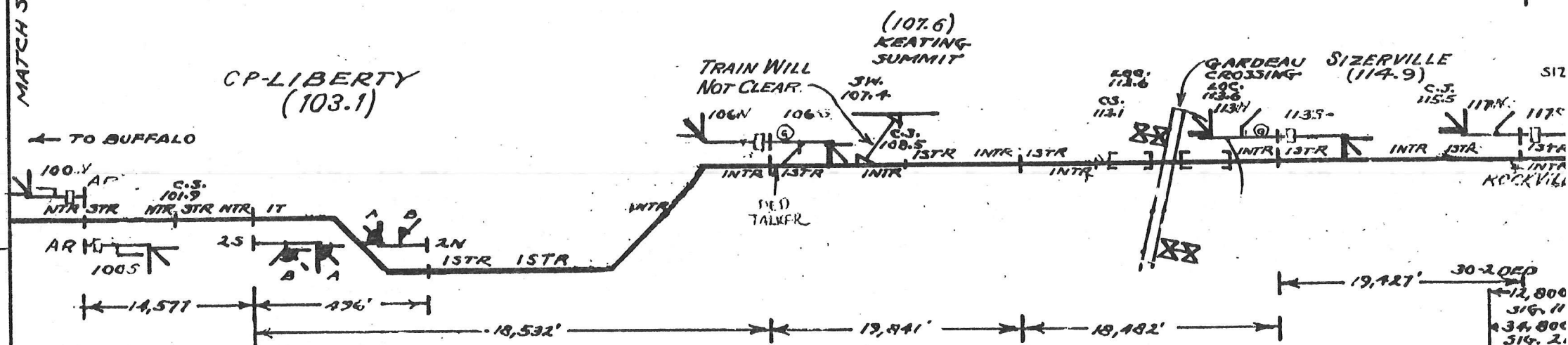
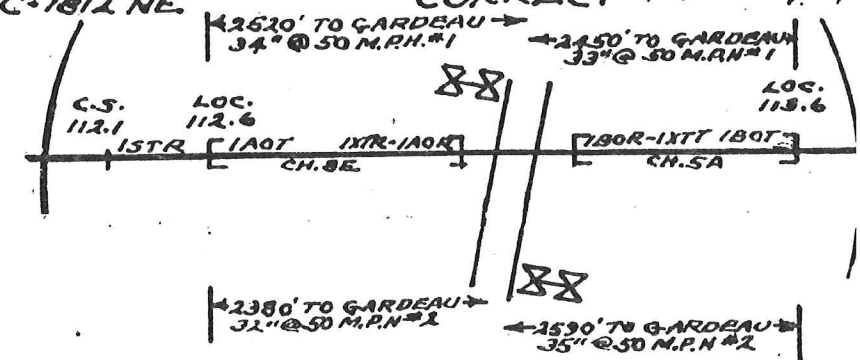

CONSOLIDATED RAIL CORPORATION
ALBANY DIVISION
CP-S KEAN AND NORTH KEAN INTERLOCKING
(4000) C.T.C. CONTROLLED BY HCB CATD
PORT ALLEGHENY, PA.
PORTAL LINE.

LIBERTY INTL. IN SERVICE 7-29-69

CON-RAIL CORP. CKT. PLAN C-1812 NE.

CORRECT TO 1.-1

MATCH SHEET 35



ALL SIGNALS POSITION LIGHT

MAXIMUM AUTHORIZED SPEED
SINGLE TRACK.
 EMPORIUM AND KEATING SUMMIT 35 M.P.H.
 KEATING SUMMIT AND CP LIBERTY 30 M.P.H.
 WITH ALL SIGNALS CP LIBERTY-CP 40 M.P.H.


CONSOLIDATED RAIL CORPORATION
 ALBANY DIVISION
 CP-LIBERTY INTERLOCKING
 (4000) C.T.C. CONTROLLED BY 146 CATD
 WRIGHTS, PA.
 BUFFALO LINE.

SOUTH EMPORIUM INTLG. IN SERVICE 4-24-69
 EMPORIUM INTLG. IN SERVICE 5-23-69

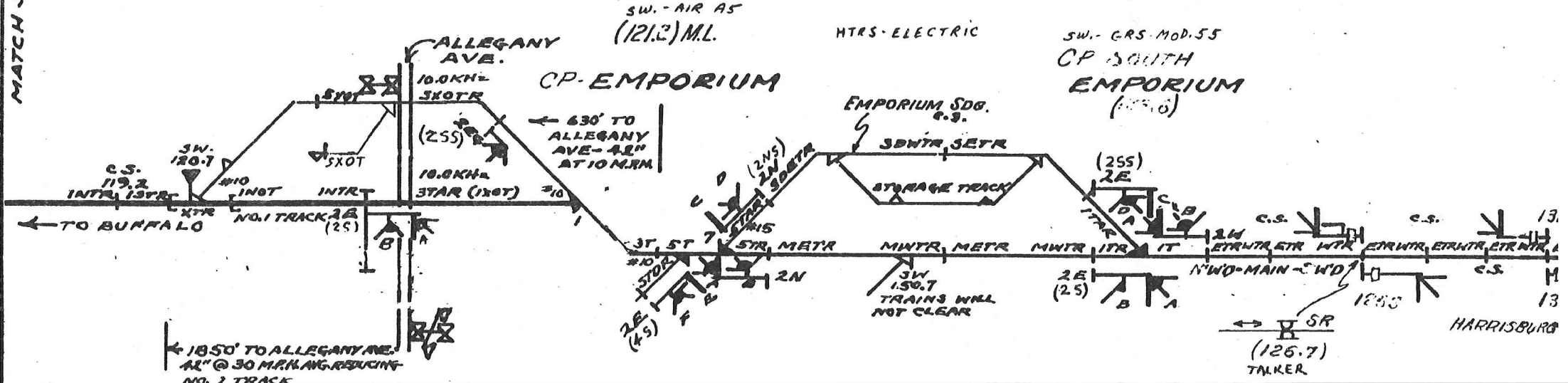
CON-RAIL CORP. CKT. PLAN 2314-1212

CORRECT TO 1-1.

MATCH SHEET 25



SOUTH EMPORIUM TO NORTH DRIFTWOOD 10.9 MI. →
 SOUTH EMPORIUM TO EMPORIUM 2.6 MI.
 ← EMPORIUM TO LIBERTY 18.1 MI.



← 1850' TO ALLEGANY AVE.
 42" @ 30 MPH ANG. REDUCING
 NO. 2 TRACK

ALL SIGNALS POSITION LIGHT
 SOUTH EMPORIUM SWITCH - GRS. MOD. 55
 EMPORIUM SWITCHES EP-AS

MAXIMUM AUTHORIZED SPEED
 SINGLE MAIN TRACK
 FARWELL-CP AND EMPORIUM-CP 6M & FRT.
 40 M.P.H.
 WITHIN LIMITS OF EMPORIUM INTLG. 25 M.P.H.
 NO. 1 & NO. 2 TRACKS
 EMPORIUM AND KEATING-SUMMIT 35 M.P.H.

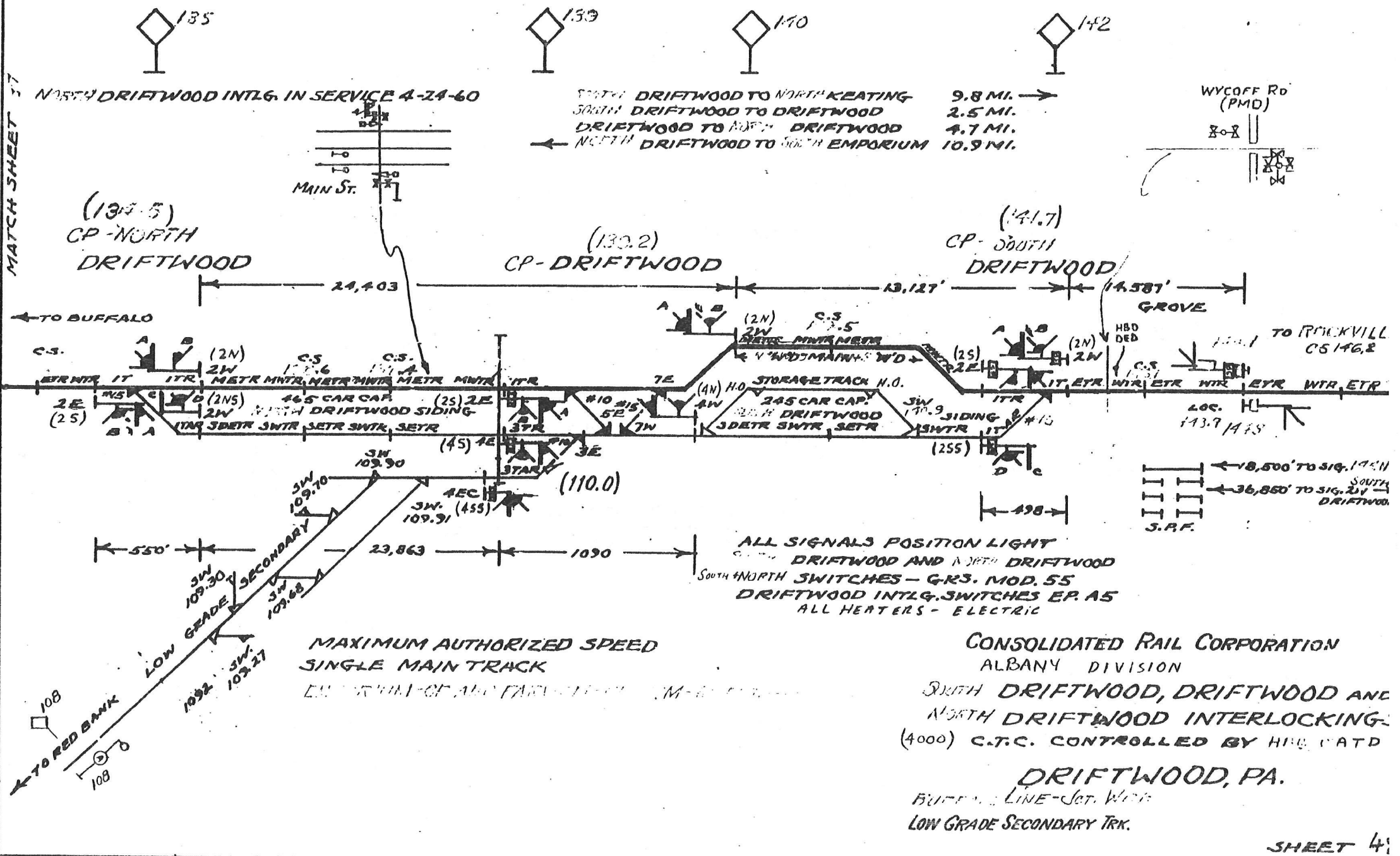
CONSOLIDATED RAIL CORPORATION
 ALBANY DIVISION
 SOUTH EMPORIUM AND EMPORIUM
 INTERLOCKINGS
 (4000) C.T.C. CONTROLLED BY HIO CATD
 EMPORIUM, PA.
 BUFFALO LINE - Sect. W/
 EMPORIUM SEC. TRK.

SOUTH DRIFTWOOD INTLG. IN SERVICE 3-4-69
 DRIFTWOOD INTLG. IN SERVICE 5-15-69

CON-RAIL CORP. - CKT. PLAN 2314-1392

CORRECT TO 1-1

MATCH SHEET 37



SOUTH DRIFTWOOD TO NORTH KEATING 9.8 MI. →
 SOUTH DRIFTWOOD TO DRIFTWOOD 2.5 MI.
 DRIFTWOOD TO NORTH DRIFTWOOD 4.7 MI.
 ← NORTH DRIFTWOOD TO SOUTH EMPORIUM 10.9 MI.

WYCOFF Rd (PMD)

← TO BUFFALO

TO ROCKVILL
 CS 146.2

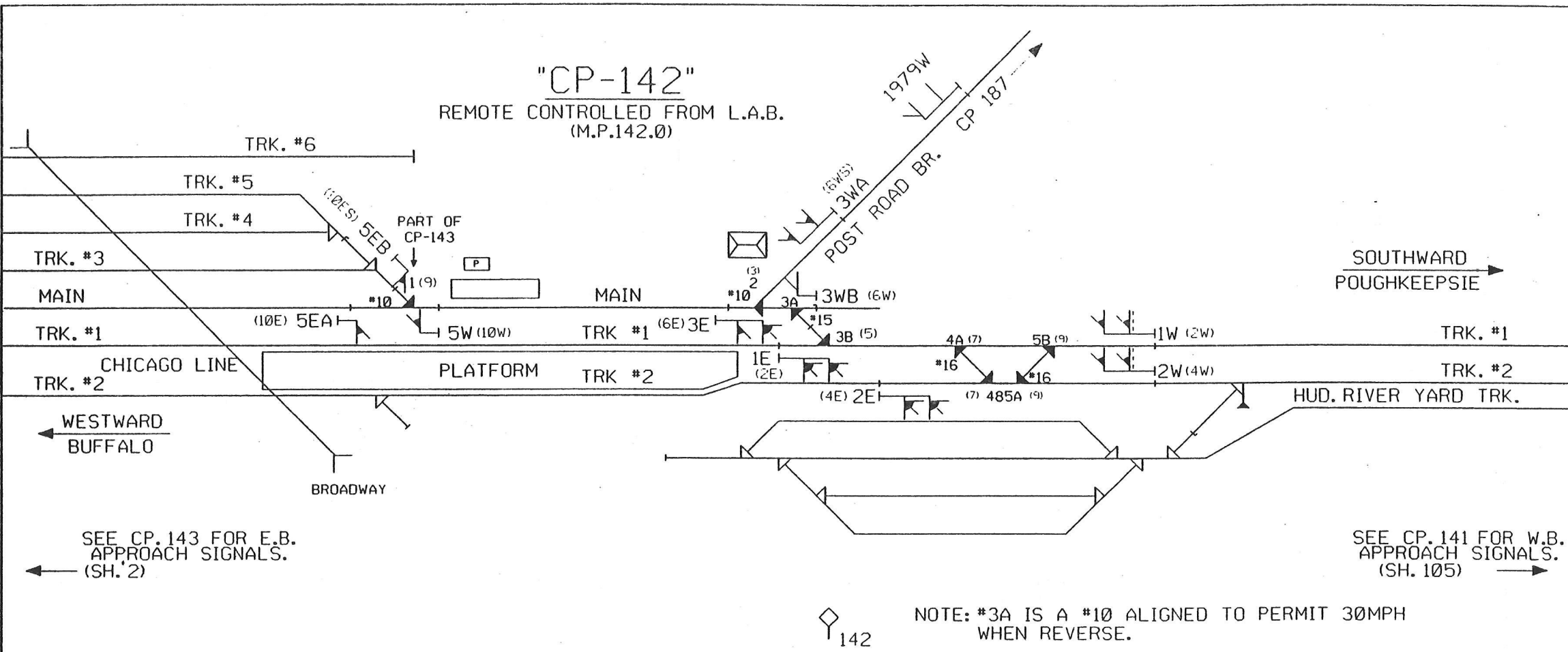
ALL SIGNALS POSITION LIGHT
 SOUTH NORTH SWITCHES - G.R.S. MOD. 55
 DRIFTWOOD INTLG. SWITCHES EP. A5
 ALL HEATERS - ELECTRIC

MAXIMUM AUTHORIZED SPEED
 SINGLE MAIN TRACK

CONSOLIDATED RAIL CORPORATION
 ALBANY DIVISION
 SOUTH DRIFTWOOD, DRIFTWOOD AND
 NORTH DRIFTWOOD INTERLOCKING
 (4000) C.T.C. CONTROLLED BY H.B. PATD

DRIFTWOOD, PA.
 BUFFALO LINE - Jct. WYCOFF
 LOW GRADE SECONDARY TRK.

"CP-142"
 REMOTE CONTROLLED FROM L.A.B.
 (M.P.142.0)



SEE CP. 143 FOR E.B. APPROACH SIGNALS. (SH. 2)

SEE CP. 141 FOR W.B. APPROACH SIGNALS. (SH. 105)

NOTE: *3A IS A *10 ALIGNED TO PERMIT 30MPH WHEN REVERSE.

NOTE:

SWITCH	MODEL (GRS)
#2 SW.	5H
#3A & B	5C + 5G
#4A & B	5F
#5A & B	5F

ELECTRIC SWITCH HEATERS

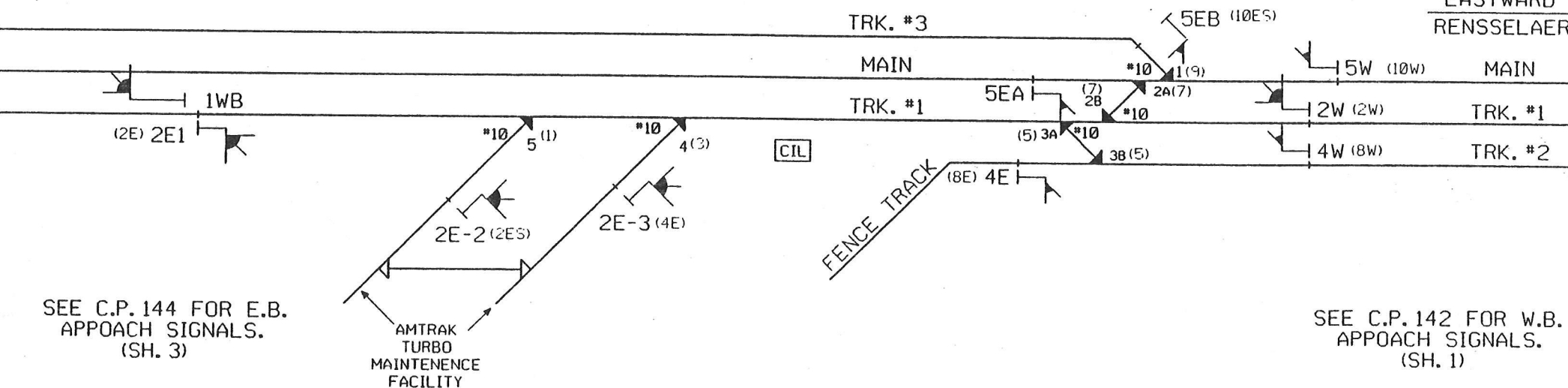
ALBANY DIVISION	CONRAIL C. & S. DEPT.	PHILADELPHIA, PA.
"CP-142" CHICAGO LINE RENSSELAER, NY		
	DATE: 1-1-94	SHEET 49

4700-1420

"CP-143"
 (M.P.142.2)
 REMOTE CONTROLLED FROM L.A.B.

← WESTWARD
BUFFALO

EASTWARD
→ RENSSELAER



SEE C.P. 144 FOR E.B.
APPROACH SIGNALS.
(SH. 3)

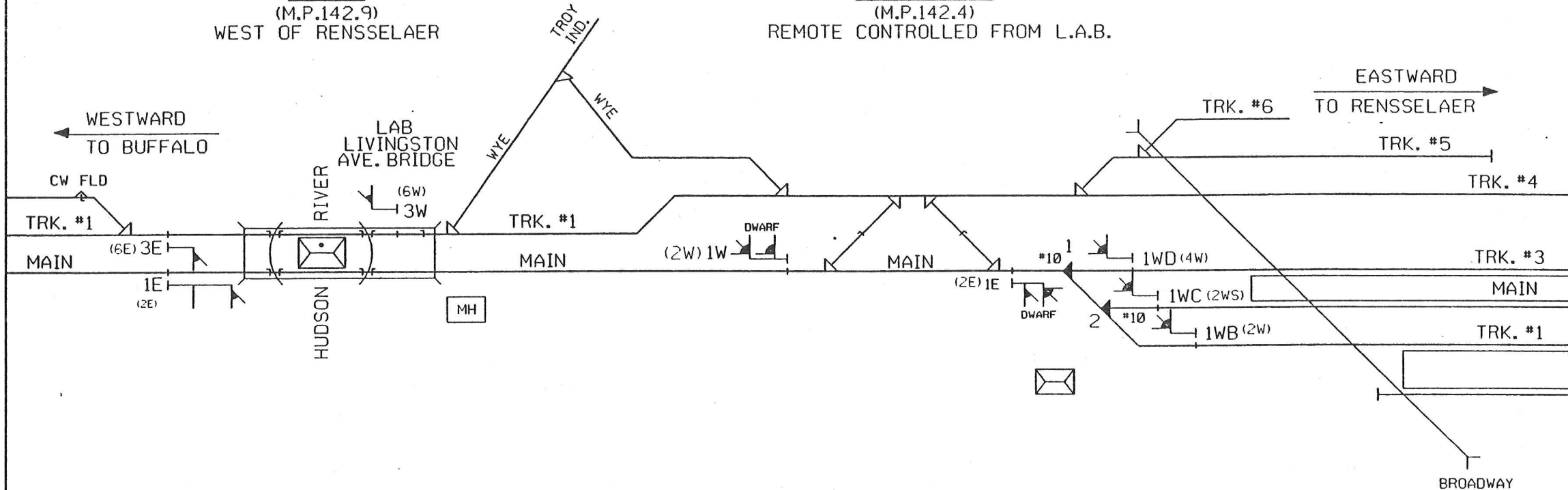
SEE C.P. 142 FOR W.B.
APPROACH SIGNALS.
(SH. 1)

*1 SWITCH - GRS MODEL 5C
 *2A & 2B, 3A & 3B, 4, 5 SWITCHES - GRS MODEL 5G
 ELECTRIC SWITCH HEATERS

ALBANY DIVISION	CONRAIL C. & S. DEPT.	PHILADELPHIA, PA.
"CP-143" CHICAGO LINE ALBANY, NY		
	DATE: 1-1-94	SHEET 50
4700-1425		

"LAB"
(M.P.142.9)
WEST OF RENSSELAER

"CP-144"
(M.P.142.4)
REMOTE CONTROLLED FROM L.A.B.



E.B. APPROACH SIGNALS
FOR CP. LAB AT CP. 145.
SEE SH. 4

W.B. APPROACH SIGNALS
FOR CP. 144 AT CP. 143.
SEE SH. 2

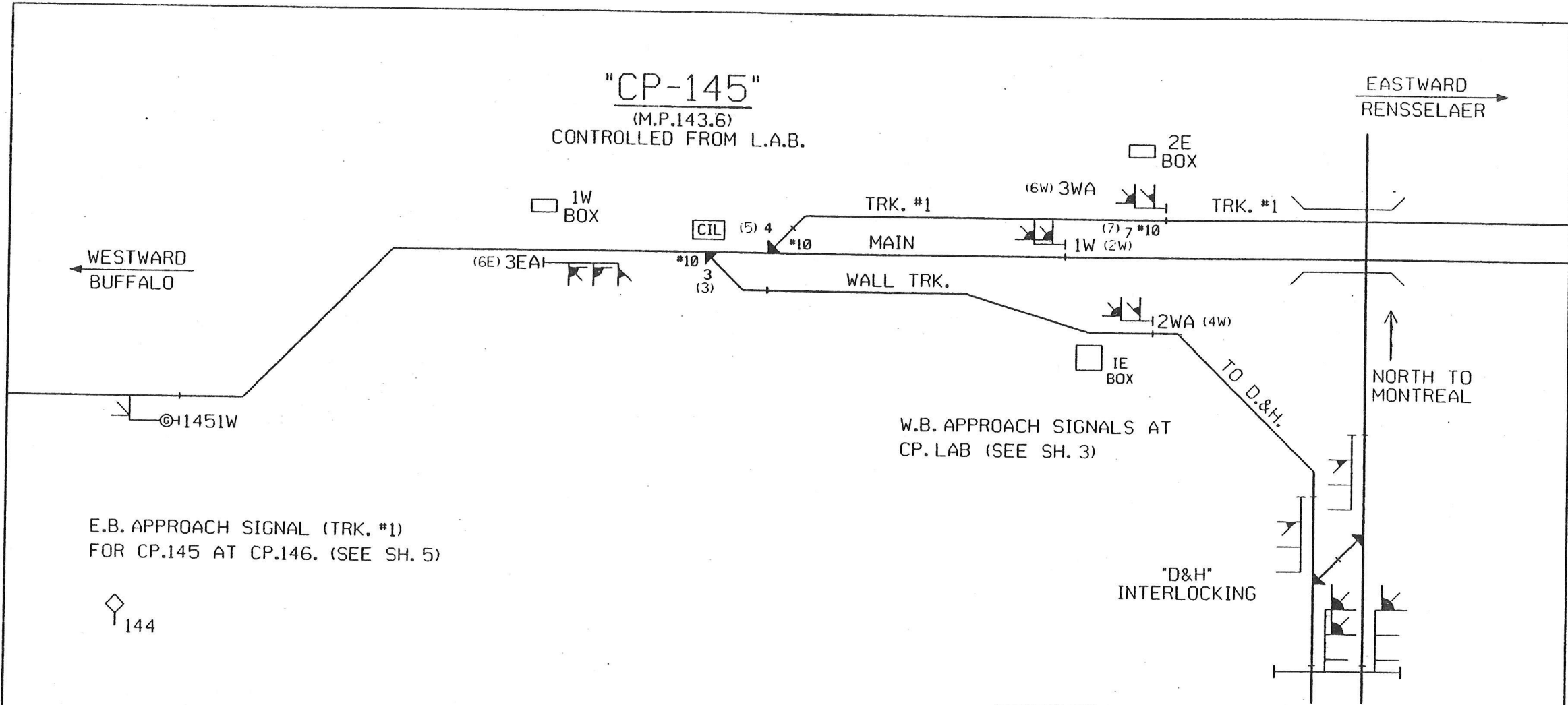
1 & 2 SWITCH - GRS MODEL 5A
ELECTRIC SWITCH HEATERS

ALBANY DIVISION	CONRAIL C. & S. DEPT.	PHILADELPHIA, PA.
<p>"CP-144 & "LAB" CHICAGO LINE W. OF RENSSELAER, NY'</p>		
DATE: 1-1-94		SHEET 51
		LAB 4700-1433 CP-144 4700-1427

"CP-145"
(M.P.143.6)
CONTROLLED FROM L.A.B.

EASTWARD
RENSELAER →

WESTWARD
BUFFALO ←



E.B. APPROACH SIGNAL (TRK. #1)
FOR CP.145 AT CP.146. (SEE SH. 5)

144

W.B. APPROACH SIGNALS AT
CP. LAB (SEE SH. 3)

"D&H"
INTERLOCKING

ALBANY DIVISION	CONRAIL C. & S. DEPT.	PHILADELPHIA, PA.
<p>"CP-145" CHICAGO LINE ALBANY, NY</p>		
DATE: 1-1-94		SHEET 52
4700-1436		

145 SIGNAL LOCATION NOT TO SCALE.
SWITCH MICHINES - GRS MODEL 55
ELECTRIC SWITCH HEATERS

"CP-146"
 (M.P.146.9)
 CONTROLLED FROM SELKIRK

WESTWARD
BUFFALO

EASTWARD
RENSELAER

AVE
CENTRAL

OLD TK. 4

INDUSTRIAL SIDING

MAIN TRK.

W. ALBANY YARD LD.

CIL

1WB (2WS)
1WA (2W)

MAIN TRK.

149W

149E

(2E) 1E

*10

1451W

147

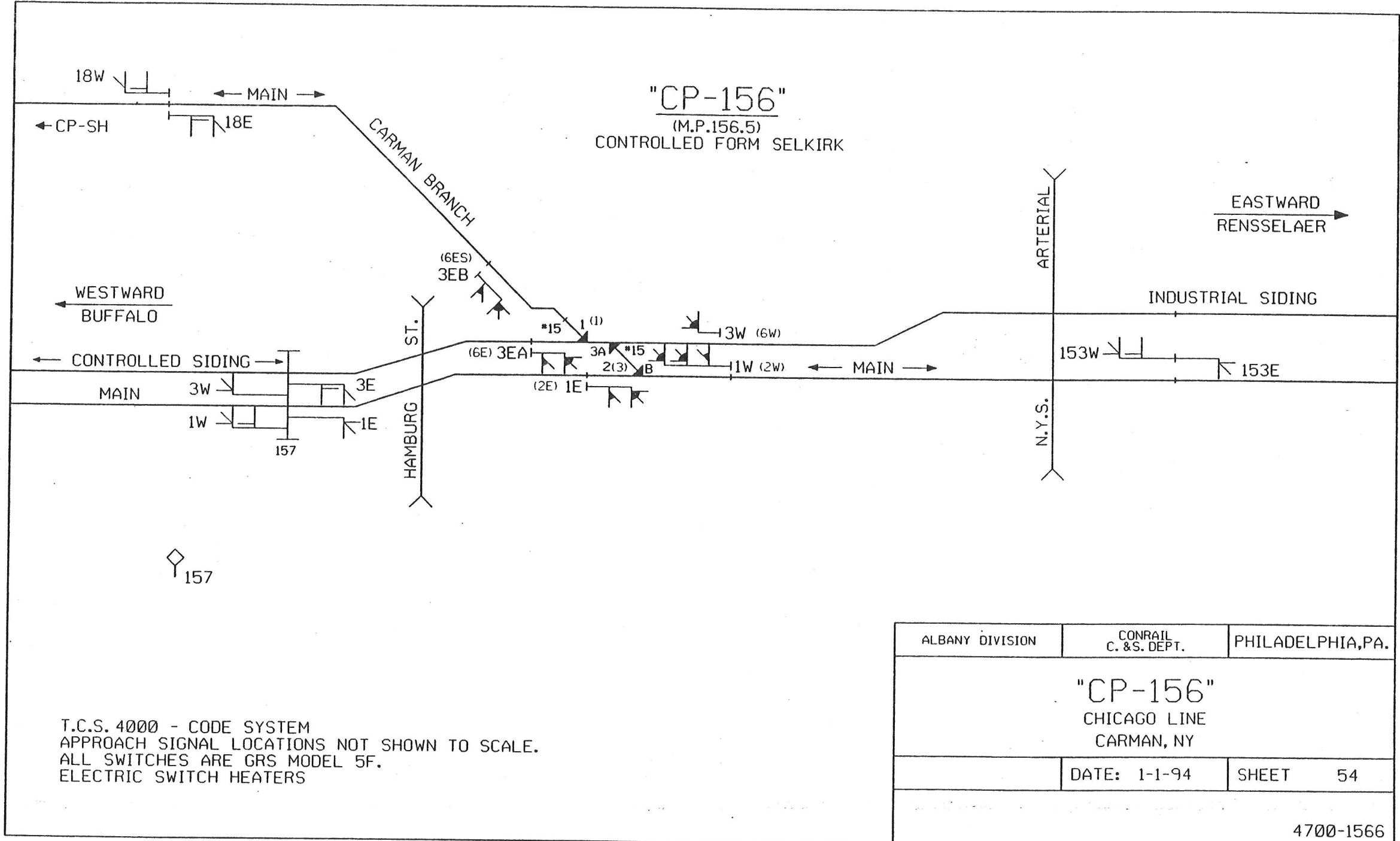
GE SERIES 6 CODE SYSTEM
 APPROACH SIGNAL LOCATIONS ARE NOT TO SCALE.
 *3 SWITCH - GRS MODEL 5G
 ELECTRIC SWITCH HEATERS

ALBANY DIVISION	CONRAIL C. & S. DEPT.	PHILADELPHIA, PA.
-----------------	--------------------------	-------------------

"CP-146"
 CHICAGO LINE
 WEST ALBANY, NY

DATE: 1-1-94	SHEET 53
--------------	----------

4700-1471



"CP-156"
(M.P.156.5)
CONTROLLED FORM SELKIRK

WESTWARD
BUFFALO

EASTWARD
RENSSELAER

CONTROLLED SIDING

INDUSTRIAL SIDING

MAIN

MAIN

T.C.S. 4000 - CODE SYSTEM
APPROACH SIGNAL LOCATIONS NOT SHOWN TO SCALE.
ALL SWITCHES ARE GRS MODEL 5F.
ELECTRIC SWITCH HEATERS

ALBANY DIVISION	CONRAIL C. & S. DEPT.	PHILADELPHIA, PA.
"CP-156" CHICAGO LINE CARMAN, NY		
	DATE: 1-1-94	SHEET 54
4700-1566		

"CP-159"
(M.P.159.6)
CONTROLLED FROM SELKIRK

WESTWARD
← BUFFALO

EASTWARD
→ RENNSLAER

CIL

CONT. SIDING

CONT. SIDING


MAIN

MAIN

P

(6E) 3E

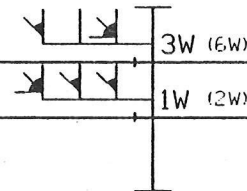
(2E) 2E



(1) 1A

#15

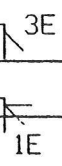
1B



3W

1W

157

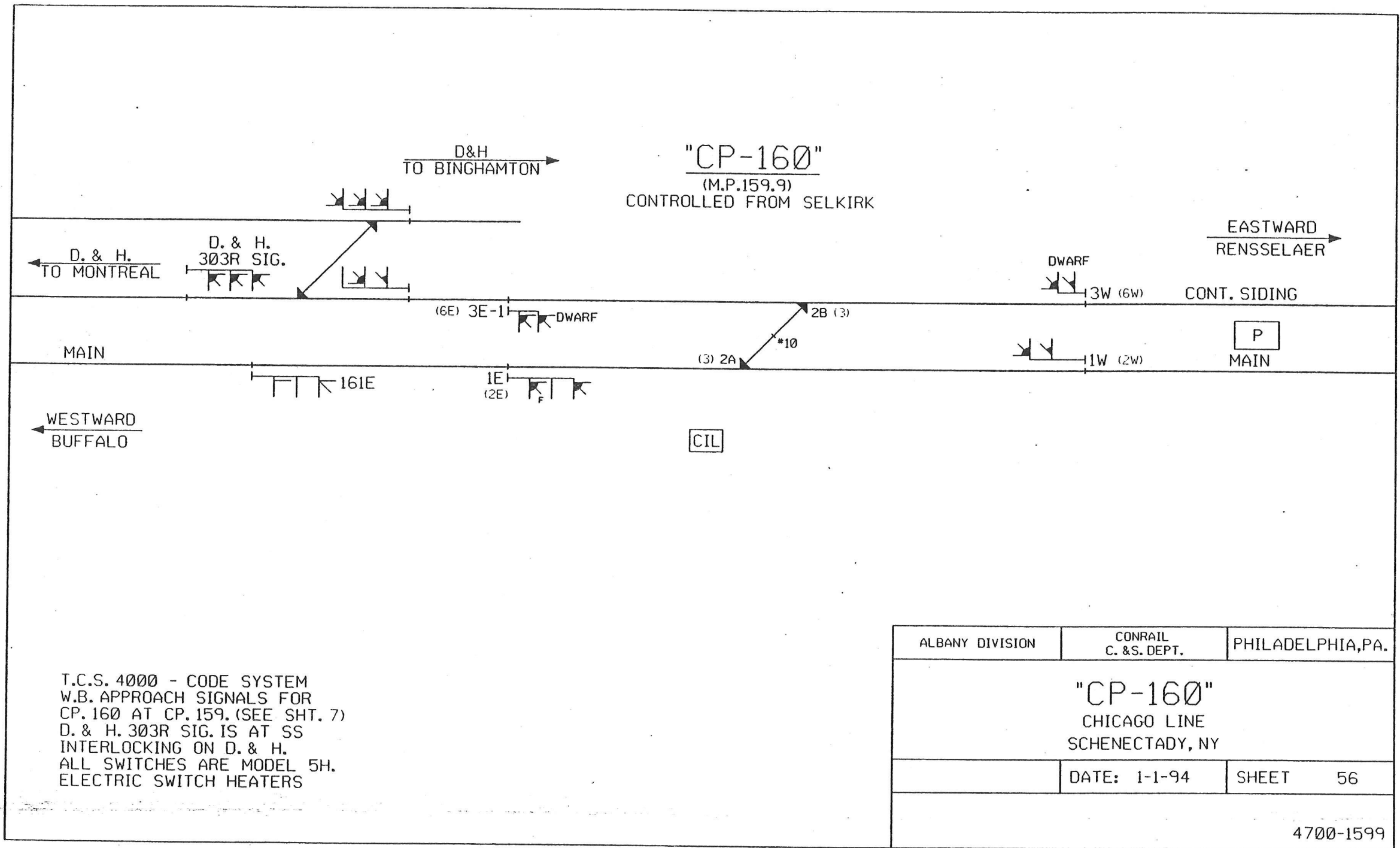


3E

1E

T.C.S. 4000 - CODE SYSTEM
E.B. APPROACH SIGNALS FOR
CP. 159 AT CP. 160. (SEE SHT. 8)
157 SIGNAL LOCATION IS NOT TO SCALE.
SWITCHE MACHINES - GRS MODEL 5H
ELECTRIC SWITCH HEATERS

ALBANY DIVISION	CONRAIL C. & S. DEPT.	PHILADELPHIA, PA.
"CP-159" CHICAGO LINE SCHENECTADY, NY		
	DATE: 1-1-94	SHEET 55
4700-1597		



"CP-160"
(M.P.159.9)
CONTROLLED FROM SELKIRK

MAIN

CONT. SIDING

P
MAIN

CIL

T.C.S. 4000 - CODE SYSTEM
W.B. APPROACH SIGNALS FOR
CP. 160 AT CP. 159. (SEE SHT. 7)
D. & H. 303R SIG. IS AT SS
INTERLOCKING ON D. & H.
ALL SWITCHES ARE MODEL 5H.
ELECTRIC SWITCH HEATERS

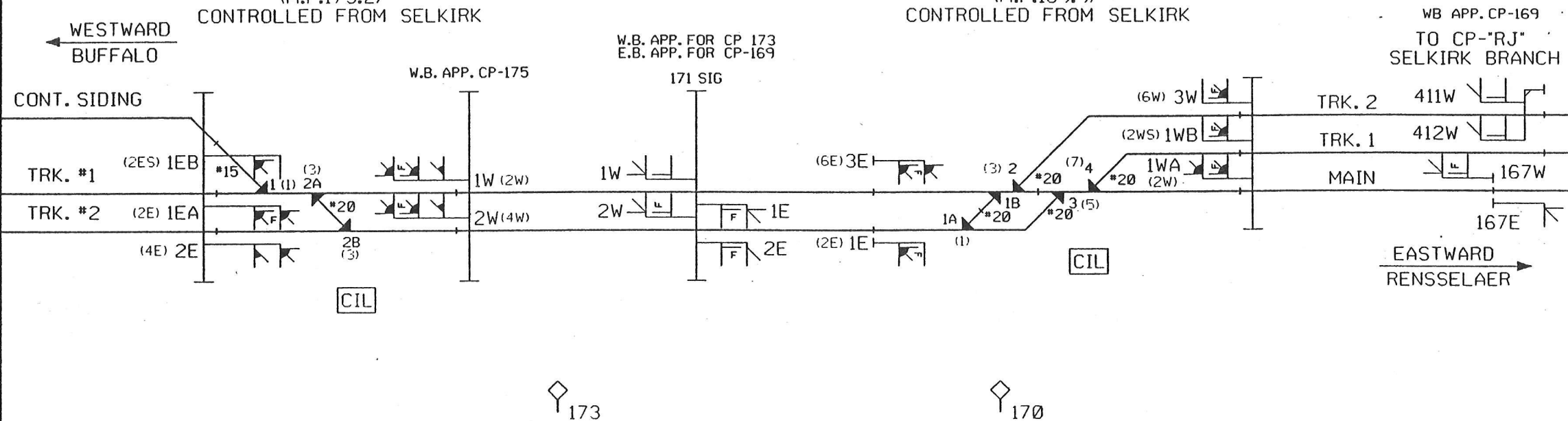
ALBANY DIVISION	CONRAIL C. & S. DEPT.	PHILADELPHIA, PA.
"CP-160" CHICAGO LINE SCHENECTADY, NY		
	DATE: 1-1-94	SHEET 56
4700-1599		

"CP-173"

(M.P.173.2)
CONTROLLED FROM SELKIRK

"CP-169"

(M.P.169.9)
CONTROLLED FROM SELKIRK



TRAIN TRACK - CODE SYSTEM
LOCATION OF APPROACH SIGNALS ARE NOT TO SCALE.
E.B. APPROACH SIGNALS FOR CP. 173
ARE AT CP. 175. (SEE SHT. 11)
ALL SWITCHES ARE GRS MODEL 5H @ CP-173
ALL SWITCHES ARE GRS MODEL 5F @ CP-169
ELECTRIC SWITCH HEATERS

ALBANY DIVISION	CONRAIL C. & S. DEPT.	PHILADELPHIA, PA.
<h2>"CP-169" & "CP-173"</h2> <p>CHICAGO LINE HOFFMANS, NY</p>		
	DATE: 1-1-94	SHEET 57
	CP-169 4700-1701	CP-173 4700-1732

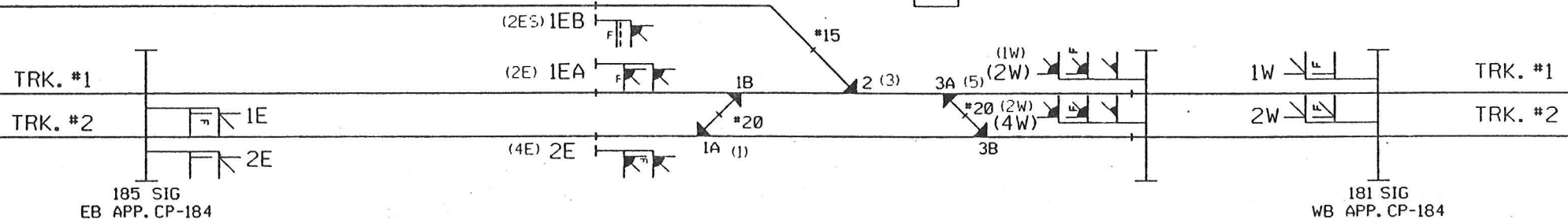
"CP-184"
(M.P.184.5)
CONTROLLED FROM SELKIRK

← WESTWARD
BUFFALO

→ EASTWARD
RENSSELAER

CONTROLLED SIDING

CIL



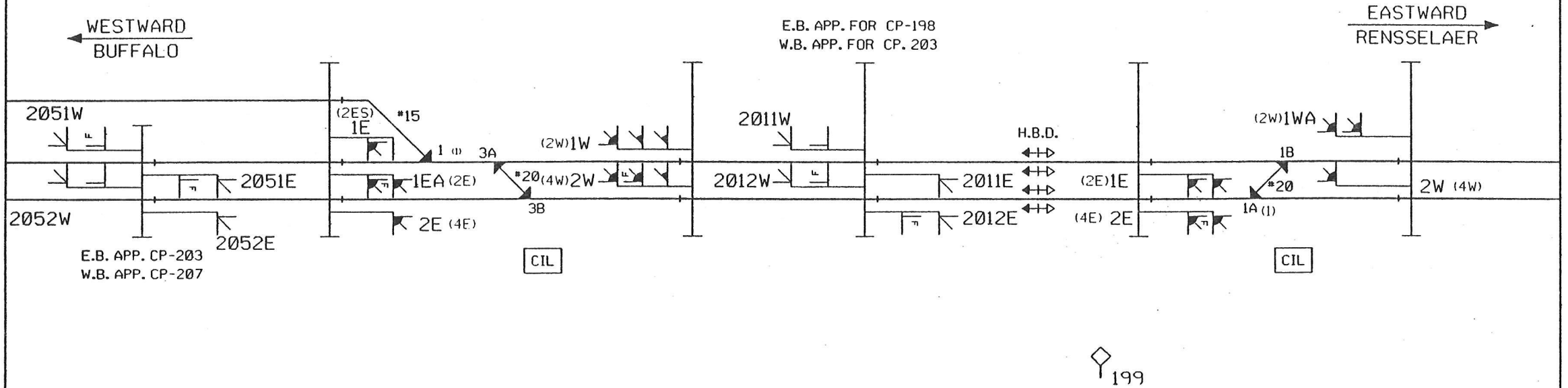
◇ 185

TRAIN TRACK - CODE SYSTEM
ALL SWITCHES ARE MODEL 5F.
APPROACH SIGNAL LOCATIONS ARE NOT TO SCALE.
APPROACH SIGNAL ON CONTROLLED
SIDING (E.B.) IS AT CP.188.
(SEE SHT. 13)
ELECTRIC SWITCH HEATERS

ALBANY DIVISION	CONRAIL C. & S. DEPT.	PHILADELPHIA, PA.
"CP-184" CHICAGO LINE EAST OF FONDA, NY		
	DATE: 1-1-94	SHEET 59
4700-1847		

"CP-203"
(M.P.203.7)
CONTROLLED FROM SELKIRK

"CP-198"
(M.P.198.8)
CONTROLLED FROM SELKIRK



E.B. APP. CP-203
W.B. APP. CP-207

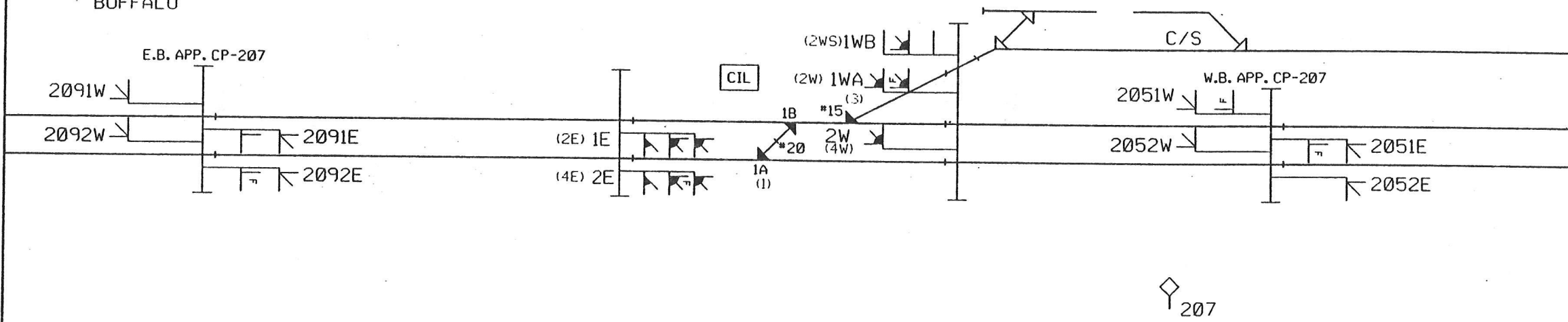
TRAIN TRACK - CODE SYSTEM
SWITCH MACHINES - GRS MODEL 5G - (HIGH VOLT)
ELECTRIC SWITCH HEATERS

ALBANY DIVISION	CONRAIL C. & S. DEPT.	PHILADELPHIA, PA.
"CP-198" & "CP-203" EAST OF FORT PLAIN EAST OF ST. JOHNSVILLE, NY CHICAGO LINE		
	DATE: 1-1-94	SHEET 61
		CP-198 4700-1988 CP-203 4700-2038

"CP-207"
 (M.P.207.3)
 CONTROLLED FROM SELKIRK

EASTWARD
 RENSSELAER →

← WESTWARD
 BUFFALO

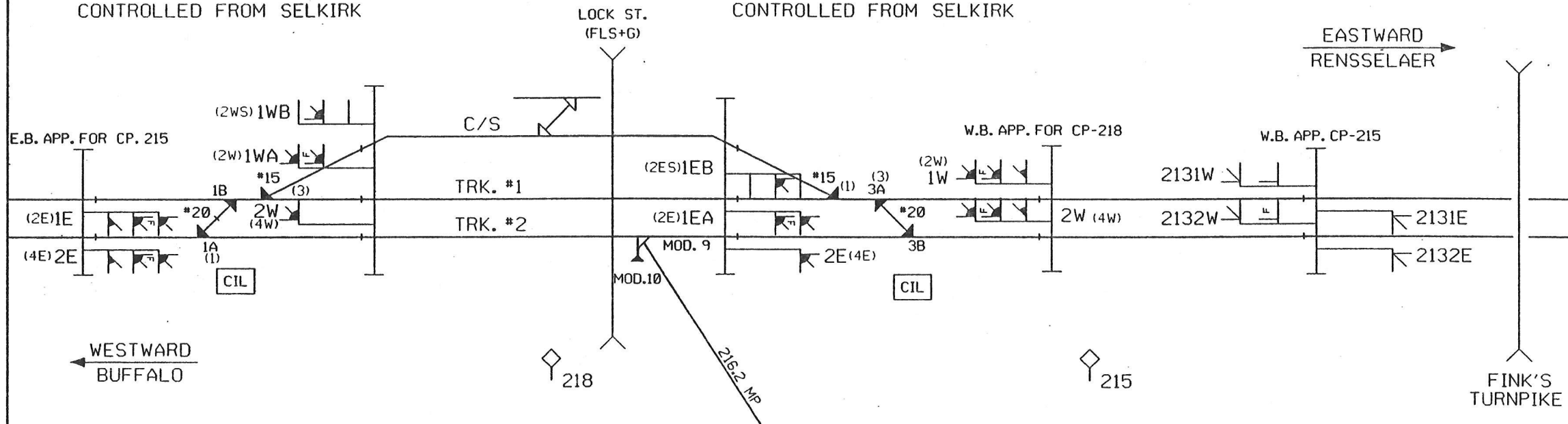


TRAIN TRACK - CODE SYSTEM
 SWITCH MACHINES - GRS MODEL 5G
 ELECTRIC SWITCH HEATERS

ALBANY DIVISION	CONRAIL C. & S. DEPT.	PHILADELPHIA, PA.
"CP-207" CHICAGO LINE ST. JOHNSVILLE, NY		
	DATE: 1-1-94	SHEET 62
4700-2074		

"CP-218"
(M.P.218.3)
CONTROLLED FROM SELKIRK

"CP-215"
(M.P.215.1)
CONTROLLED FROM SELKIRK

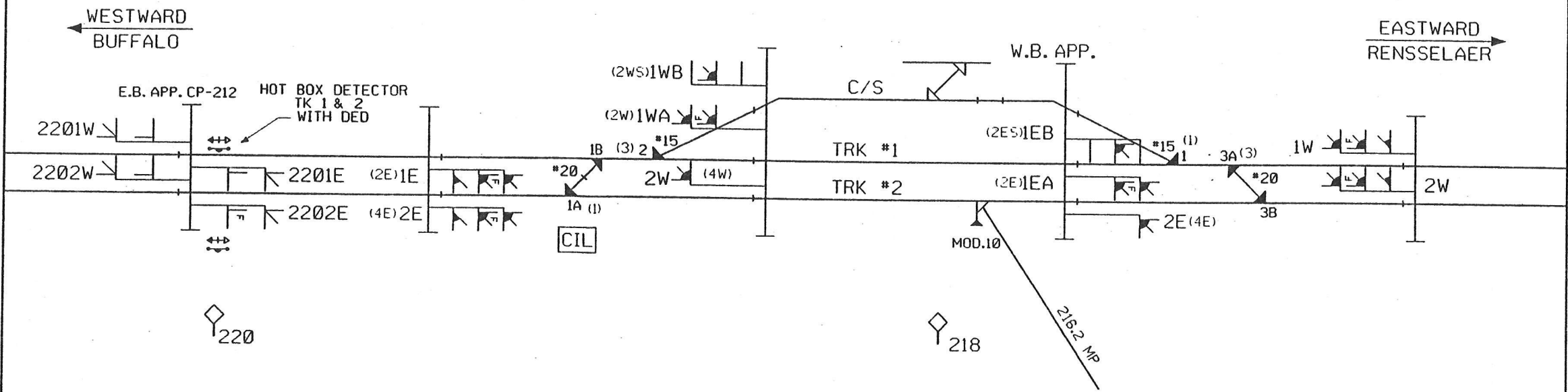


TRAIN TRACK - CODE SYSTEM
SWITCH MACHINES - GRS MODEL 5G - (HIGH VOLT)
ELECTRIC SWITCH HEATERS

ALBANY DIVISION	CONRAIL C. & S. DEPT.	PHILADELPHIA, PA.
<p>"CP-215" CHICAGO LINE EAST OF LITTLE FALLS, NY</p>		
	DATE: 1-1-94	SHEET 63
4700-2152		

"CP-218"
(M.P.218.3)
CONTROLLED FROM SELKIRK

"CP-215"
(M.P.215.1)
CONTROLLED FROM SELKIRK



SWITCH MACHINES - GRS MODEL 5G - (HIGH VOLT)
EXCEPT FOR HAND SWITCH ON TRK. 2 MP 216.2
ELECTRIC SWITCH HEATERS

ALBANY DIVISION	CONRAIL C. & S. DEPT.	PHILADELPHIA, PA.
"CP-218" CHICAGO LINE WEST OF LITTLE FALLS, NY		
DATE: 1-1-94		SHEET 64
4700-2184		

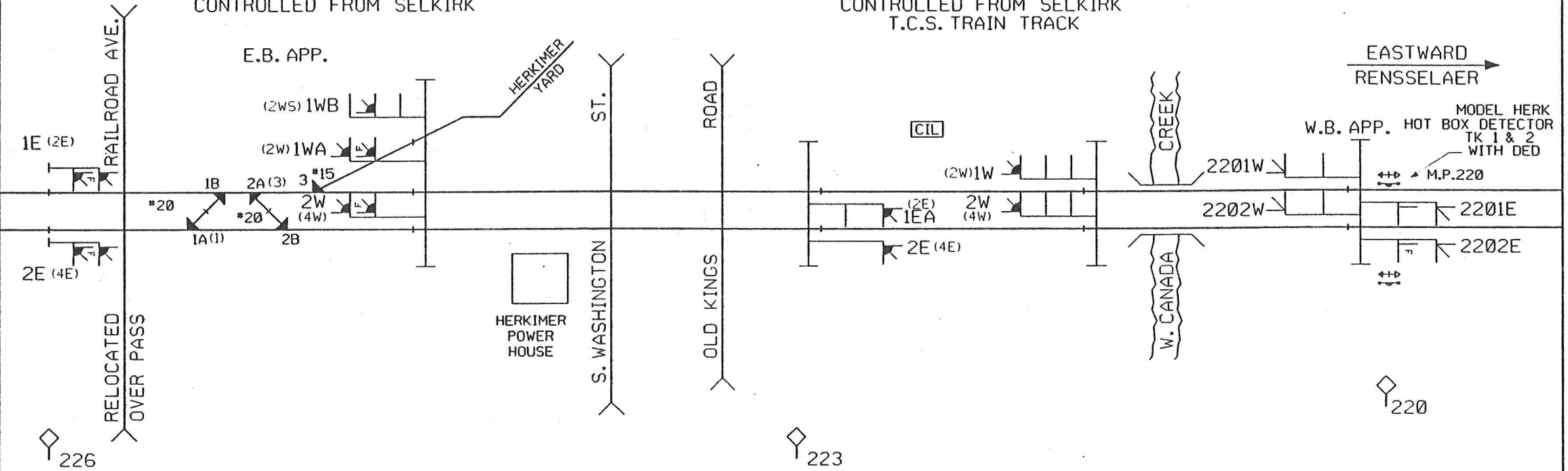
NORTH ILION

WESTWARD
BUFFALO

"CP-225"
(M.P.225.9)
CONTROLLED FROM SELKIRK

"CP-223"
(M.P.223.0)
CONTROLLED FROM SELKIRK
T.C.S. TRAIN TRACK

EASTWARD
RENSSELAER



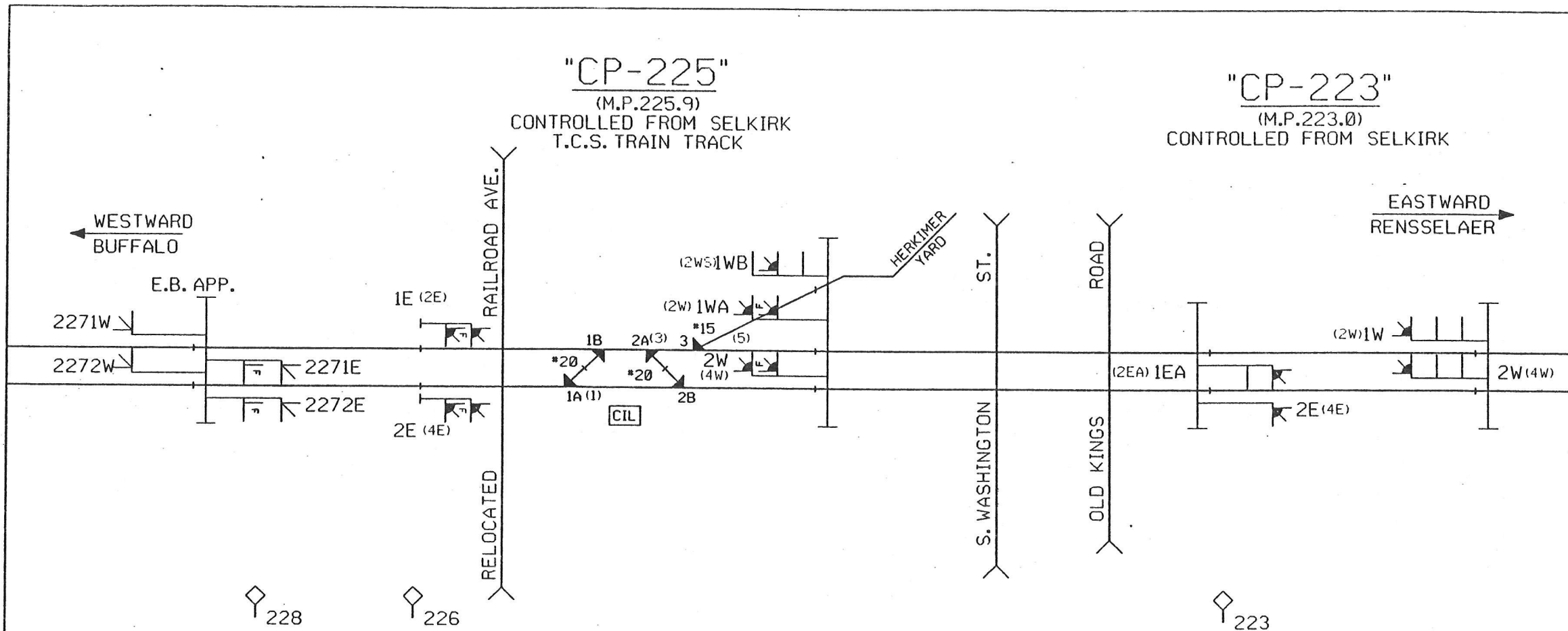
ALBANY DIVISION	CONRAIL C. & S. DEPT.	PHILADELPHIA, PA.
<p>"CP-223" CHICAGO LINE HERKIMER, NY</p>		
DATE: 1-1-94		SHEET 65
4700-2231		

"CP-225"

(M.P.225.9)
 CONTROLLED FROM SELKIRK
 T.C.S. TRAIN TRACK

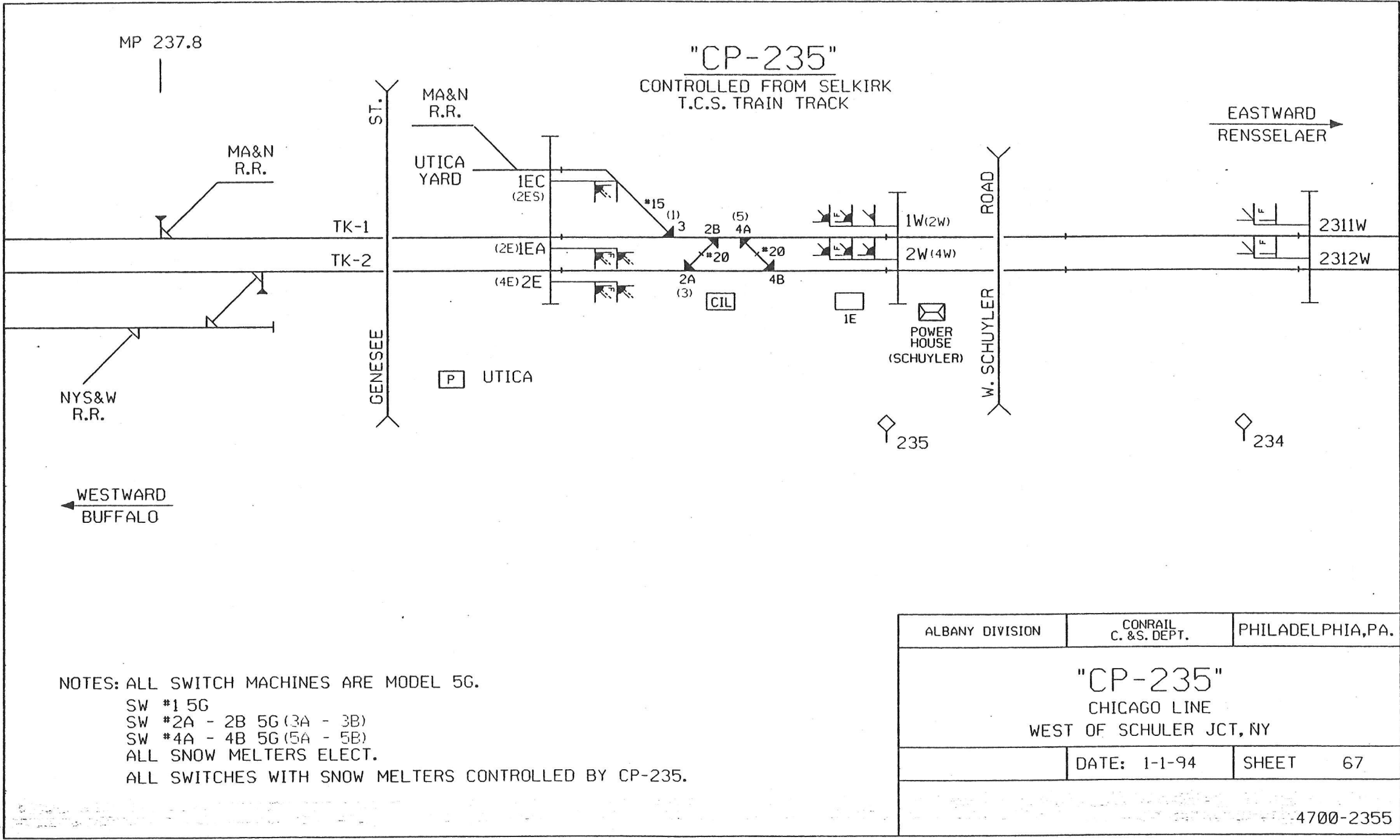
"CP-223"

(M.P.223.0)
 CONTROLLED FROM SELKIRK



SWITCH MACHINES - GRS MODEL 5G
 ELECTRIC SWITCH HEATERS

ALBANY DIVISION	CONRAIL C. & S. DEPT.	PHILADELPHIA, PA.
"CP-225" CHICAGO LINE NORTH ILION, NY		
	DATE: 1-1-93	SHEET 66
4700-2260		



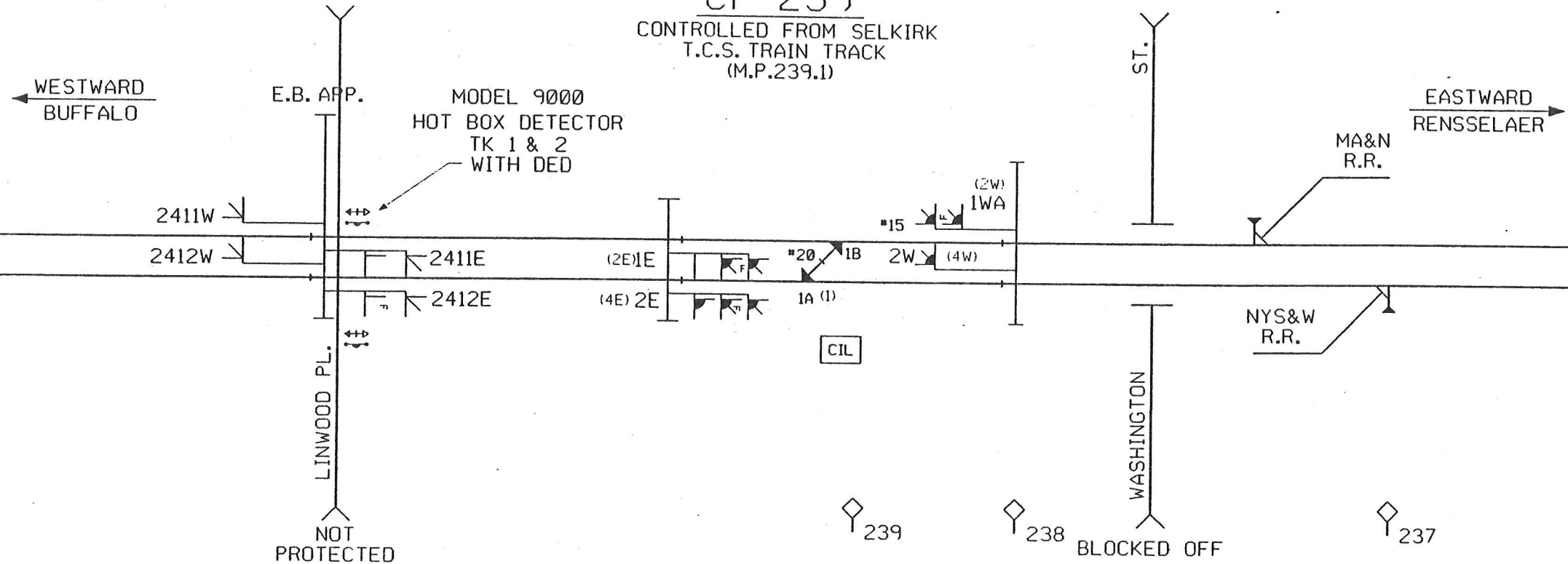
"CP-235"
 CONTROLLED FROM SELKIRK
 T.C.S. TRAIN TRACK

NOTES: ALL SWITCH MACHINES ARE MODEL 5G.
 SW #1 5G
 SW #2A - 2B 5G (3A - 3B)
 SW #4A - 4B 5G (5A - 5B)
 ALL SNOW MELTERS ELECT.
 ALL SWITCHES WITH SNOW MELTERS CONTROLLED BY CP-235.

ALBANY DIVISION	CONRAIL C. & S. DEPT.	PHILADELPHIA, PA.
"CP-235" CHICAGO LINE WEST OF SCHULER JCT, NY		
	DATE: 1-1-94	SHEET 67
4700-2355		

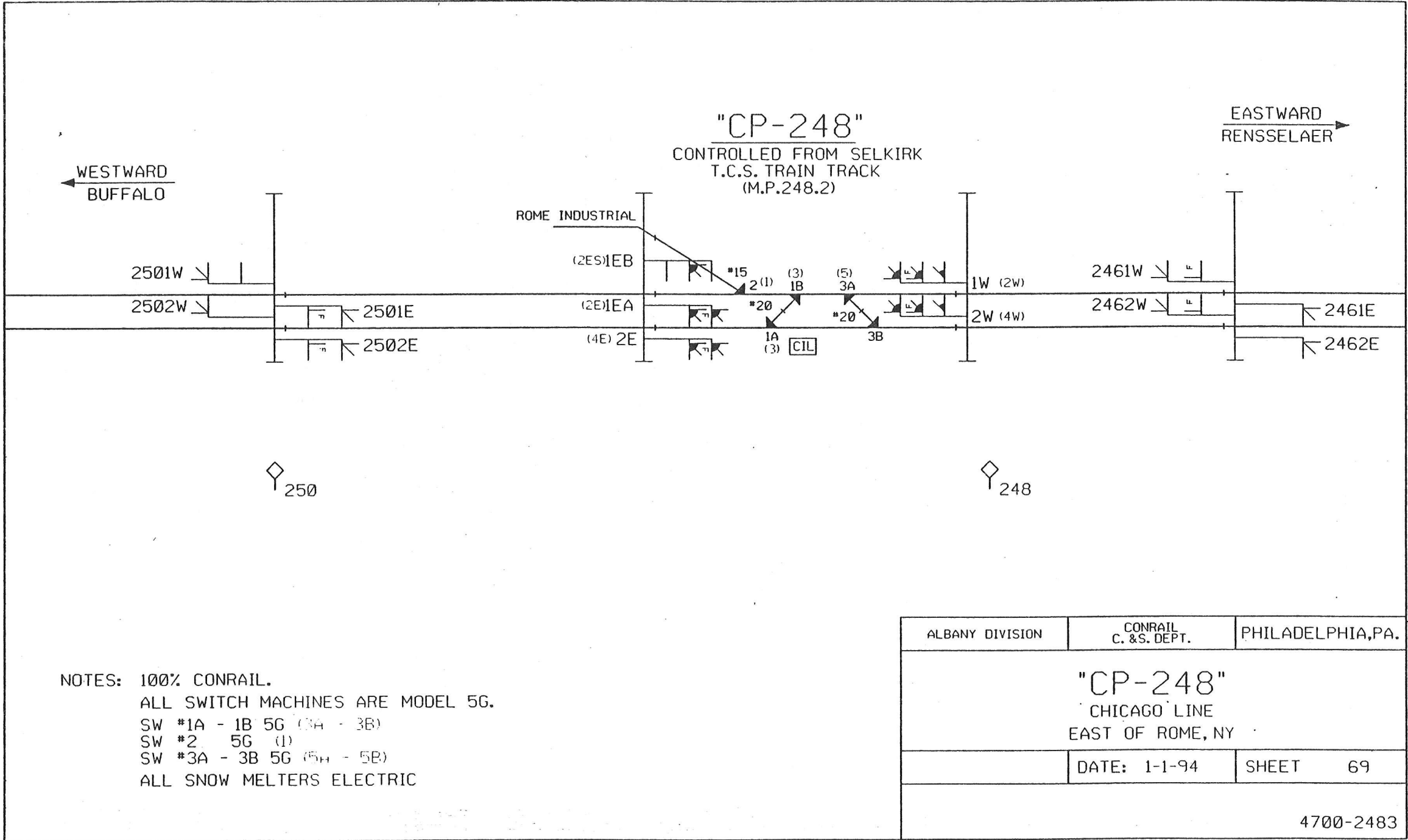
"CP-239"

CONTROLLED FROM SELKIRK
T.C.S. TRAIN TRACK
(M.P.239.1)



NOTES: ALL SWITCH MACHINES ARE MODEL 5G.
SW #1A -1B 5G (1A - 1B)
SW #2 5G (3)
ALL ELECTRIC SNOW MELTERS

ALBANY DIVISION	CONRAIL C. & S. DEPT.	PHILADELPHIA, PA.
<p>"CP-239" CHICAGO LINE WEST OF UTICA, NY</p>		
	DATE: 1-1-94	SHEET 68
4700-2392		



"CP-248"
 CONTROLLED FROM SELKIRK
 T.C.S. TRAIN TRACK
 (M.P.248.2)

WESTWARD
 BUFFALO

EASTWARD
 RENSSELAER

ROME INDUSTRIAL

2501W

2502W

2501E

2502E

(2E)IEB

(2E)IEA

(4E) 2E

*15

2 (1)

(3) 1B

(5) 3A

*20

*20

1A (3) CIL

3B

1W (2W)

2W (4W)

2461W

2462W

2461E

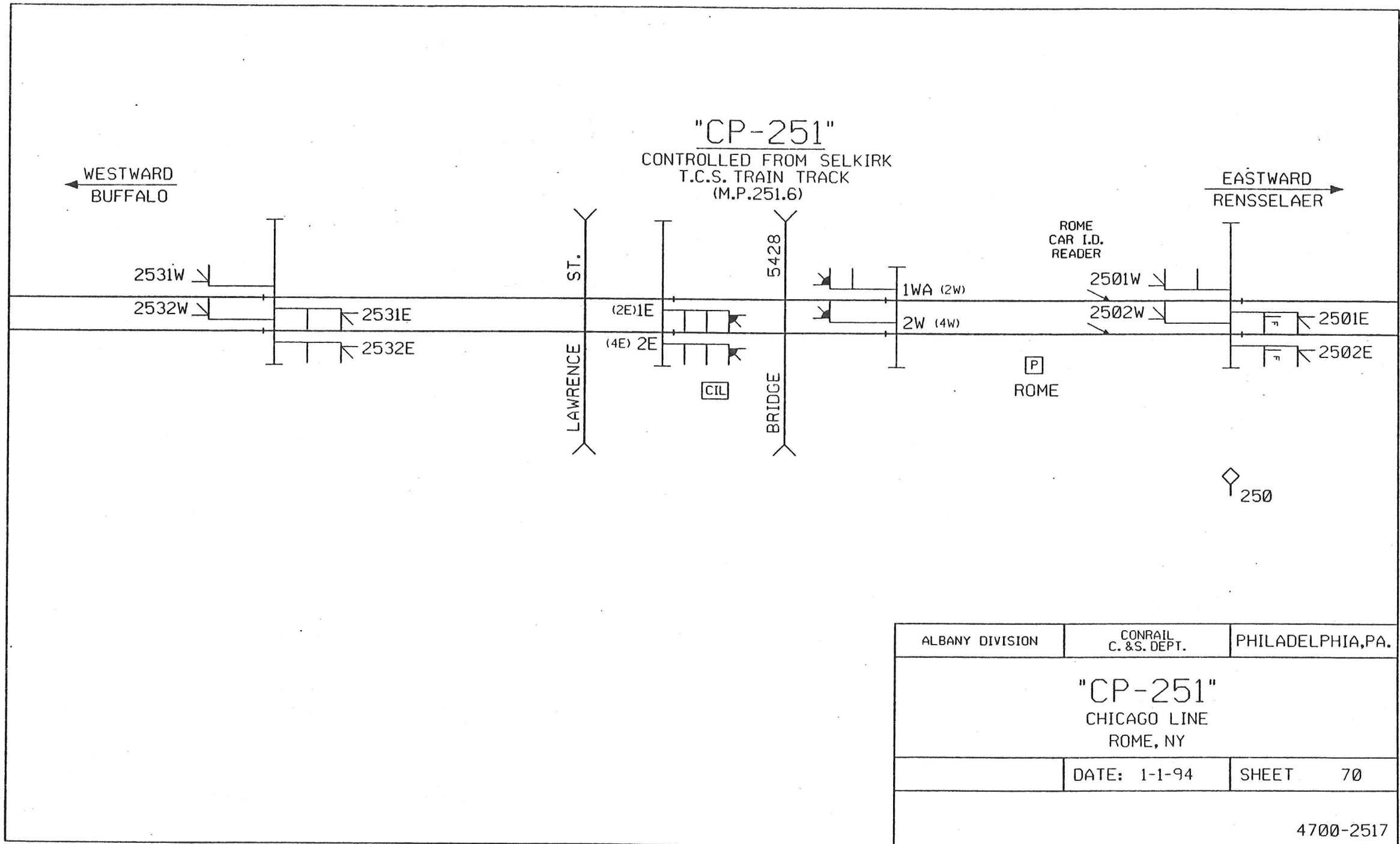
2462E

◇ 250

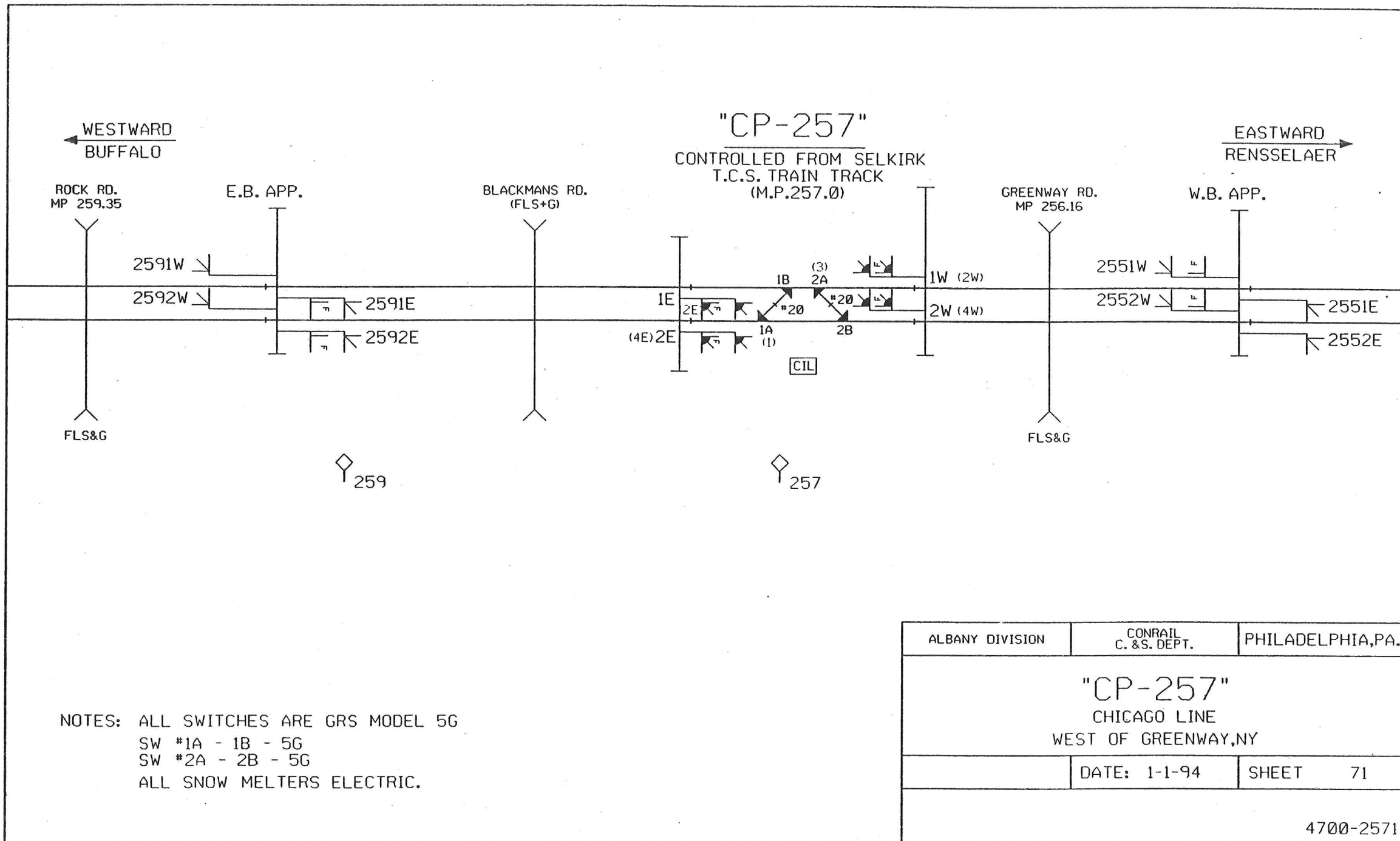
◇ 248

NOTES: 100% CONRAIL.
 ALL SWITCH MACHINES ARE MODEL 5G.
 SW #1A - 1B 5G (3A - 3B)
 SW #2 5G (1)
 SW #3A - 3B 5G (5A - 5B)
 ALL SNOW MELTERS ELECTRIC

ALBANY DIVISION	CONRAIL C. & S. DEPT.	PHILADELPHIA, PA.
"CP-248" CHICAGO LINE EAST OF ROME, NY		
	DATE: 1-1-94	SHEET 69
4700-2483		



ALBANY DIVISION	CONRAIL C. & S. DEPT.	PHILADELPHIA, PA.
<p>"CP-251"</p> <p>CHICAGO LINE</p> <p>ROME, NY</p>		
	DATE: 1-1-94	SHEET 70
4700-2517		



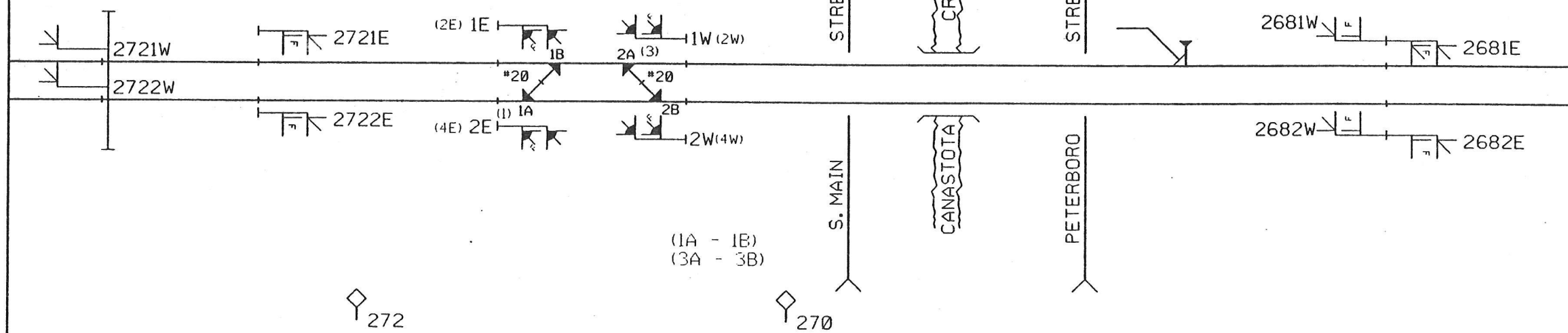
NOTES: ALL SWITCHES ARE GRS MODEL 5G
 SW #1A - 1B - 5G
 SW #2A - 2B - 5G
 ALL SNOW MELTERS ELECTRIC.

ALBANY DIVISION	CONRAIL C. & S. DEPT.	PHILADELPHIA, PA.
"CP-257" CHICAGO LINE WEST OF GREENWAY, NY		
	DATE: 1-1-94	SHEET 71
4700-2571		

"CP-270"
 CONTROLLED FROM SELKIRK, N.Y.
 T.C.S. TRAIN TRACK
 (M.P.270.3)

WESTWARD
 BUFFALO

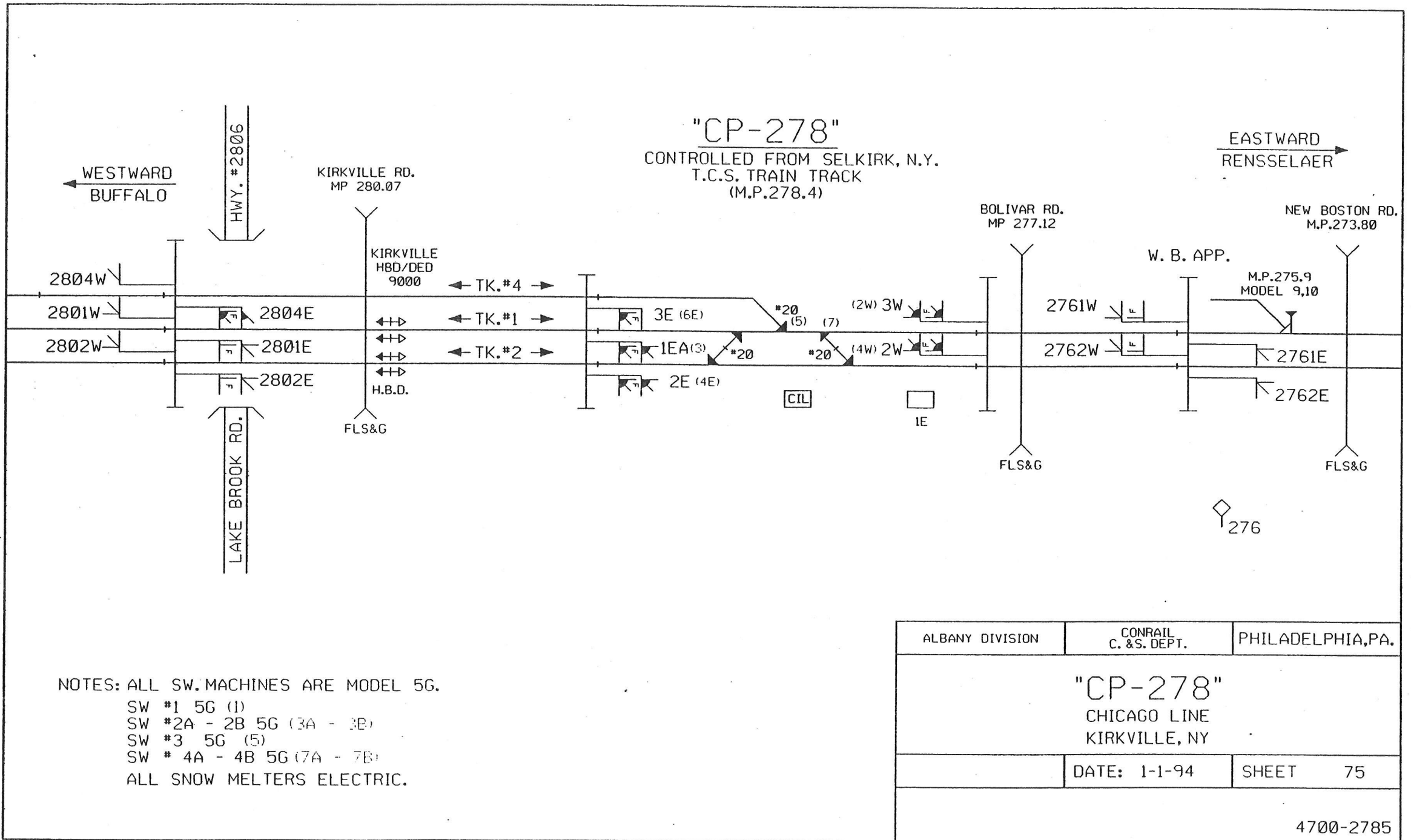
EASTWARD
 RENSSELAER



(1A - 1B)
 (3A - 3B)

100% CONRAIL.
 NOTES: ALL SWITCH MACHINES ARE MODEL 5G. (HIGH VOLT.)
 SW #1A - 1B - 5G
 SW #2A - 2B - 5G
 ALL SNOW MELTERS ELECTRIC.

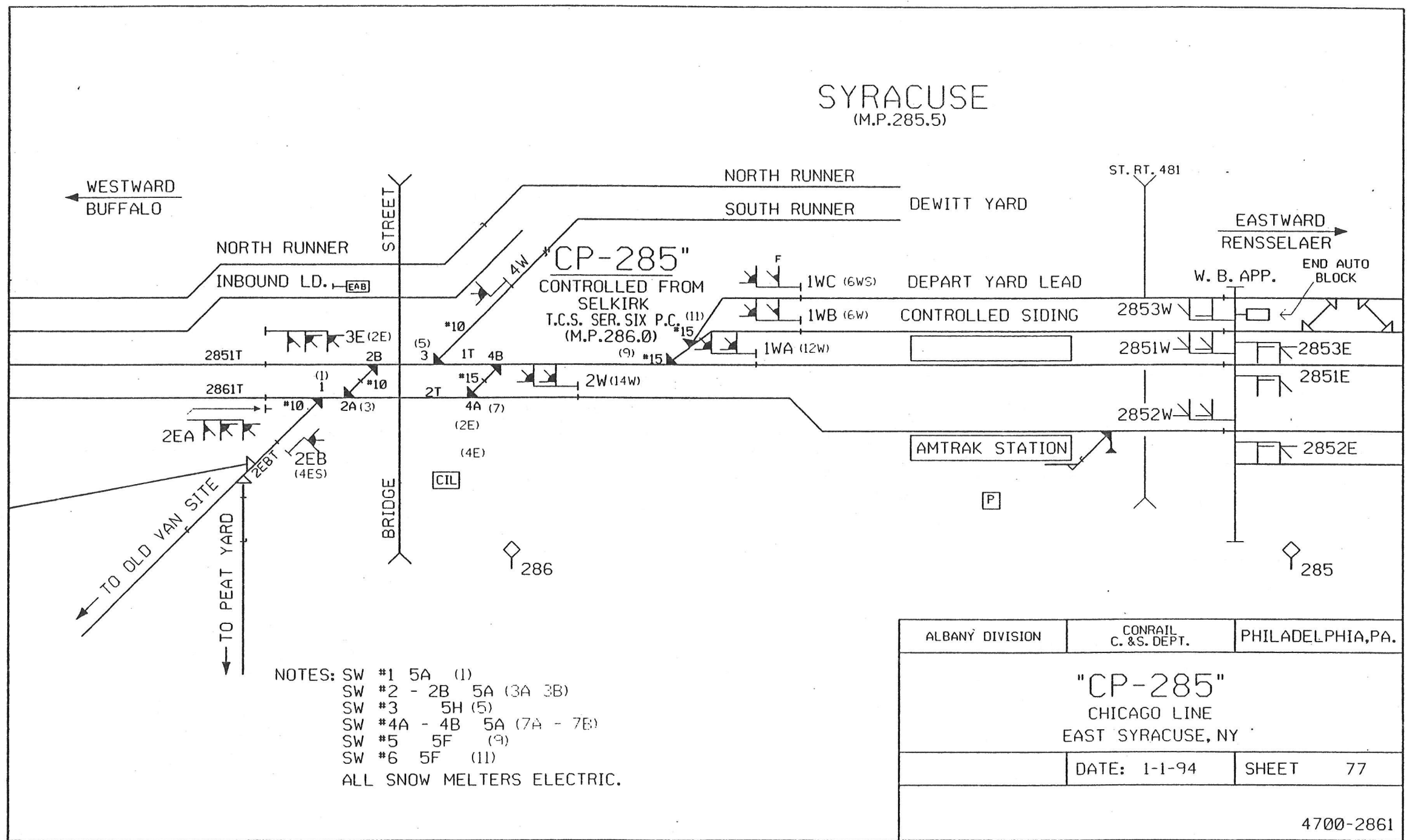
ALBANY DIVISION	CONRAIL C. & S. DEPT.	PHILADELPHIA, PA.
"CP-270" CHICAGO LINE CANASTOTA, NY		
	DATE: 1-1-94	SHEET 74
4700-2704		



NOTES: ALL SW. MACHINES ARE MODEL 5G.
 SW #1 5G (1)
 SW #2A - 2B 5G (3A - 3B)
 SW #3 5G (5)
 SW # 4A - 4B 5G (7A - 7B)
 ALL SNOW MELTERS ELECTRIC.

ALBANY DIVISION	CONRAIL C. & S. DEPT.	PHILADELPHIA, PA.
"CP-278" CHICAGO LINE KIRKVILLE, NY		
	DATE: 1-1-94	SHEET 75
4700-2785		

SYRACUSE
(M.P.285.5)



NOTES: SW #1 5A (1)
 SW #2 - 2B 5A (3A 3B)
 SW #3 5H (5)
 SW #4A - 4B 5A (7A - 7E)
 SW #5 5F (9)
 SW #6 5F (11)
 ALL SNOW MELTERS ELECTRIC.

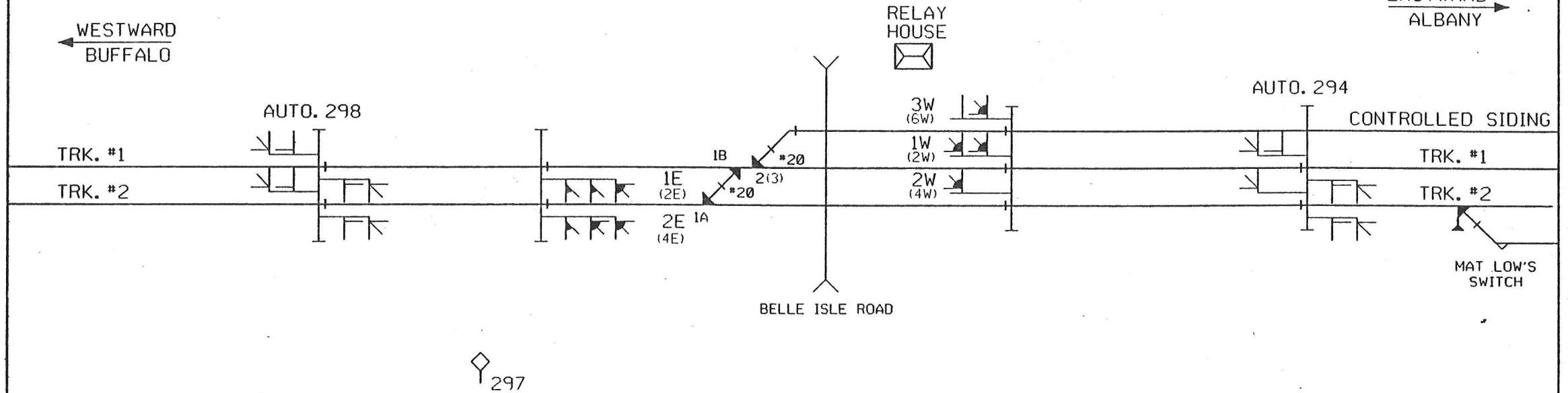
ALBANY DIVISION	CONRAIL C. & S. DEPT.	PHILADELPHIA, PA.
<p>"CP-285" CHICAGO LINE EAST SYRACUSE, NY</p>		
	DATE: 1-1-94	SHEET 77
4700-2861		

"CP-296"

CONTROLLED FROM SELKIRK
T.C.S. TRAIN TRACK
(M.P.296.8)

WESTWARD
BUFFALO

EASTWARD
ALBANY



NOTES: E.B. APP. - AUTO. 298 TRKS. 1 & 2
 W.B. APP. - AUTO. 294 TRKS. 1 & 2
 SW. 1A - 5H
 SW. 1B - MOD. 5C
 SW. 3 - MOD. 5G
 ELECTRIC HEATERS
 DISP CONTROL

ALBANY DIVISION	CONRAIL C. & S. DEPT.	PHILADELPHIA, PA.
"CP-296" CHICAGO LINE BELLE ISLE, NY		
	DATE: 1-1-94	SHEET 81
4800-2970		

"CP-300"

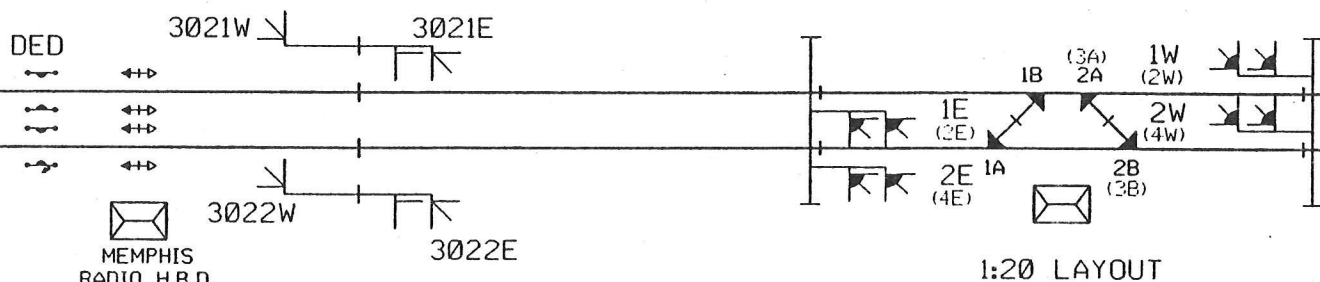
EAST OF WARNER, NEW YORK
T.C.S. TRAIN TRACK
SELKIRK, N.Y.
(M.P. 300.7)

EASTWARD
ALBANY →

AUTO. 298

TRK. #1

TRK. #2



1:20 LAYOUT

MEMPHIS
RADIO H.B.D.
302.5

← WESTWARD
BUFFALO

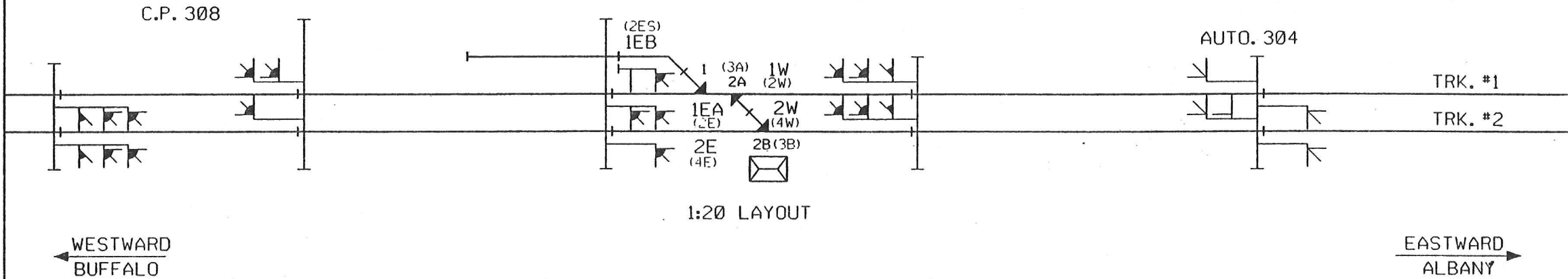
◇ 301

NOTES: W.B. APP. - AUTO. 298 TRKS. 1 & 2
E.B. APP. - AUTO. 302 TRKS. 1 & 2
ALL SWITCH MACHINES - MODEL 5C
ELECTRIC HEATERS
DISP. CONTROL

ALBANY DIVISION	CONRAIL C. & S. DEPT.	PHILADELPHIA, PA.
<p>"CP-300"</p> <p>CHICAGO LINE</p> <p>EAST OF WARNER, NY</p>		
	DATE: 1-1-94	SHEET 82
4800-3009		

"CP-306"

WEST OF WARNER, NEW YORK
T.C.S. TRAIN TRACK
SELKIRK, N.Y.
(M.P.306.3)



NOTES: W.B. APP. - AUTO 304
E.B. APP. - C.P. 300
ALL SWITCH MACHINES - MODEL 5C
ELECTRIC HEATERS
DISP. CONTROL

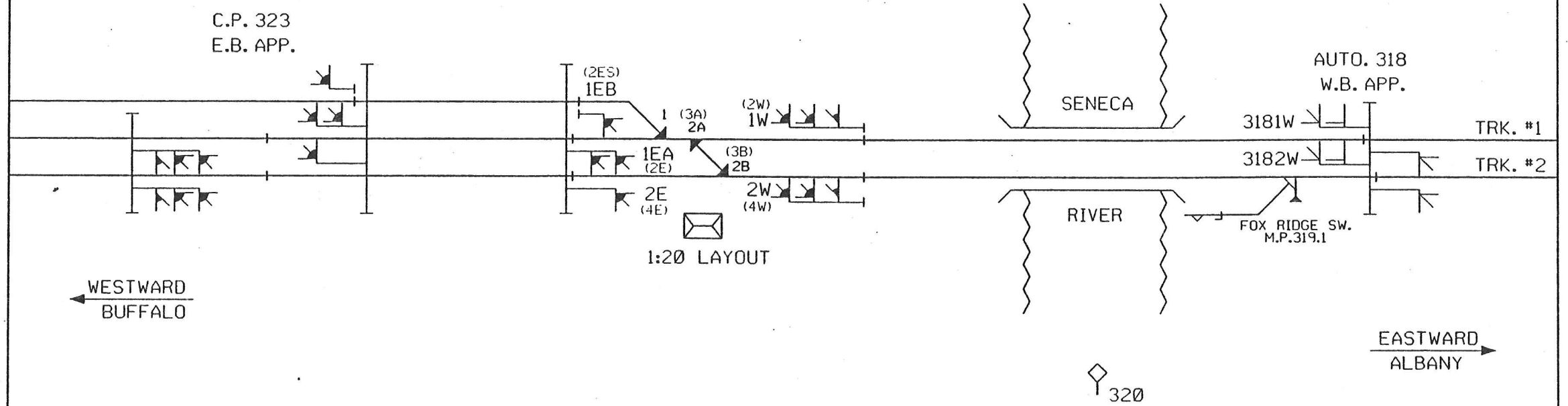
ALBANY DIVISION	CONRAIL C. & S. DEPT.	PHILADELPHIA, PA.
<p>"CP-306" CHICAGO LINE WEST OF WARNER, NY</p>		
	DATE: 1-1-94	SHEET 83
4800-3064		

"CP-320"

SENECA RIVER, BUFFALO
 CONTROLLED FROM ALBANY
 T.C.S. - TRAIN TRACK
 (M.P. 320.5)

C.P. 323
 E.B. APP.

AUTO. 318
 W.B. APP.



WESTWARD
 BUFFALO

EASTWARD
 ALBANY

NOTE: SW. 1 - 5C
 SW. 3A - 5C
 SW. 3B - 5G
 ELECTRIC HEATERS
 DISP. CONTROL

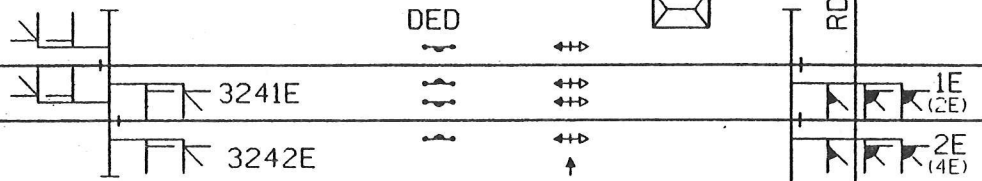
ALBANY DIVISION	CONRAIL C. & S. DEPT.	PHILADELPHIA, PA.
"CP-320" CHICAGO LINE SENECA RIVER, NY		
	DATE: 1-1-94	SHEET 86
4800-3206		

"CP-323"

CONTROLLED FROM ALBANY
T.C.S. - TRAIN TRACK
(M.P. 323.2)

WESTWARD
BUFFALO

AUTO. 324
E.B. APP.



C.P. 320
W.B. APP.

TRK. #1
TRK. #2

1:20 LAYOUT

EASTWARD
ALBANY

325

323

NOTE: SW. 1A - 5G
SW. 1B - 5C
SW. 3A - 5C
ELECTRIC HEATERS
DISP. CONTROL

ALBANY DIVISION	CONRAIL C. & S. DEPT.	PHILADELPHIA, PA.
<p>"CP-323" CHICAGO LINE WEST OF SAVANNAH, NY</p>		
	DATE: 1-1-94	SHEET 87
4800-3233		

"CP-326"

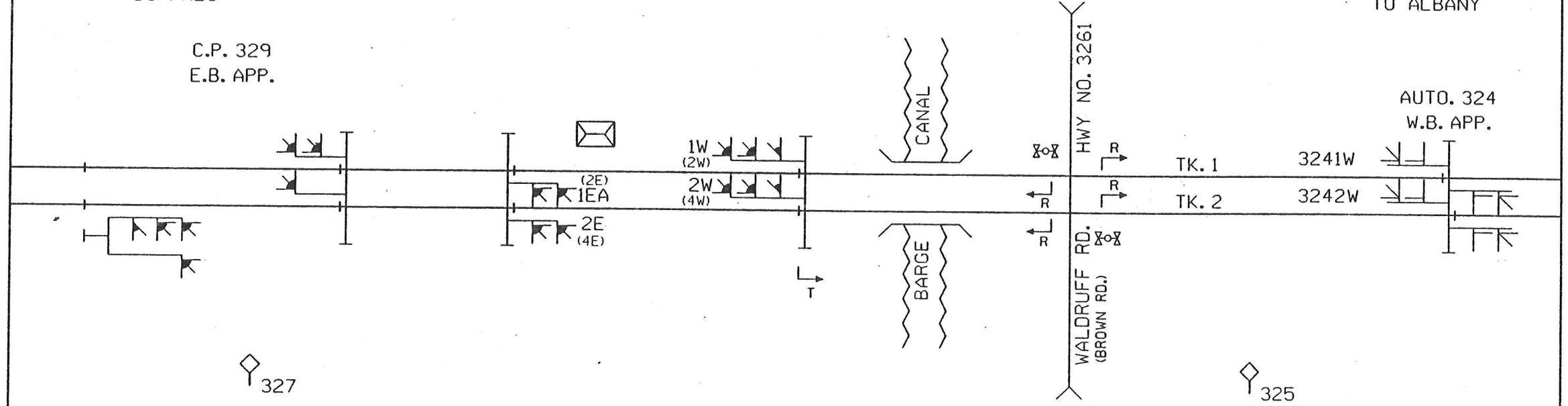
CONTROLLED FROM ALBANY
T.C.S. - TRAIN TRACK
(M.P.326.7)

WESTWARD
BUFFALO

EASTWARD
TO ALBANY

C.P. 329
E.B. APP.

AUTO. 324
W.B. APP.



ALBANY DIVISION	CONRAIL C. & S. DEPT.	PHILADELPHIA, PA.
"CP-326" CHICAGO LINE EAST OF CLYDE, NY		
DATE: 1-1-94		SHEET 88
4800-3269		

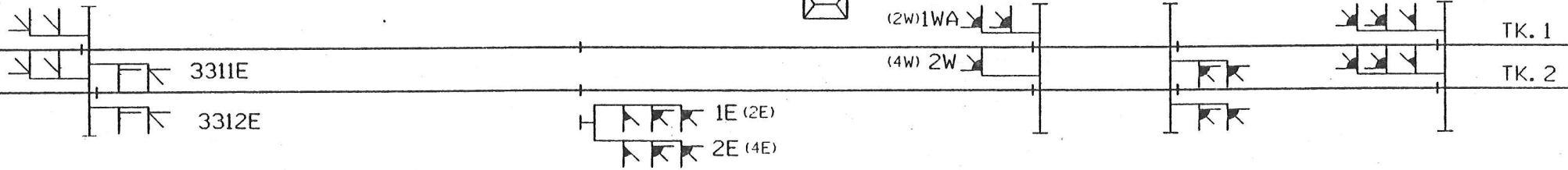
"CP-329"

CONTROLLED FROM ALBANY
T.C.S. - TRAIN TRACK
(M.P.329.4)

WESTWARD
BUFFALO

AUTO. 331
E.B. APP.

C.P. 326
W.B. APP.

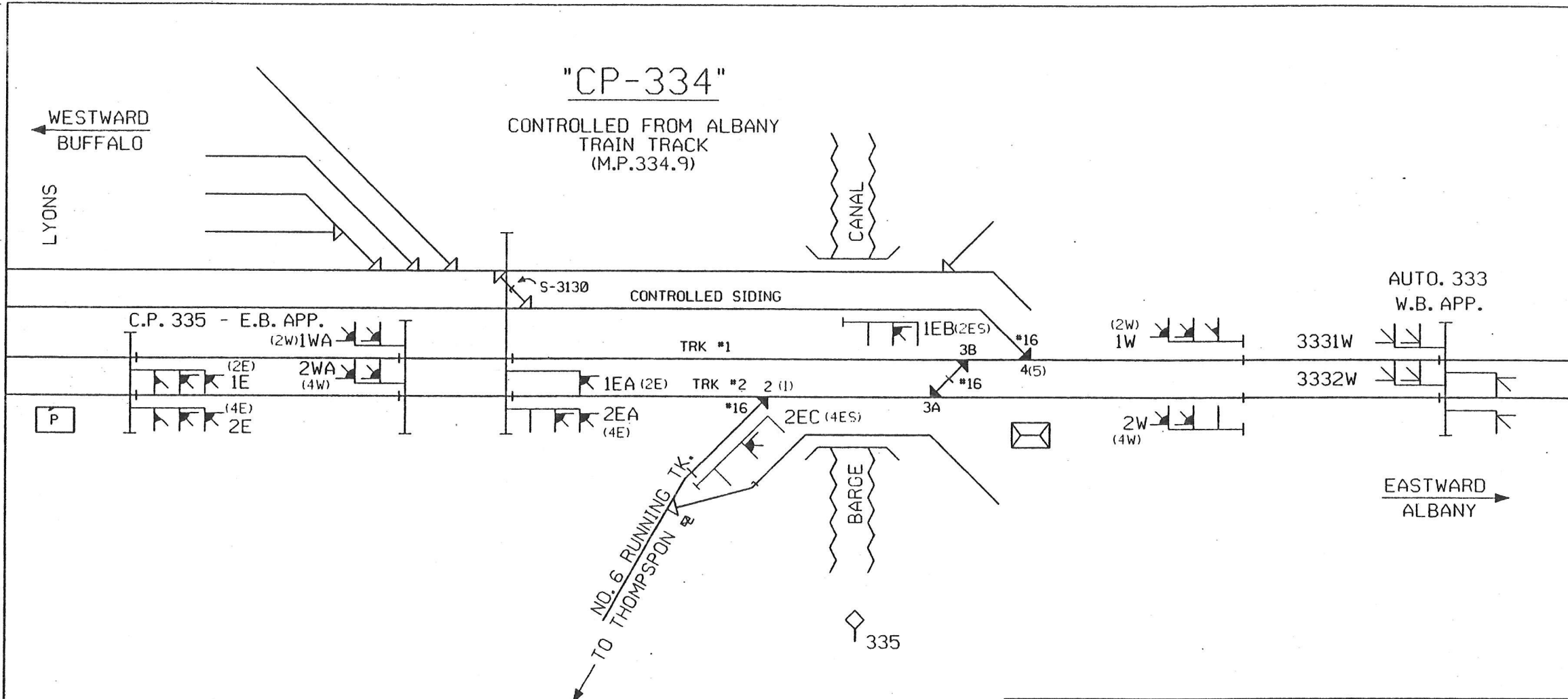


EASTWARD
ALBANY

331

329

ALBANY DIVISION	CONRAIL C. & S. DEPT.	PHILADELPHIA, PA.
<p>"CP-329" CHICAGO LINE WEST OF CLYDE, NY</p>		
	DATE: 1-1-94	SHEET 89
4800-3295		



NOTES: ALL SWITCH MACHINES ARE MODEL 5A
 ALL SWITCH HEATERS ARE ELECTRIC
 DISP. CONTROL

ALBANY DIVISION	CONRAIL C. & S. DEPT.	PHILADELPHIA, PA.
"CP-334" CHICAGO LINE LYONS, NY		
	DATE: 1-1-94	SHEET 90

4800-3349

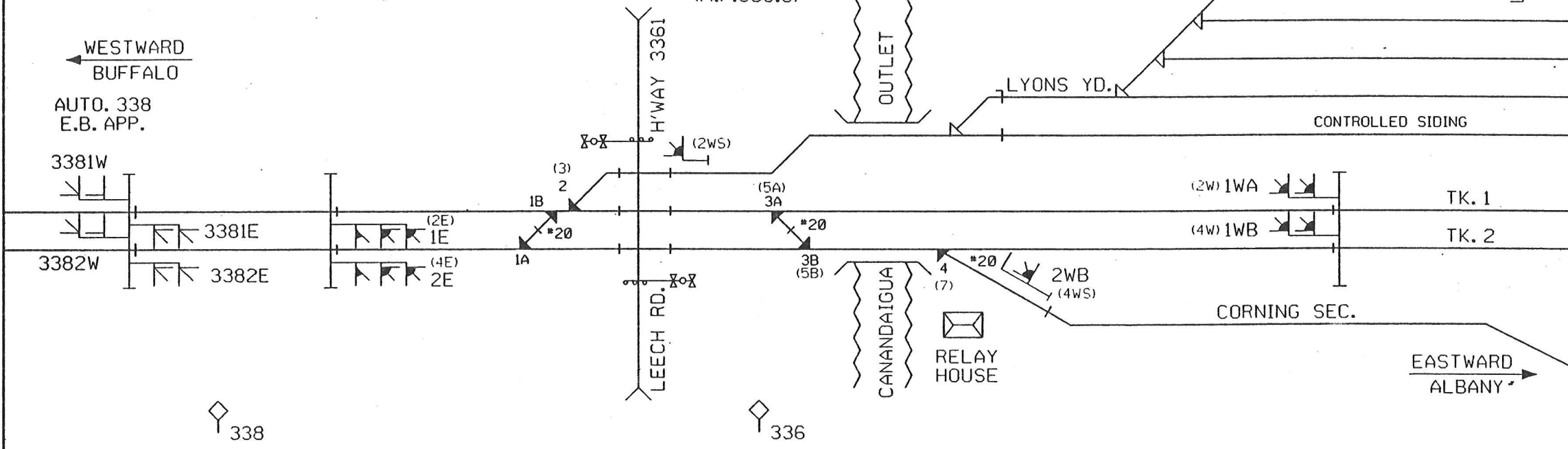
"CP-335"

CONTROLLED FROM ALBANY
TRAIN TRACK
(M.P. 335.8)

LYONS

WESTWARD
BUFFALO

AUTO. 338
E.B. APP.

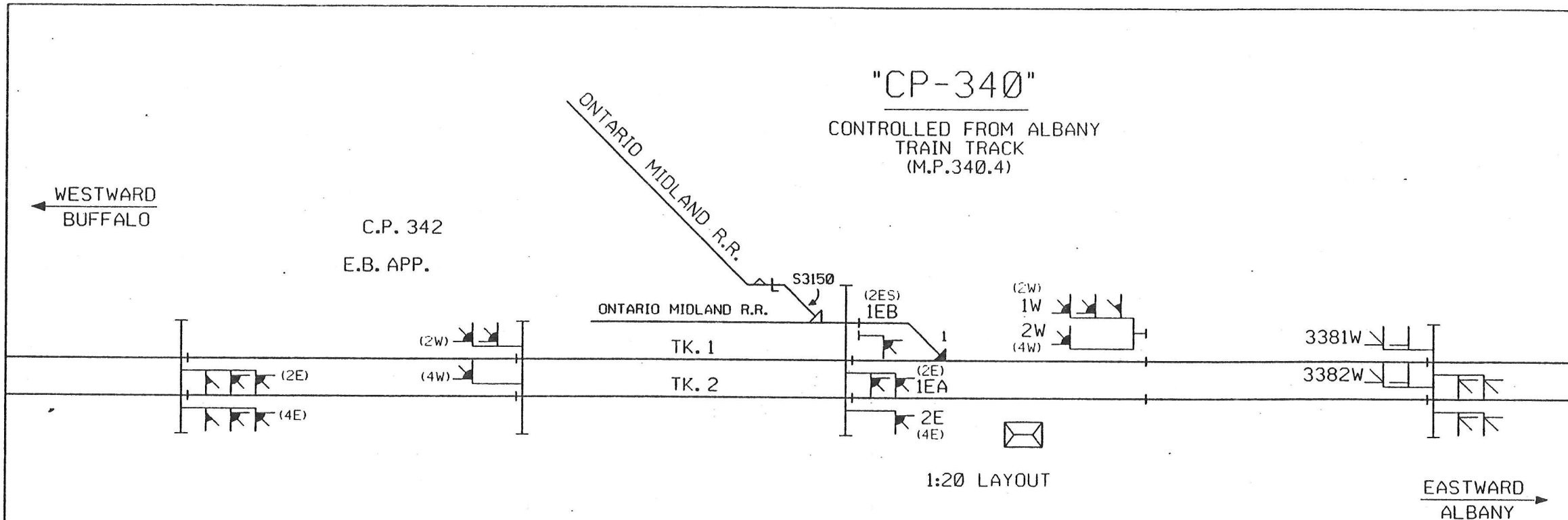


NOTES: ALL SWITCH MACHINES ARE MODEL 5A
ALL SWITCH HEATERS ARE ELECTRIC
DISP. CONTROL

ALBANY DIVISION	CONRAIL C. & S. DEPT.	PHILADELPHIA, PA.
<p>"CP-335" CHICAGO LINE LYONS, NY</p>		
	DATE: 1-1-94	SHEET 91
4800-3358		

"CP-340"

CONTROLLED FROM ALBANY
TRAIN TRACK
(M.P.340.4)



C.P. 342
E.B. APP.

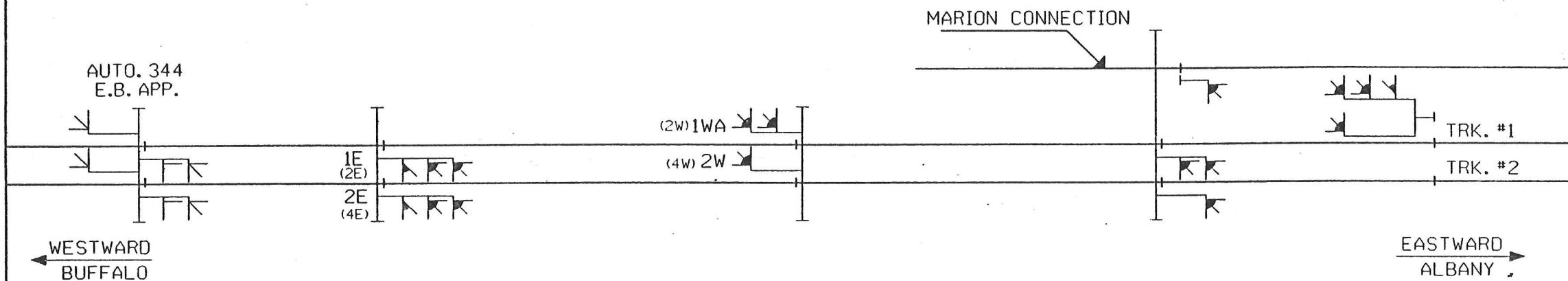
NOTES: SWITCH 1 - 5C WITH MAGNETIC DETENT
ALL SWITCH HEATERS ARE ELECTRIC
DISP. CONTROL

ALBANY DIVISION	CONRAIL C. & S. DEPT.	PHILADELPHIA, PA.
<p>"CP-340" CHICAGO LINE EAST OF NEWARK, NY</p>		
DATE: 1-1-94		SHEET 92
4800-3406		

"CP-342"

CONTROLLED FROM ALBANY
TRAIN TRACK
(M.P.342.5)

C:P.340
W.B.APP.



ALBANY DIVISION	CONRAIL C. & S. DEPT.	PHILADELPHIA, PA.
<p>"CP-342" CHICAGO LINE WEST OF NEWARK, NY</p>		
DATE: 1-1-94		SHEET 93
4800-3426		

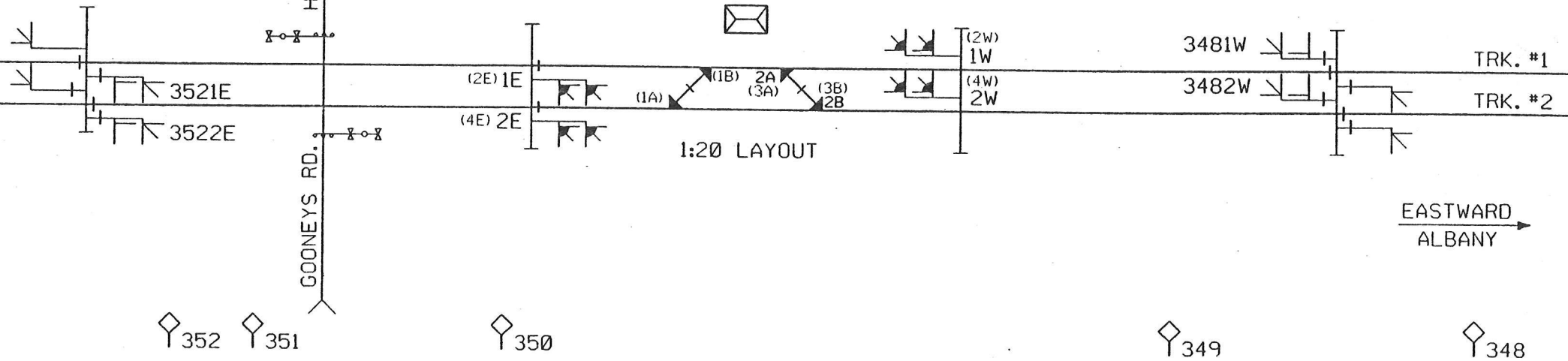
"CP-349"

CONTROLLED FROM ALBANY
TRAIN TRACK
(M.P.349.9)

AUTO. 348
W.B. APP.

WESTWARD
BUFFALO

AUTO. 352
E.B. APP.



NOTES: SWITCH 1A - 5H WITH MAGNETIC DETENT
SWITCH 1B - 5C WITH MAGNETIC DETENT
SWITCH 3A - 5C
SWITCH 3B - 5C
ALL SWITCH HEATERS ARE ELECTRIC
DISP. CONTROL

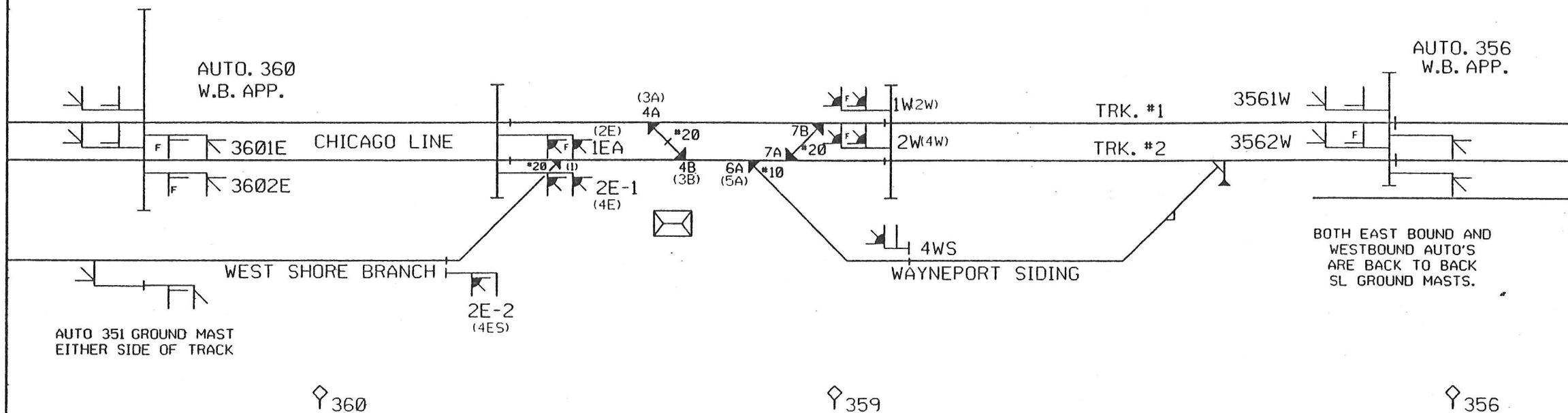
ALBANY DIVISION	CONRAIL C. & S. DEPT.	PHILADELPHIA, PA.
<p>"CP-349" CHICAGO LINE WEST OF PALMYRA, NY</p>		
DATE: 1-1-94		SHEET 94
4800-3500		

"CP-359"

W. OF WAYNEPORT, N.Y.
 CONTROLLED FROM ALBANY
 TRAIN TRACK
 (M.P.359.2)

WESTWARD
 TO BUFFALO

EASTWARD
 TO ALBANY



BOTH EAST BOUND AND
 WESTBOUND AUTO'S
 ARE BACK TO BACK
 SL GROUND MASTS.

AUTO 351 GROUND MAST
 EITHER SIDE OF TRACK

NOTES: ALL SWITCH MACHINES ARE GRS
 SWITCH 1 - 5G WITH MAGNETIC DETENT
 SW. 4A - 5C & 4B - 5C
 SW. 6 - 5C
 SW. 7A & 7B - 5G
 ALL SWITCH HEATERS ARE ELECTRIC
 DISP. CONTROL

ALBANY DIVISION	CONRAIL C. & S. DEPT.	PHILADELPHIA, PA.
"CP-359" CHICAGO LINE WEST OF WAYNEPORT, NY		
DATE: 1-1-94		SHEET 95
4800-3592		

"CP-362"

E. OF EAST ROCHESTER, N.Y.
 CONTROLLED FROM ALBANY, NY
 TRAIN TRACK
 (M.P. 362.8)

WESTWARD
 TO BUFFALO

EASTWARD
 TO ALBANY

CREEK

NON-CONTROLLED SIDING

AUTO. 365
 E.B. APP.

AUTO. 360
 W.B. APP.

D.E.D. H.B.D.

3651E

1E
 (2E)

*20

1A

(3A)
 4A

*20

(2W)
 1W

← TRK. #1 →

← TRK. #2 →

3652E

2E
 (4E)

1B

4B
 (3B)

2W
 (4W)

EAST ROCH
 RADIO H.B.D.
 M.P. 364.1

365

364

IRONDEQUOIT

HWY. 3622

FAIRPORT
 SW. 361.8

RD.

CONNER

360

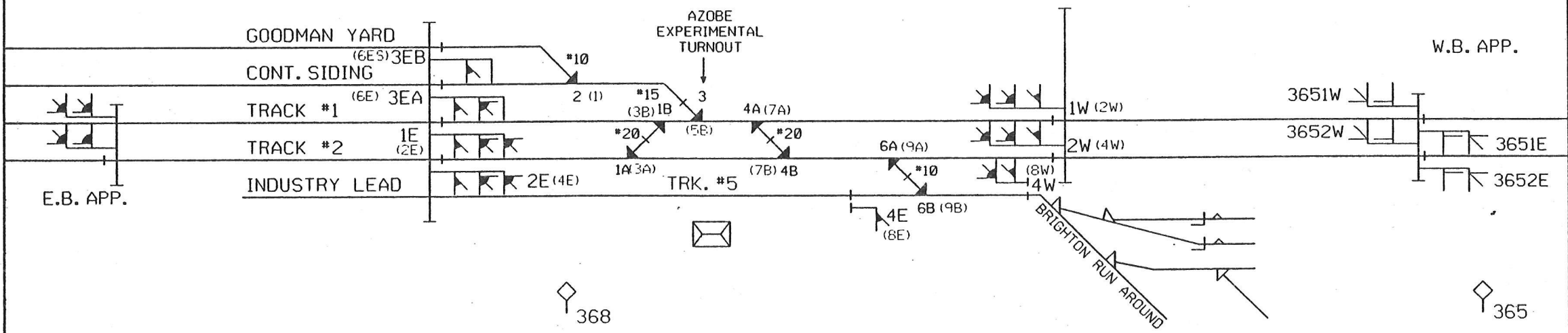
NOTES: SW. 1A & 1B - 5C
 SW. 4A - 5C WITH MAGNETIC DETENT
 SW. 4B - 5C WITH MAGNETIC DETENT
 ALL SWITCH HEATERS ARE ELECTRIC
 DISP. CONTROL

ALBANY DIVISION	CONRAIL C. & S. DEPT.	PHILADELPHIA, PA.
"CP-362" CHICAGO LINE EAST OF EAST ROCHESTER, NY		
	DATE: 1-1-94	SHEET 96
4800-3629		

WESTWARD
BUFFALO

"CP-367"
BRIGHTON
T.C.S. TRAIN TRACK
ALBANY, N.Y.
(M.P.367.9)

EASTWARD
TO ALBANY



NOTES: ALL SWITCH MACHINES ARE GRS MODEL 5G.
SWITCH 4A & 4B - 5C WITH DETENT
ALL SWITCH HEATERS ARE ELECTRIC.
DISP. CONTROL

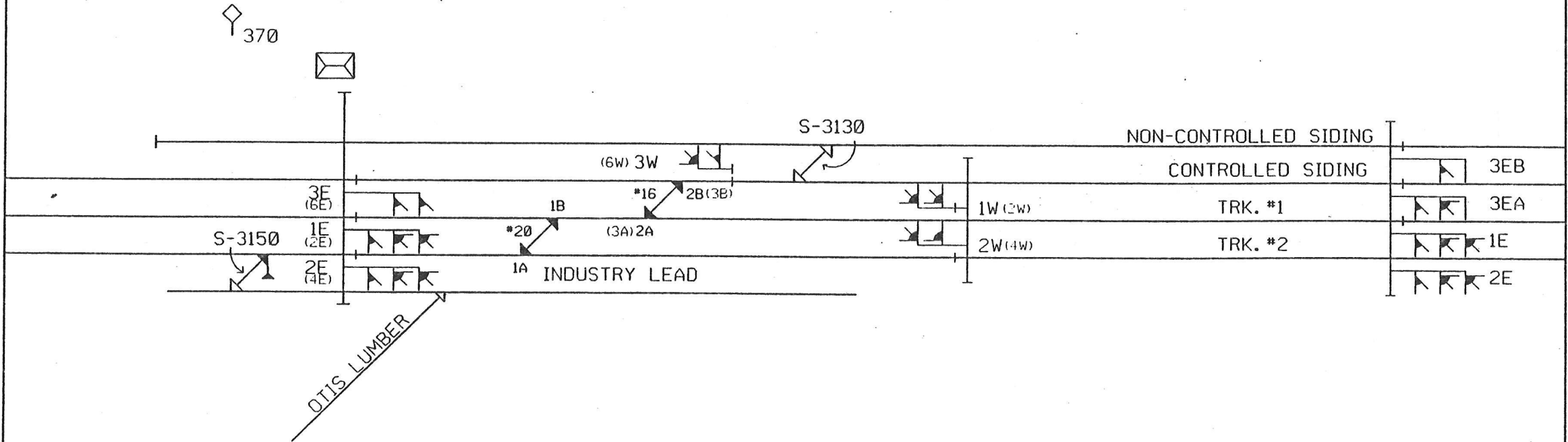
ALBANY DIVISION	CONRAIL C.&S. DEPT.	PHILADELPHIA, PA.
<p>"CP-367" CHICAGO LINE BRIGHTON, NY</p>		
	DATE: 1-1-94	SHEET 97
4800-3680		

"CP-369"

EAST OF ROCHESTER
T.C.S. TRAIN TRACK
ALBANY, N.Y.
(M.P.369.6)

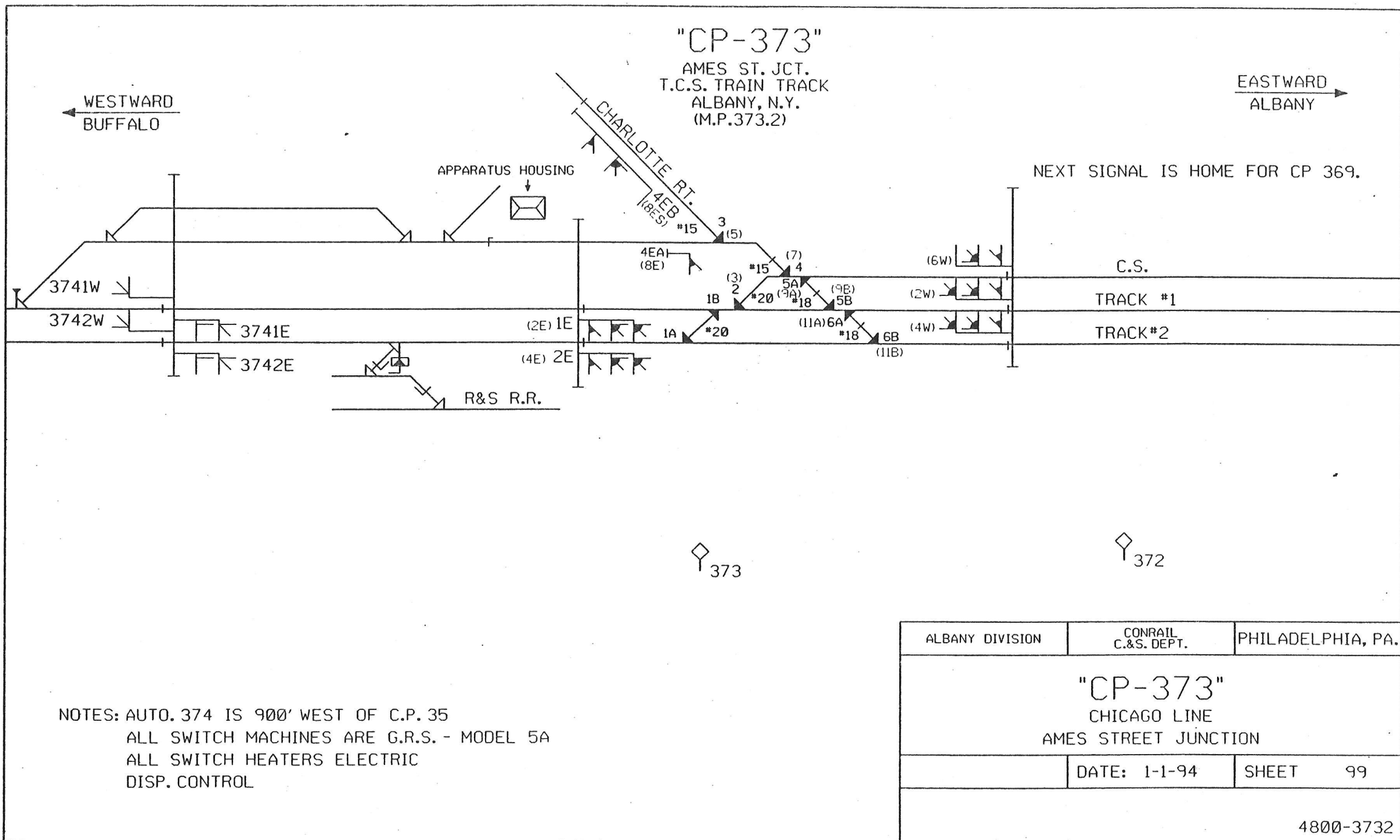
← WESTWARD
BUFFALO

→ EASTWARD
ALBANY



NOTES: ALL SWITCH MACHINES ARE GRS MODEL 5G.
SWITCH 2A - 5H
ALL SWITCH HEATERS ARE ELECTRIC.
DISP. CONTROL

ALBANY DIVISION	CONRAIL C. & S. DEPT.	PHILADELPHIA, PA.
<p>"CP-369"</p> <p>CHICAGO LINE</p> <p>EAST OF ROCHESTER, NY</p>		
	DATE: 1-1-94	SHEET 98
4800-3700		



NOTES: AUTO. 374 IS 900' WEST OF C.P. 35
 ALL SWITCH MACHINES ARE G.R.S. - MODEL 5A
 ALL SWITCH HEATERS ELECTRIC
 DISP. CONTROL

ALBANY DIVISION	CONRAIL C.&S. DEPT.	PHILADELPHIA, PA.
"CP-373" CHICAGO LINE AMES STREET JUNCTION		
	DATE: 1-1-94	SHEET 99
4800-3732		

"CP-380"

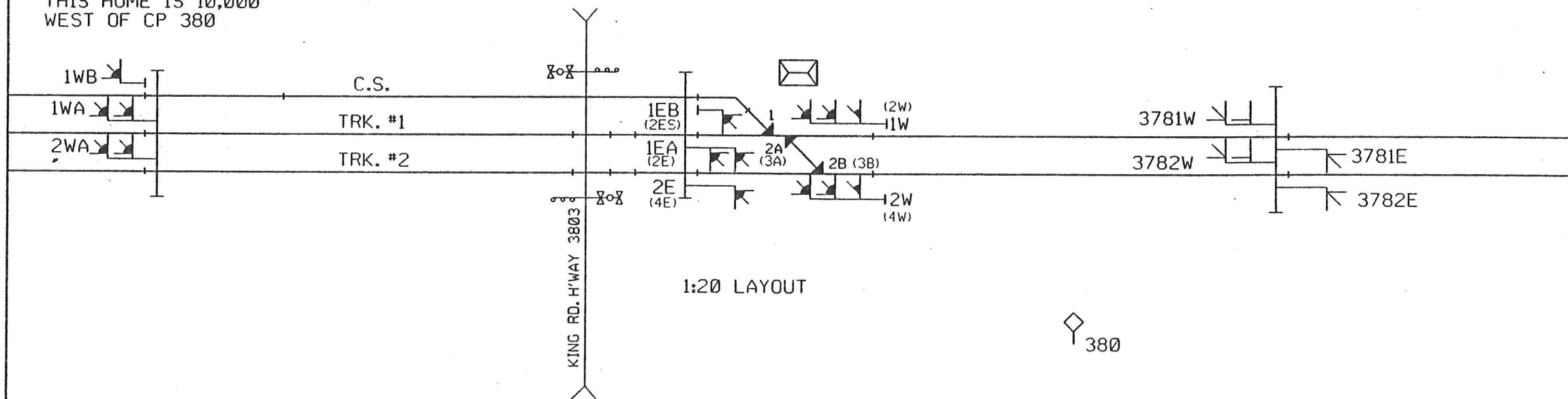
T.C.S. TRAIN TRACK
ALBANY, N.Y.
(M.P.380.4)

WESTWARD
BUFFALO

EASTWARD
ALBANY

THIS HOME IS 10,000'
WEST OF CP 380

THIS AUTOMATIC IS APP.
9,500' EAST OF CP 380



NOTES: ALL SWITCH MACHINES ARE GRS - MODEL 5G
ALL SWITCH HEATERS ARE ELECTRIC
DISP. CONTROL

ALBANY DIVISION	CONRAIL C.&S. DEPT.	PHILADELPHIA, PA.
<p>"CP-380" CHICAGO LINE EAST OF CHILI, NY</p>		
	DATE: 1-1-94	SHEET 100
4800-3804		

"CP-382"

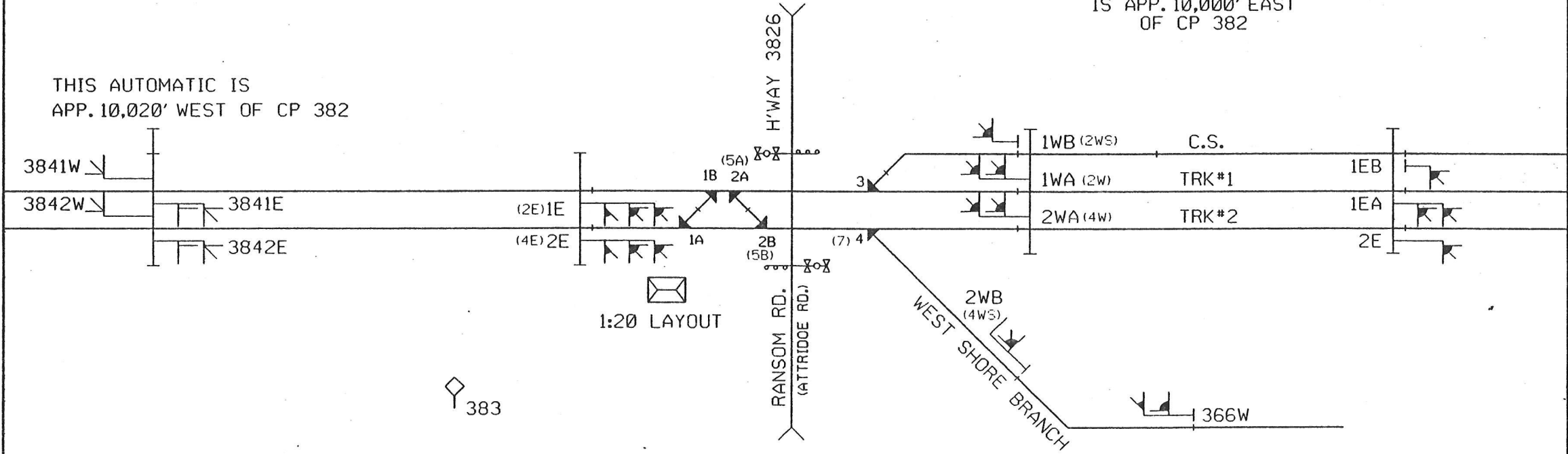
CHILI JCT.
T.C.S. TRAIN TRACK
ALBANY, N.Y.
(M.P.382.6)

WESTWARD
BUFFALO

EAST
ALBANY

THIS HOME SIG.
IS APP. 10,000' EAST
OF CP 382

THIS AUTOMATIC IS
APP. 10,020' WEST OF CP 382



NOTES: ALL SWITCH MACHINES ARE G.R.S.
SWITCH 1A, 2A & 2B - 5C WITH MAGNETIC DETENT
SWITCH 1B, 3 5A & 5B - 5C
SWITCH 7 - 5G
ALL SWITCH HEATERS ARE ELECTRIC
DISP. CONTROL

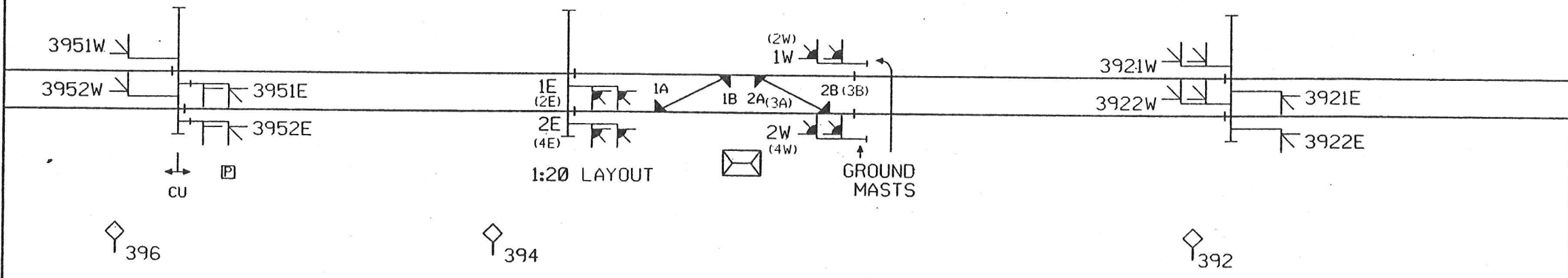
ALBANY DIVISION	CONRAIL C.&S. DEPT.	PHILADELPHIA, PA.
<h2>"CP-382"</h2> <p>CHICAGO LINE CHILI, NY</p>		
	DATE: 1-1-94	SHEET 101
4800-3826		

WESTWARD
BUFFALO

"CP-393"
WEST BERGEN, N.Y.
T.C.S. TRAIN TRACK
ALBANY, N.Y.
(M.P.393.8)

EASTWARD
ALBANY

THIS AUTOMATIC IS APP.
11,000' WEST OF CP393



NOTES: ALL SWITCH MACHINES ARE G.R.S.
SWITCH 1A - 5G
SWITCH 1B & 3A - 5C
SWITCH 3B - 5C WITH MAGNETIC DETENT
ALL SWITCH HEATERS ARE ELECTRIC
DISP. CONTROL

ALBANY DIVISION	CONRAIL C.&S. DEPT.	PHILADELPHIA, PA.
<p>"CP-393" CHICAGO LINE WEST OF WEST BERGEN, NY</p>		
DATE: 1-1-94		SHEET 102
4800-3939		

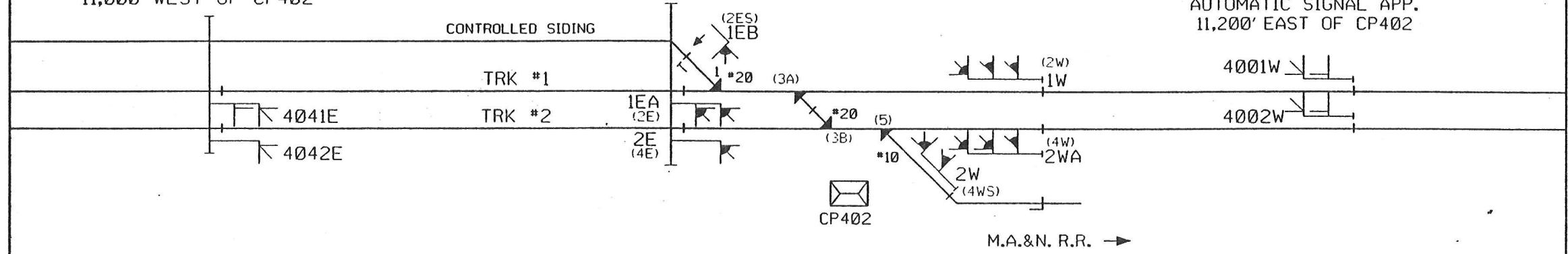
WESTWARD
BUFFALO

"CP-402"
E. OF BATAVIA
T.C.S. TRAIN TRACK
ALBANY, N.Y.
(M.P.402.4)

EASTWARD
ALBANY

AUTOMATIC SIG APP
11,000' WEST OF CP402

AUTOMATIC SIGNAL APP.
11,200' EAST OF CP402



NOTES: ALL SWITCH MACHINES ARE G.R.S.
SWITCH 1 - 5C
SWITCH 3A, 3B & 5 - 5G
ALL SWITCH HEATERS ARE ELECTRIC
DISP. CONTROL

ALBANY DIVISION	CONRAIL C.&S. DEPT.	PHILADELPHIA, PA.
<p>"CP-402" CHICAGO LINE EAST OF BATAVIA, NY</p>		
	DATE: 1-1-94	SHEET 103
4800-4026		

WESTWARD
BUFFALO

EASTWARD
ALBANY

"CP-406"
W. OF BATAVIA
T.C.S. TRAIN TRACK
ALBANY, N.Y.
(M.P. 406.7)

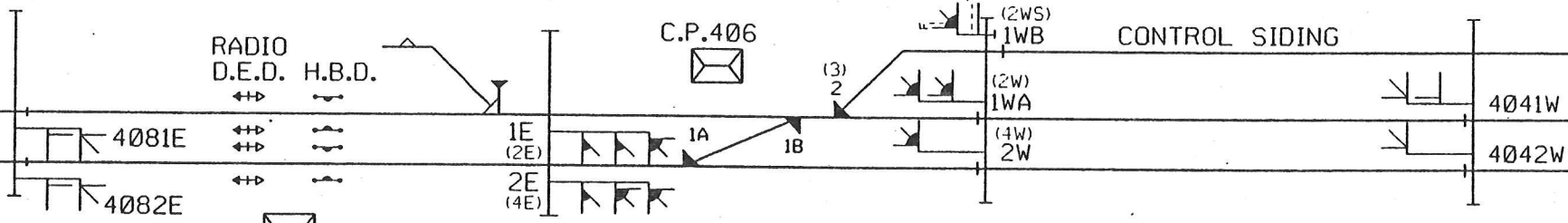
AUTOMATIC SIG. APP.
10,000' WEST OF CP406

AUTOMATIC SIG. APP.
10,000' EAST OF CP406

RADIO
D.E.D. H.B.D.

C.P. 406

CONTROL SIDING



BATAVIA, N.Y.
M.P. 407.4

407

NOTES: ALL SWITCH MACHINES ARE G.R.S. - MODEL - 5G
ALL SWITCH HEATERS ARE ELECTRIC
DISP. CONTROL

ALBANY DIVISION	CONRAIL C.&S. DEPT.	PHILADELPHIA, PA.
<p>"CP-406" CHICAGO LINE WEST OF BATAVIA, NY</p>		
	DATE: 1-1-94	SHEET 104
4800-4068		

WESTWARD
BUFFALO

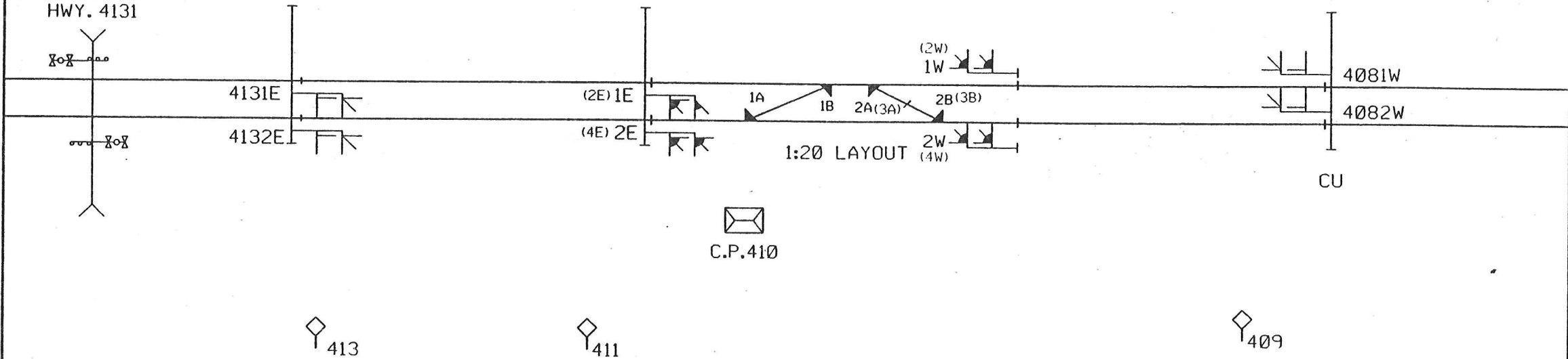
"CP-410"
WEST BATAVIA
T.C.S. TRAIN TRACK
ALBANY, N.Y.
(M.P.410.9)

EASTWARD
ALBANY

AUTOMATIC SIG. APP.
10,500' EAST OF CP410

AUTOMATIC SIG. APP.
10,500' WEST OF CP410

COLBY RD.
HWY. 4131



5C-OUTBOARD BRAKE
ELEC. HEATERS
DISP. CONTROL

NOTES: 5C - OUTBOARD BRAKE
ALL SWITCH HEATERS ARE ELECTRIC
DISP. CONTROL

ALBANY DIVISION	CONRAIL C.&S. DEPT.	PHILADELPHIA, PA.
<p>"CP-410" CHICAGO LINE WEST BATAVIA, NY</p>		
	DATE: 1-1-94	SHEET 105
4800-4109		

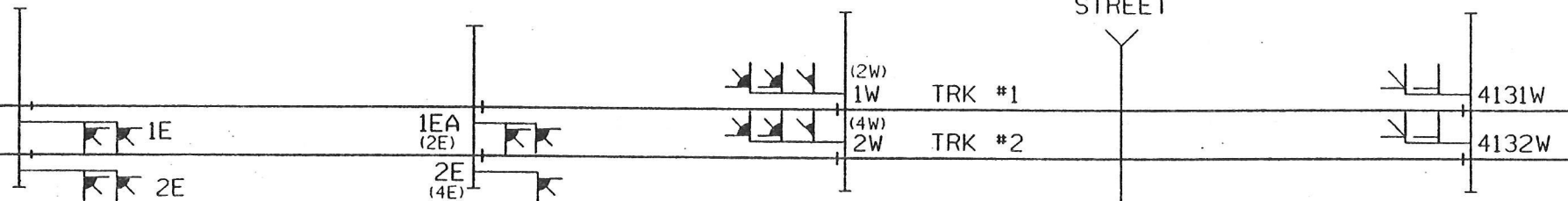
WESTWARD
BUFFALO

"CP-415"
WEST BATAVIA
T.C.S. TRAIN TRACK
ALBANY, N.Y.
(M.P.415.2)

EASTWARD
ALBANY

THIS HOME SIGNAL IS APP.
11,000' WEST OF CP415

THIS AUTOMATIC SIGNAL IS
APP. 11,000' EAST OF CP415



6X6
C.P.415

415

ALBANY DIVISION	CONRAIL C.&S. DEPT.	PHILADELPHIA, PA.
<p>"CP-415" CHICAGO LINE WEST OF CORFU, NY</p>		
	DATE: 1-1-94	SHEET 106
4800-4155		

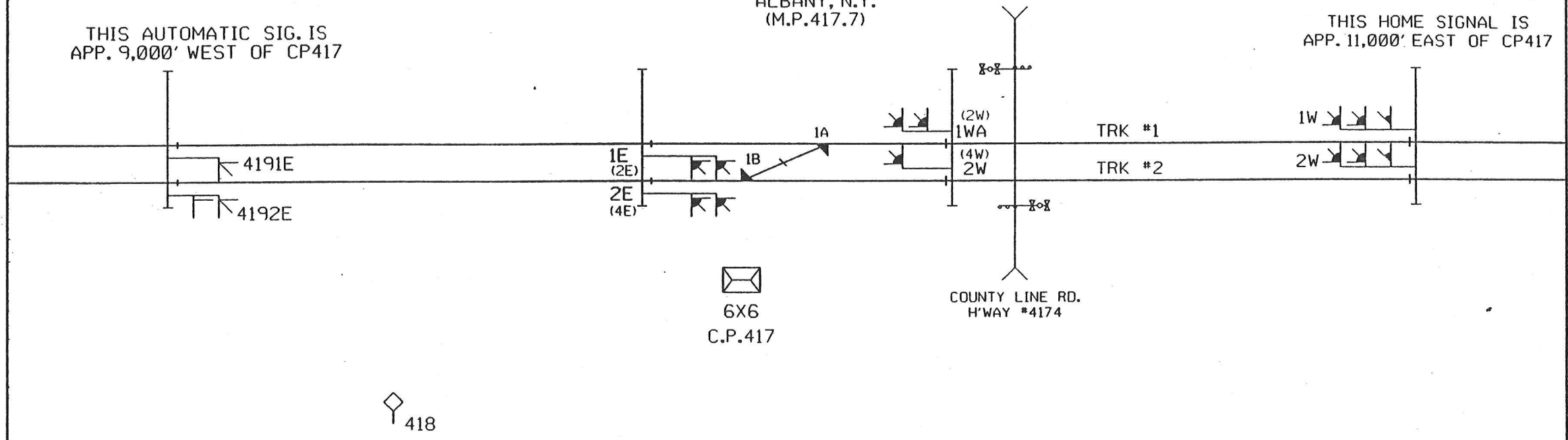
WESTWARD
BUFFALO

EASTWARD
ALBANY

"CP-417"
EAST OF CRITTENDEN, N.Y.
T.C.S. TRAIN TRACK
ALBANY, N.Y.
(M.P.417.7)

THIS AUTOMATIC SIG. IS
APP. 9,000' WEST OF CP417

THIS HOME SIGNAL IS
APP. 11,000' EAST OF CP417



6X6
C.P.417

COUNTY LINE RD.
H'WAY #4174

NOTES: 1B - 5C WITH OUTBOARD BRAKE
1A - 5C WITH OUTBOARD BRAKE
ELEC. HEATERS
DISP. CONTROL

ALBANY DIVISION	CONRAIL C.&S. DEPT.	PHILADELPHIA, PA.
<p>"CP-417" CHICAGO LINE EAST OF CRITTENDEN, NY</p>		
	DATE: 1-1-94	SHEET 107
4800-4178		

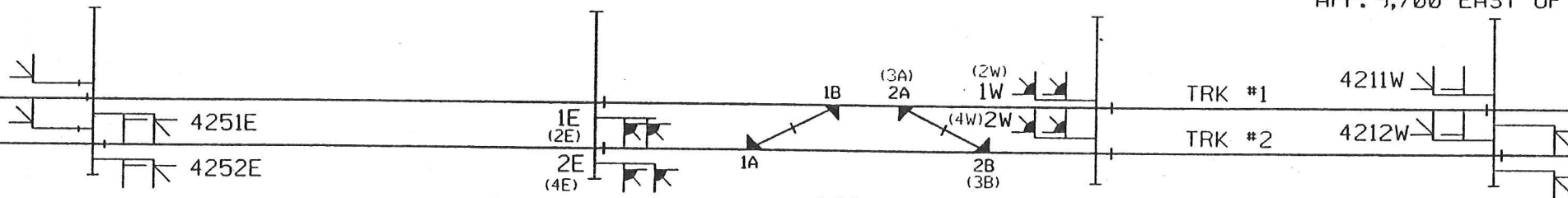
WESTWARD
BUFFALO

"CP-423"
WEST OF WENDE, N.Y.
T.C.S. TRAIN TRACK
ALBANY, N.Y.
(M.P. 423.4)

EASTWARD
ALBANY

THIS AUTOMATIC SIG. IS
APP. 9,000' WEST OF CP423

THIS AUTOMATIC SIG. IS
APP. 9,700' EAST OF CP423



1:20 LAYOUT
6X6
C.P.423

POWER HOUSE
WENDE

425

423

421

NOTES: SW 1A & 1B = 5E
SW 2B = 5C WITH OUTBOARD BRAKE
SW 2A = 5G WITH OUTBOARD BRAKE
ELEC. HEATERS
DISP. CONTROL

ALBANY DIVISION	CONRAIL C.&S. DEPT.	PHILADELPHIA, PA.
<p>"CP-423" CHICAGO LINE WEST OF WENDE, NY</p>		
DATE: 1-1-94		SHEET 108
4800-4235		

WESTWARD
BUFFALO

"CP-429"

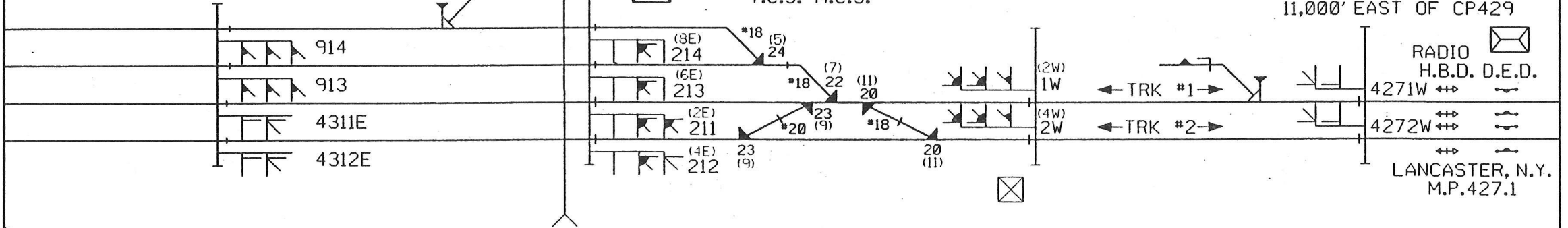
EASTWARD
ALBANY

THIS SIGNAL LOCATION IS
APP. 6,200' WEST OF CP429

TRANSIT ROAD

DEPEW
REMOTE CONTROL FROM
DISP. OFFICE
(M.P.429.8)
T.C.S. "M.C.S."

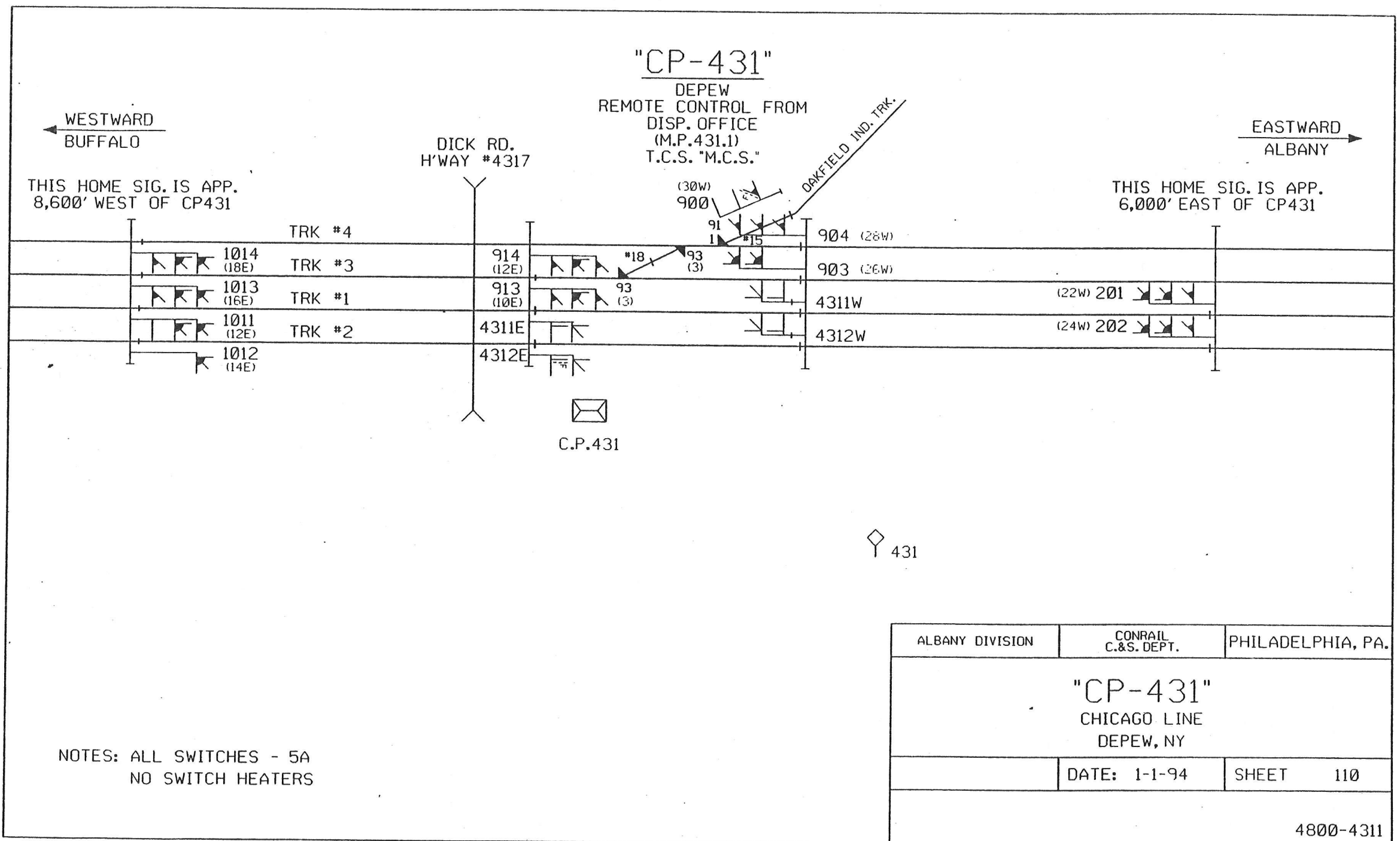
THIS AUTOMATIC SIG. IS APP.
11,000' EAST OF CP429



430

NOTES: ALL SWITCH MACHINES ARE G.R.S. MODEL - 5E
ALL SWITCH HEATERS ARE ELECTRIC
DISP. CONTROL

ALBANY DIVISION	CONRAIL C.&S. DEPT.	PHILADELPHIA, PA.
<p>"CP-429"</p> <p>CHICAGO LINE</p> <p>DEPEW, NY</p>		
	DATE: 1-1-94	SHEET 109
4800-4298		

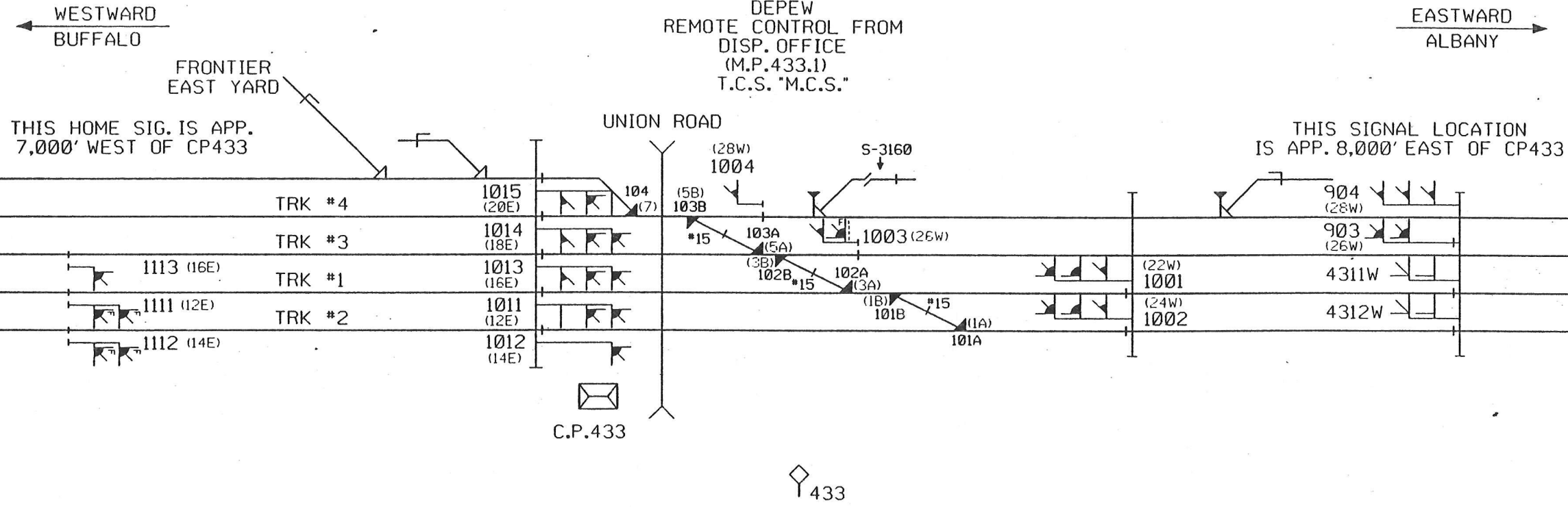


NOTES: ALL SWITCHES - 5A
 NO SWITCH HEATERS

ALBANY DIVISION	CONRAIL C.&S. DEPT.	PHILADELPHIA, PA.
"CP-431" CHICAGO LINE DEPEW, NY		
DATE: 1-1-94		SHEET 110
4800-4311		

"CP-433"

DEPEW
REMOTE CONTROL FROM
DISP. OFFICE
(M.P.433.1)
T.C.S. "M.C.S."



THIS HOME SIG. IS APP.
7,000' WEST OF CP433

THIS SIGNAL LOCATION
IS APP. 8,000' EAST OF CP433

NOTES: ALL SWITCH MACHINES ARE G.R.S. MODEL - 5H
SWITCH 102A(3A) - 5C
ALL SWITCH HEATERS ARE ELECTRIC
DISP. CONTROL

ALBANY DIVISION	CONRAIL C.&S. DEPT.	PHILADELPHIA, PA.
<p>"CP-433" CHICAGO LINE UNION ROAD - BUFFALO, NY</p>		
DATE: 1-1-94		SHEET 111
4800-4331		

WESTWARD
BUFFALO

EASTWARD
ALBANY

"CP-434"
HARLEM AVE. BUFFALO
REMOTE CONTROL FROM
ALBANY DISP. OFFICE
(M.P. 434.2)
T.C.S. "M.C.S."

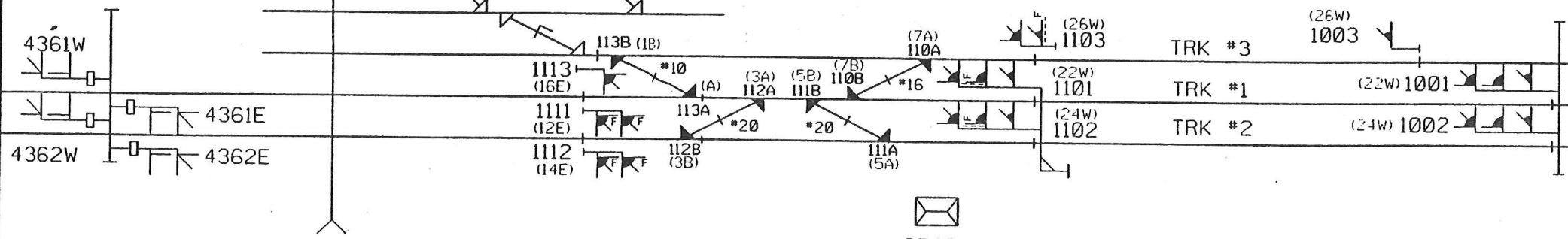
HARLEM AVE.

* = MOD 6
YARD SWITCHES

FRONTIER HUMP

FRONTIER
EAST YARD

THIS HOME SIGNAL IS APP.
7,400' EAST OF CP434

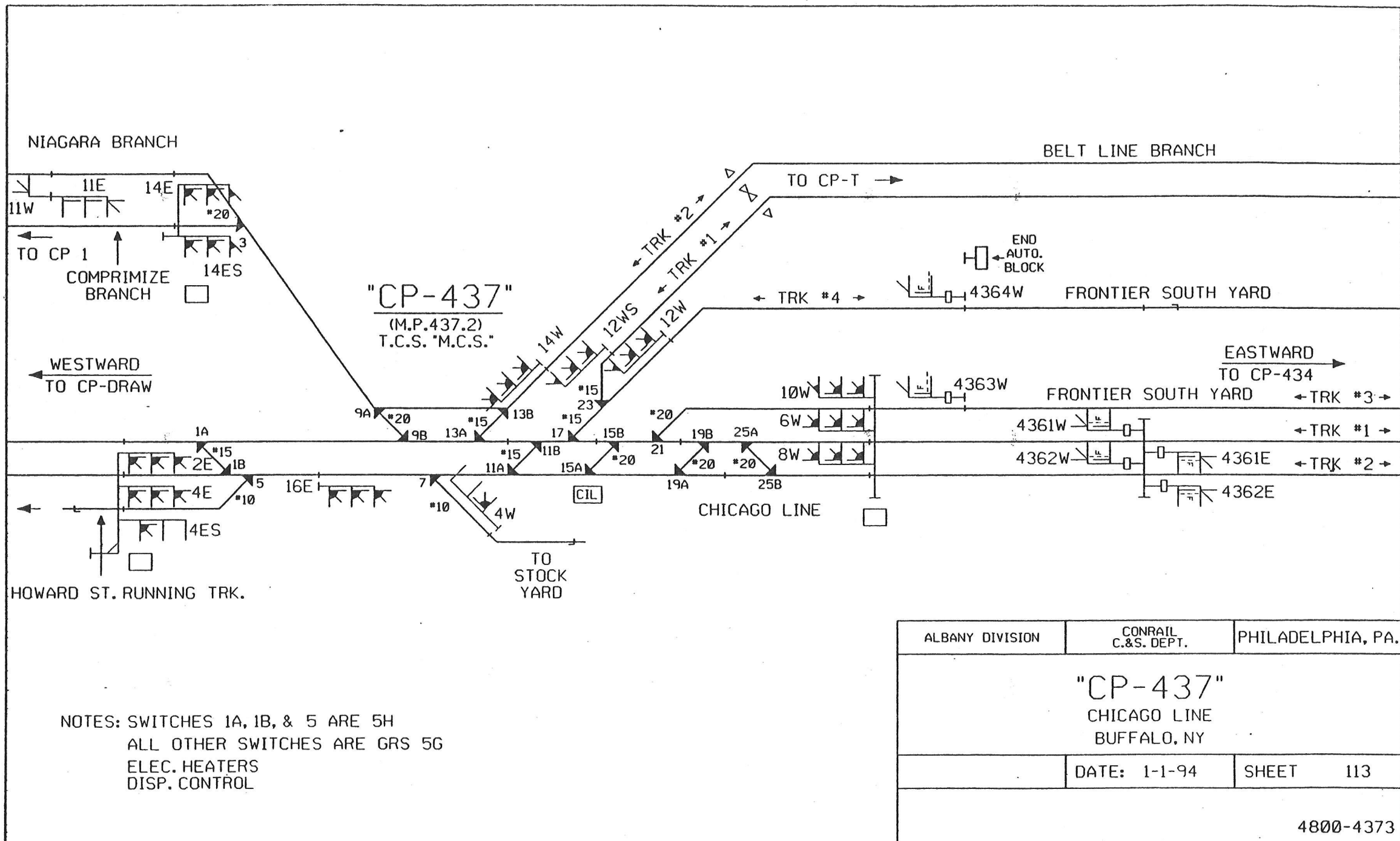


CP434

◇ 434

NOTES: ALL SWITCH MACHINES ARE G.R.S. MODEL - 5H
ALL SWITCH HEATERS ARE ELECTRIC
DISP. CONTROL

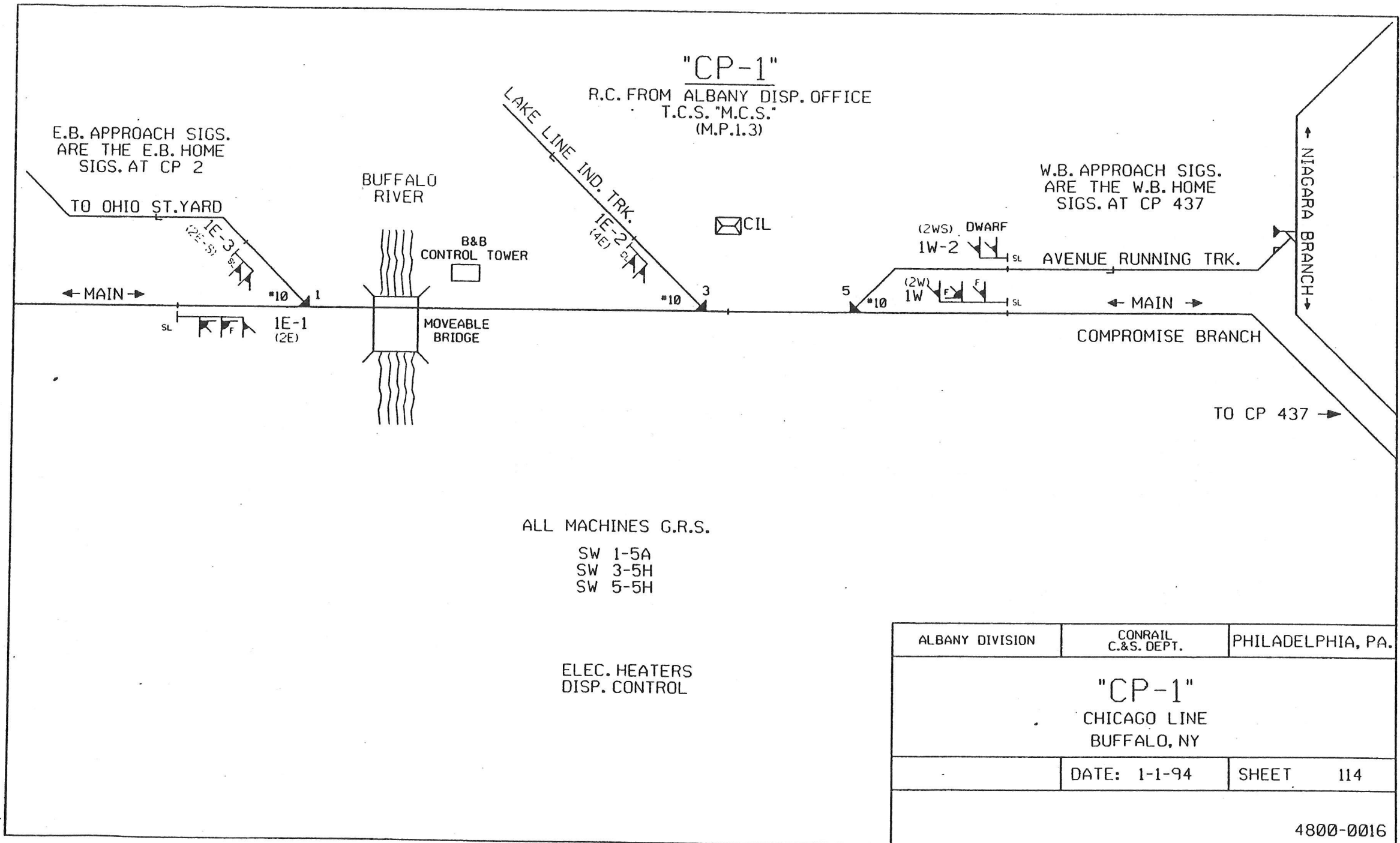
ALBANY DIVISION	CONRAIL C.&S. DEPT.	PHILADELPHIA, PA.
<p>"CP-434" CHICAGO LINE HARLEM AVE. - BUFFALO, NY</p>		
	DATE: 1-1-94	SHEET 112
4800-4345		



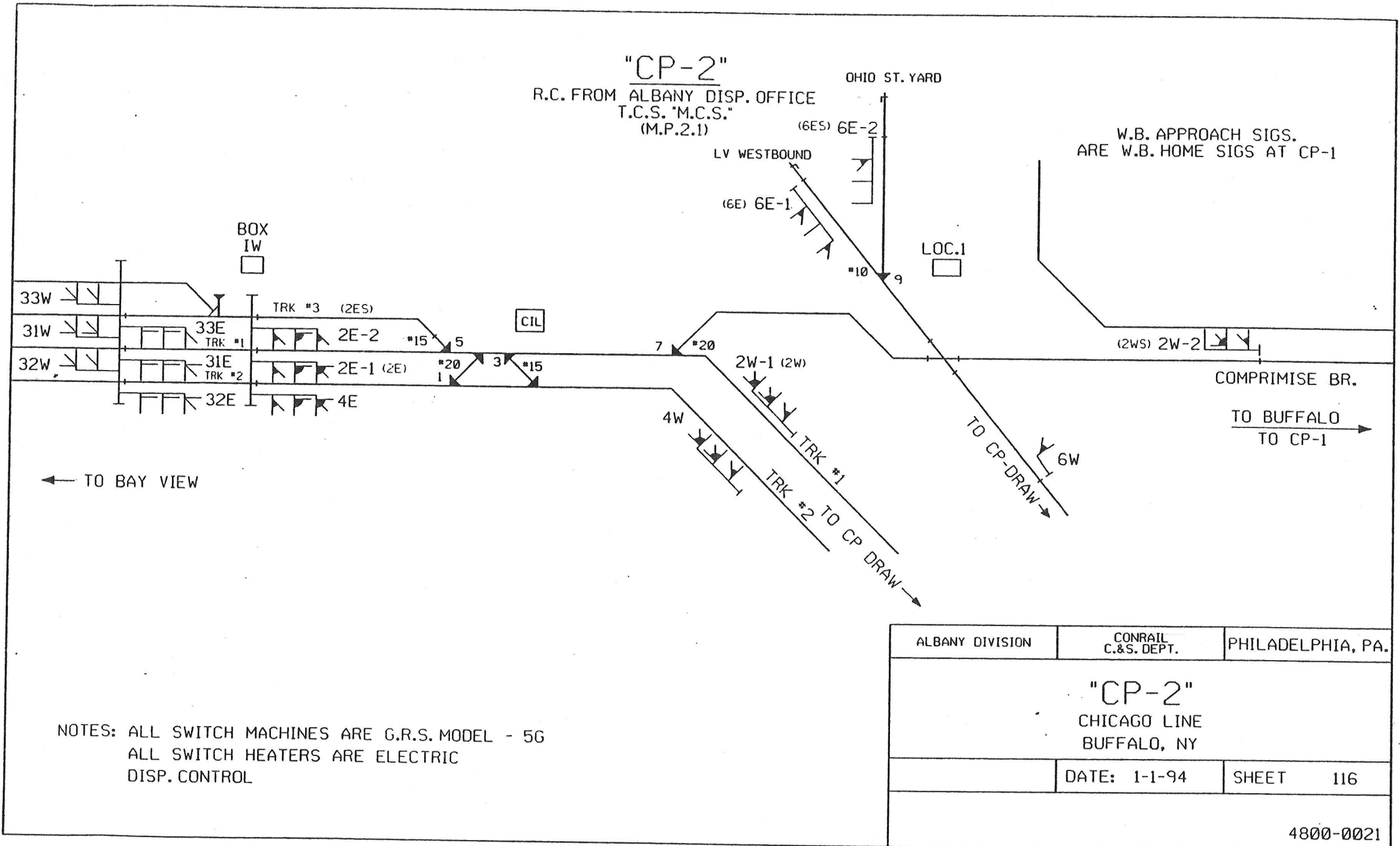
NOTES: SWITCHES 1A, 1B, & 5 ARE 5H
 ALL OTHER SWITCHES ARE GRS 5G
 ELEC. HEATERS
 DISP. CONTROL

ALBANY DIVISION	CONRAIL C.&S. DEPT.	PHILADELPHIA, PA.
"CP-437" CHICAGO LINE BUFFALO, NY		
	DATE: 1-1-94	SHEET 113

4800-4373



ALBANY DIVISION	CONRAIL C.&S. DEPT.	PHILADELPHIA, PA.
"CP-1" CHICAGO LINE BUFFALO, NY		
	DATE: 1-1-94	SHEET 114
4800-0016		



"CP-2"
 R.C. FROM ALBANY DISP. OFFICE
 T.C.S. "M.C.S."
 (M.P.2.1)

OHIO ST. YARD

W.B. APPROACH SIGS.
 ARE W.B. HOME SIGS AT CP-1

BOX
 IW

LOC.1

CIL

← TO BAY VIEW

COMPRIMISE BR.
 TO BUFFALO
 TO CP-1

ALBANY DIVISION	CONRAIL C.&S. DEPT.	PHILADELPHIA, PA.
"CP-2" CHICAGO LINE BUFFALO, NY		
	DATE: 1-1-94	SHEET 116

NOTES: ALL SWITCH MACHINES ARE G.R.S. MODEL - 5G
 ALL SWITCH HEATERS ARE ELECTRIC
 DISP. CONTROL

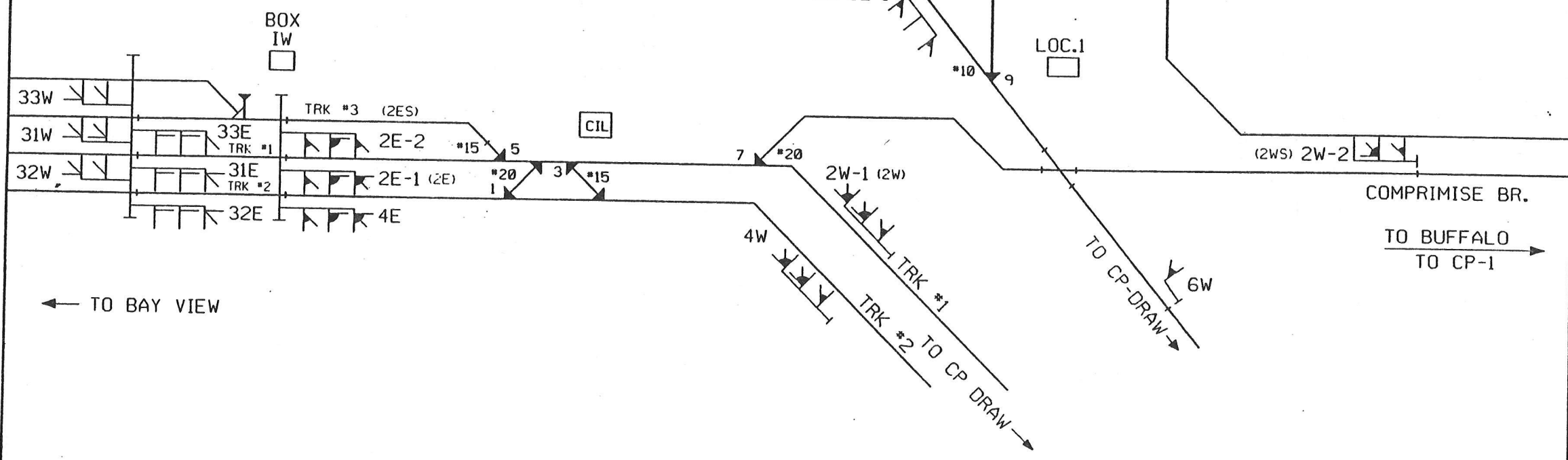
4800-0021

"CP-2"

R.C. FROM ALBANY DISP. OFFICE
T.C.S. "M.C.S."
(M.P.2.1)

OHIO ST. YARD

W.B. APPROACH SIGS.
ARE W.B. HOME SIGS. AT CP-1



NOTES: ALL SWITCH MACHINES ARE G.R.S. MODEL - 5G
ALL SWITCH HEATERS ARE ELECTRIC
DISP. CONTROL

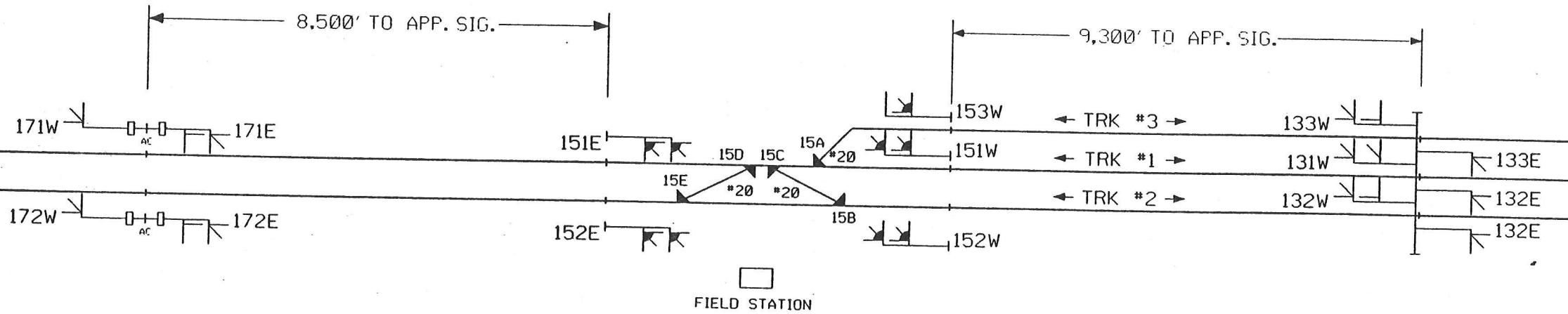
ALBANY DIVISION	CONRAIL C.&S. DEPT.	PHILADELPHIA, PA.
<p>"CP-2" CHICAGO LINE BUFFALO, NY</p>		
	DATE: 1-1-94	SHEET 116
4800-0021		

WESTWARD
CLEVELAND

"CP-15"

CONTROL POINT DISPATCHERS OFFICE PITTSBURGH
(M.P.15.5)

EASTWARD
BUFFALO



FIELD STATION

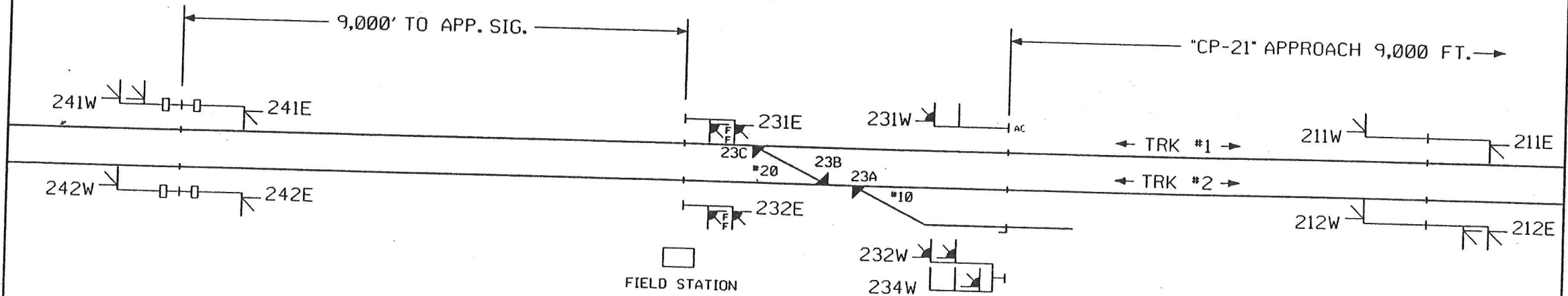
ALBANY DIVISION	CONRAIL C.&S. DEPT.	PHILADELPHIA, PA.
<p>"CP-15" CHICAGO LINE NORTH EVANS, NY</p>		
DATE: 1-1-95		SHEET 117
(EMERGENCY CONTROL PANEL)		3500-0155

WESTWARD
CLEVELAND

"CP-23"

CONTROL POINT DISPATCHERS OFFICE PITTSBURGH
(M.P.23.0)

EASTWARD
BUFFALO



NOTES: 23A SWITCH MACHINE IS 5C
23B & B SWITCH MACHINES ARE 5G
ALL SIGNALS ARE AC

(EMERGENCY CONTROL PANEL)

ALBANY DIVISION	CONRAIL C.&S. DEPT.	PHILADELPHIA, PA.
<h2>"CP-23"</h2> <p>CHICAGO LINE ANGOLA, NY</p>		
DATE: 1-1-95		SHEET 118
		3500-0230

WESTWARD
CLEVELAND

"CP-31"

CONTROL POINT DISPATCHERS OFFICE PITTSBURGH
(M.P.30.8)

EASTWARD
BUFFALO

8,850' TO APP. SIG. "CP 32"

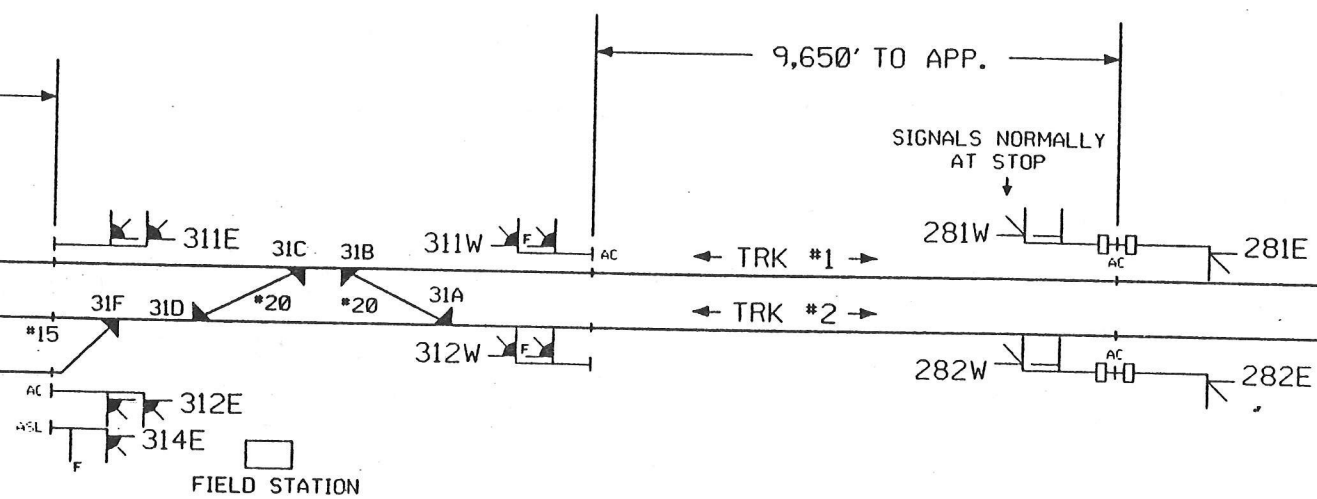
9,650' TO APP.

SIGNALS NORMALLY
AT STOP

← TRK #1 →

← TRK #2 →

← SIDING →



NOTE: ALL SWITCH MACHINES ARE 5H.

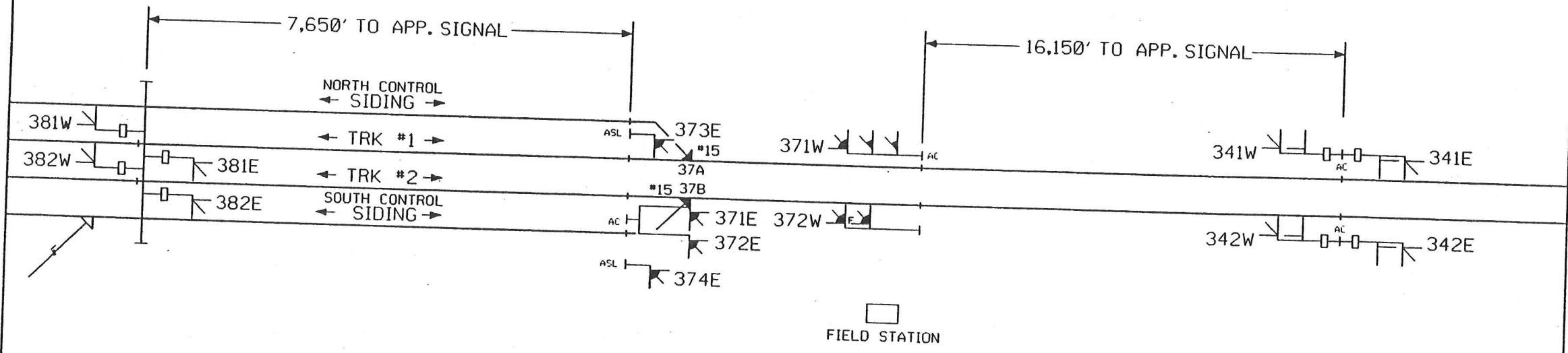
(EMERGENCY CONTROL PANEL)

ALBANY DIVISION	CONRAIL C.&S. DEPT.	PHILADELPHIA, PA.
<p>"CP-31"</p> <p>CHICAGO LINE</p> <p>SILVER CREEK, NY</p>		
DATE: 1-1-95		SHEET 119
		3500-0311

WESTWARD
CLEVELAND

"CP 37"
CONTROL POINT DISPATCHERS OFFICE PITTSBURGH
(M.P.37.0)

EASTWARD
BUFFALO



NOTE: 37A & B SWITCH MACHINES ARE 5G

(EMERGENCY CONTROL PANEL)

ALBANY DIVISION	CONRAIL C.&S. DEPT.	PHILADELPHIA, PA.
<p>"CP-37" CHICAGO LINE DUNKIRK, NY</p>		
	DATE: 1-1-95	SHEET 120
		3500-0370

← WESTWARD
CLEVELAND

"CP-39"

CONTROLLED FROM DISPATCHERS OFFICE PITTSBURGH
(M.P.40.1)

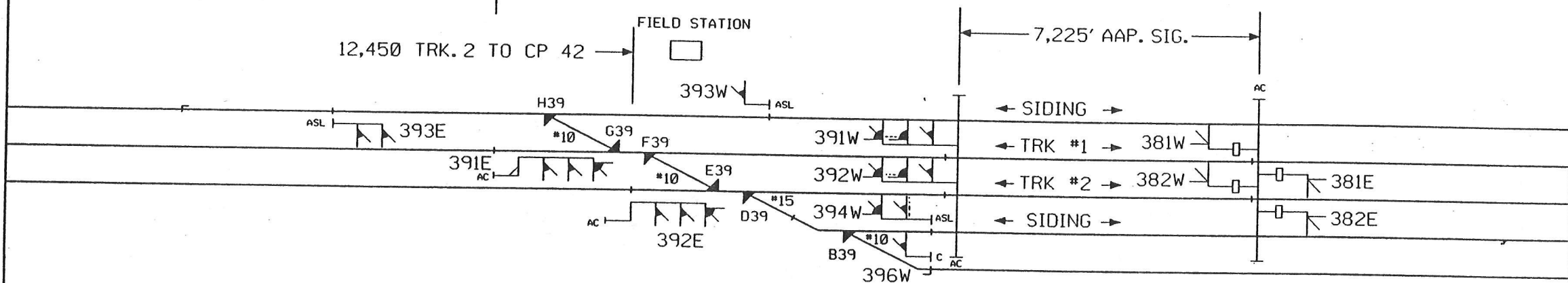
EASTWARD →
BUFFALO

12,120 TRK.1 TO CP 42 →

12,450 TRK.2 TO CP 42 →

FIELD STATION

7,225' AAP. SIG.



NOTE: ALL SWITCH MACHINES ARE 5G

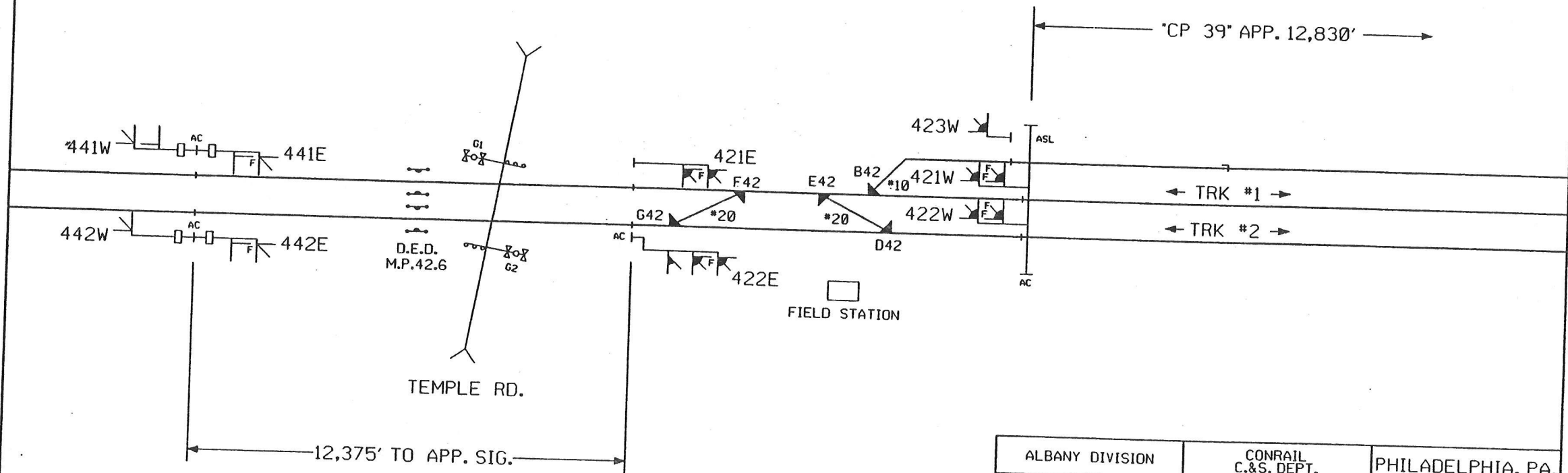
(EMERGENCY CONTROL PANEL)

ALBANY DIVISION	CONRAIL C.&S. DEPT.	PHILADELPHIA, PA.
<p>"CP-39"</p> <p>CHICAGO LINE</p> <p>DUNKIRK, NY</p>		
	DATE: 1-1-95	SHEET 121
		3500-0401

WESTWARD
CLEVELAND

"CP-42"
CONTROLLED FROM DISPATCHERS OFFICE PITTSBURGH
(M.P.42.0)

EASTWARD
BUFFALO



NOTES: 42B, D & E SWITCH MACHINES ARE 5G
42F & G SWITCH MACHINES ARE 5H

(EMERGENCY CONTROL PANEL)

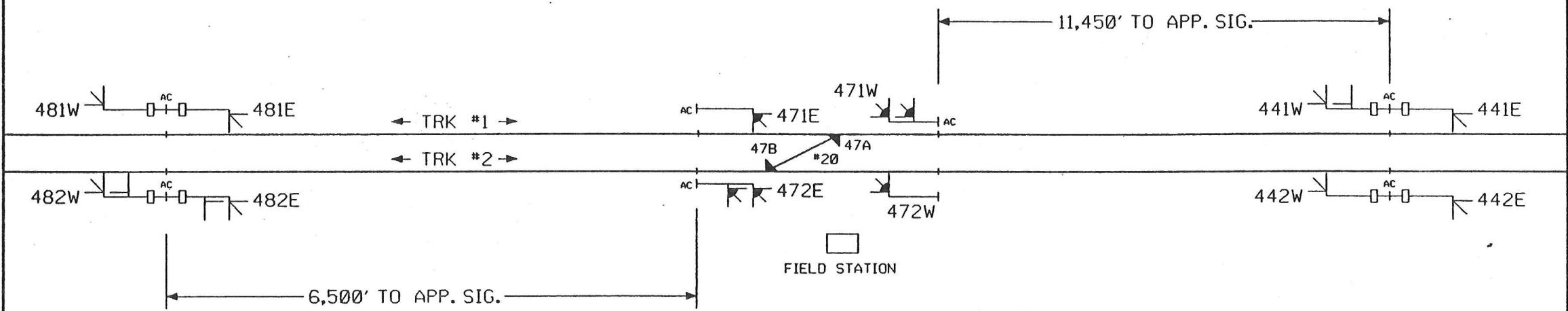
ALBANY DIVISION	CONRAIL C.&S. DEPT.	PHILADELPHIA, PA.
<p>"CP-42" CHICAGO LINE CANADAWAY, NY</p>		
DATE: 1-1-95		SHEET 122
3500-0425		

"CP-47"

CONTROL POINT DISPATCHERS OFFICE PITTSBURGH
(M.P.47.2)

WESTWARD
CLEVELAND

EASTWARD
BUFFALO



NOTE: ALL SWITCH MACHINES ARE 5G

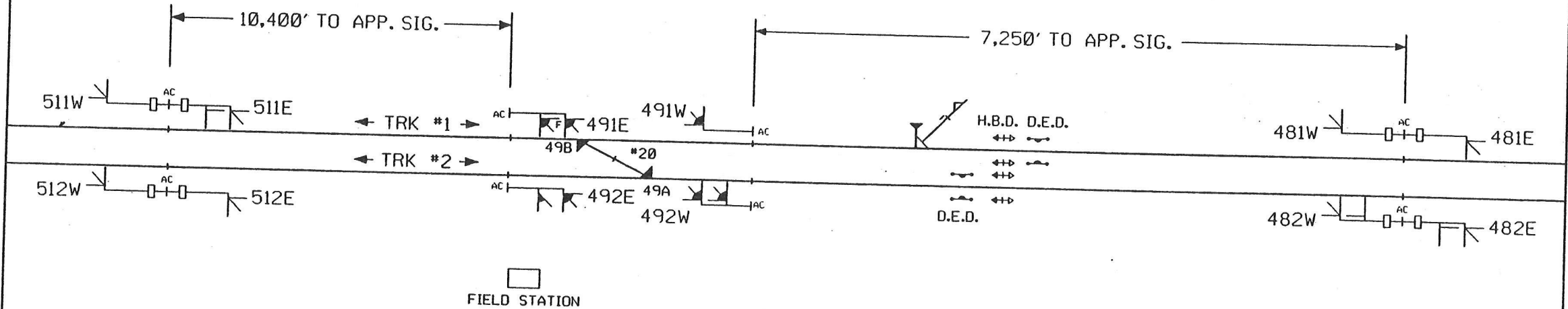
(EMERGENCY CONTROL PANEL)

ALBANY DIVISION	CONRAIL C.&S. DEPT.	PHILADELPHIA, PA.
<p>"CP-47" CHICAGO LINE NORTH EVANS, NY</p>		
	DATE: 1-1-95	SHEET 123
		3500-0472

WESTWARD
CLEVELAND

"CP-49"
(M.P.50.0)

EASTWARD
BUFFALO



NOTES: 49A SWITCH MACHINE IS 5G
49B SWITCH MACHINE IS 5H

(EMERGENCY CONTROL PANEL)

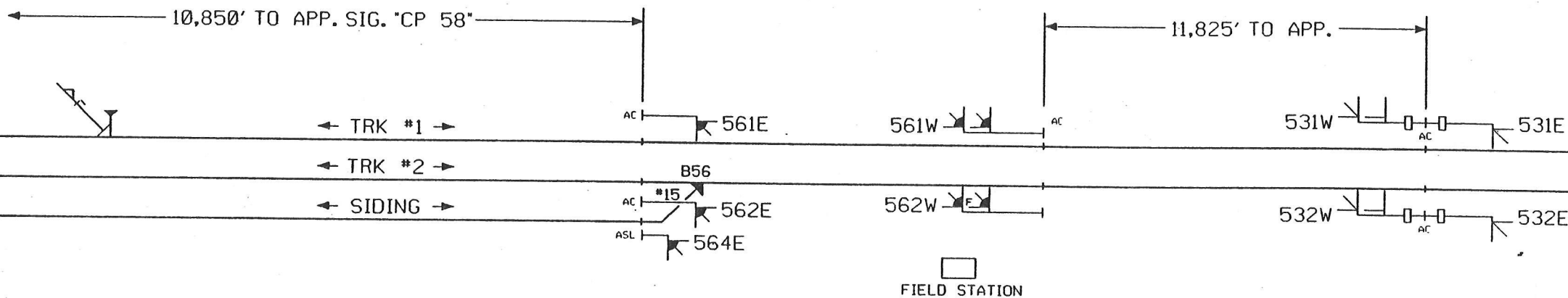
ALBANY DIVISION	CONRAIL C.&S. DEPT.	PHILADELPHIA, PA.
<p>"CP-49" CHICAGO LINE BROCTON, NY</p>		
	DATE: 1-1-95	SHEET 124
		3500-0500

WESTWARD
CLEVELAND

"CP-56"

CONTROL POINT DISPATCHERS OFFICE PITTSBURGH
(M.P.56.2)

EASTWARD
BUFFALO



NOTE: B SWITCH MACHINE IS 5G

(FLEETING UNIT)

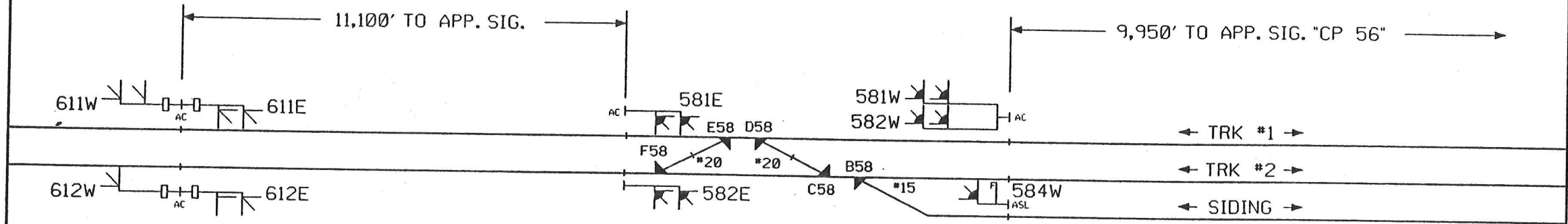
ALBANY DIVISION	CONRAIL C.&S. DEPT.	PHILADELPHIA, PA.
<p>"CP-56"</p> <p>CHICAGO LINE</p> <p>WESTFIELD, NY</p>		
	DATE: 1-1-95	SHEET 125
		3500-0563

WESTWARD
CLEVELAND

"CP-58"

CONTROL POINT DISPATCHERS OFFICE PITTSBURGH
(M.P.58.2)

EASTWARD
BUFFALO



FIELD STATION

NOTES: B & D SWITCH MACHINES ARE 5G
C, E, & F SWITCH MACHINES ARE 5H

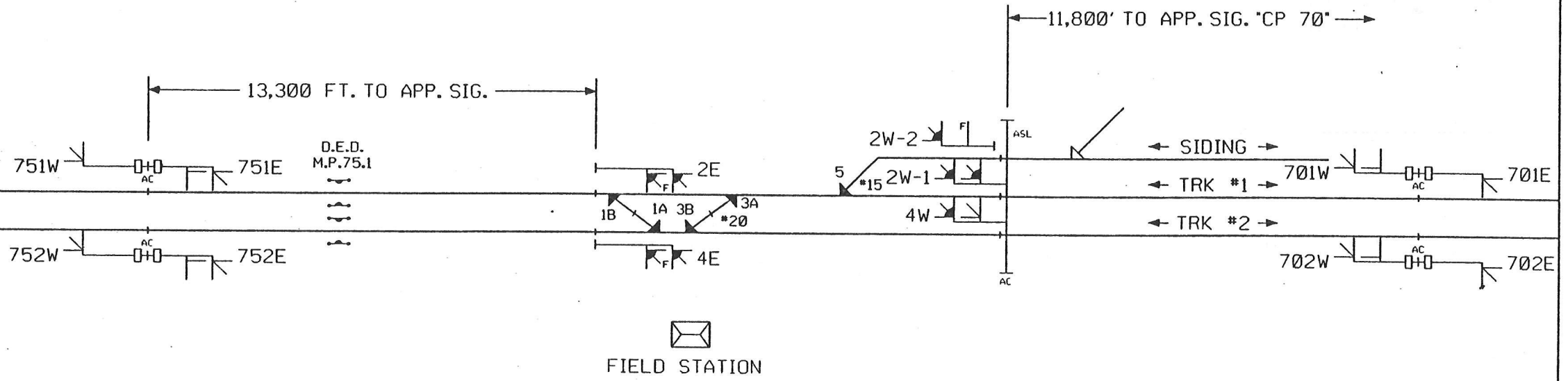
(EMERGENCY CONTROL PANEL)

ALBANY DIVISION	CONRAIL C.&S. DEPT.	PHILADELPHIA, PA.
<p>"CP-58"</p> <p>CHICAGO LINE</p> <p>WESTFIELD, NY</p>		
	DATE: 1-1-95	SHEET 126
		3500-0583

WESTWARD
CLEVELAND

"CP-73"
CONTROL POINT DISPATCHERS OFFICE PITTSBURGH
(M.P.73.3)

EASTWARD
BUFFALO



FIELD STATION

NOTE: ALL SWITCH MACHINES ARE 5G
HVLC CODE SYSTEM

(EMERGENCY CONTROL PANEL)

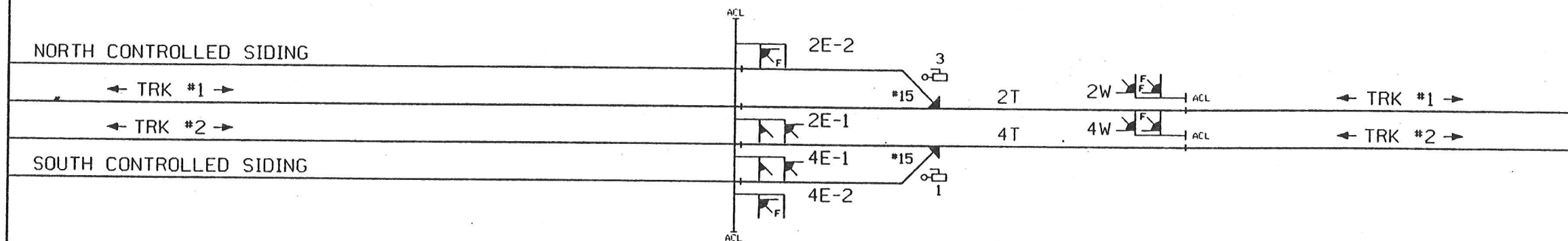
ALBANY DIVISION	CONRAIL C.&S. DEPT.	PHILADELPHIA, PA.
<p>"CP-73" CHICAGO LINE NORTH EAST, PA</p>		
	DATE: 1-1-95	SHEET 127
		3500-0733

"CP-83"

CONTROLLED FROM DISPATCHERS OFFICE, PITTSBURGH
(M.P.83.0)

WESTWARD
CLEVELAND

EASTWARD
BUFFALO



NOTES: ALL SWITCH MACHINES AREGRS MODEL 5H
HVLC - CODE SYSTEM

ALBANY DIVISION	CONRAIL C.&S. DEPT.	PHILADELPHIA, PA.
<p>"CP-83" CHICAGO LINE WESLEYVILLE, PA</p>		
	DATE: 1-1-95	SHEET 128
3500-0830		

DIVISION OF EXPENSE (C.C. 19970)

MAINTENANCE
 CONRAIL 93.58%
 6.42%

WESTWARD
 CLEVELAND

EASTWARD
 BUFFALO

ERIE CITY IRON WORKS

TO EAST LAKE YD.
 S
 SLA
 1E

5W

5E

FIELD STATION

11,250' APP. SIG.

500'

NORTH RUNNER

JB85

3E-2

871W

872W

871E

872E

42 RUNNER

3E-1

2E

4E

*10

J85A

*10

G85

*20

H85

F85

*10

6

*20

C85

E85

B85

*10

A85

*15

D85

*10

1W

2W

4W

*10

8W

3W

SWITCHING LEAD

2W

← TRK #1 →

← TRK #2 →

← SIDING →

ASL

ASL

ASL

ASL

ASL

ASL

ASL

ASL

ASL

ASL

ASL

ASL

ASL

ASL

"CP-85"
 (M.P.85.6)

"CP-83"
 (M.P.83.0)

10,025' APP. SIG.

CONTROL POINT DISPATCHERS OFFICE PITTSBURGH

ALBANY DIVISION	CONRAIL C.&S. DEPT.	PHILADELPHIA, PA.
-----------------	------------------------	-------------------

"CP-85"
 CHICAGO LINE
 ERIE, PA

DATE: 1-1-95 SHEET 129

NOTES: ALL MACHINES - WITH ALLEN BRADLEY CONTROLLERS IN CABIN
 A, B & C SWITCH MACHINES ARE 5E
 D, E, F, G, JA, JB & #6 SWITCH MACHINES ARE 5A
 H SWITCH MACHINE IS 5F

(EMERGENCY CONTROL PANEL)

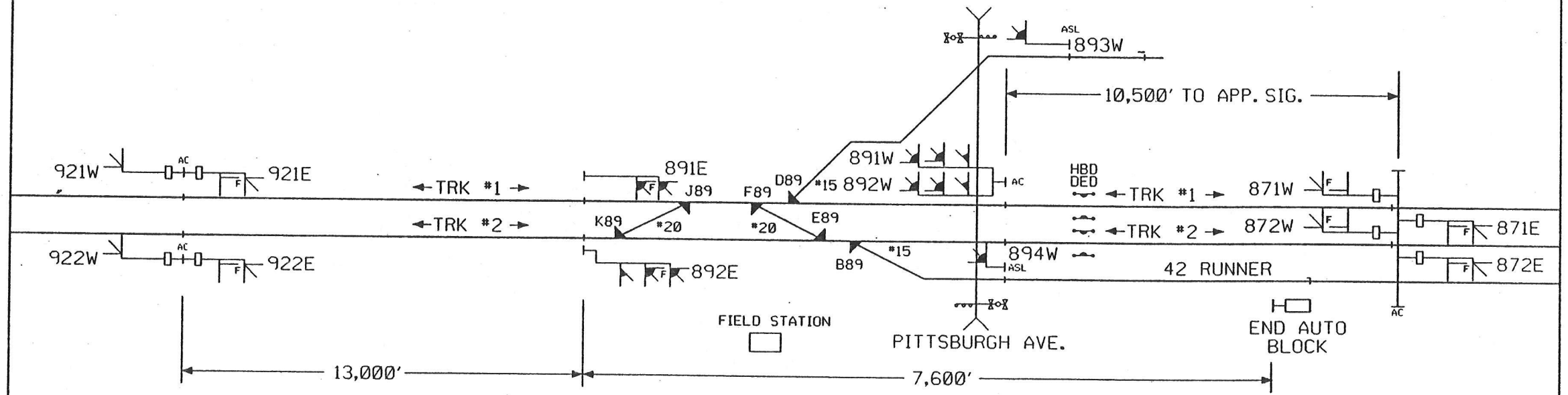
3500-0856

WESTWARD
CLEVELAND

"CP-89"

CONTROLLED FROM DISPATCHERS OFFICE PITTSBURGH
(M.P.89.7)

EASTWARD
BUFFALO



NOTES: B, F, J & K SWITCH MACHINES ARE 5G
D SWITCH MACHINE IS 5G
E SWITCH MACHINE IS 5H

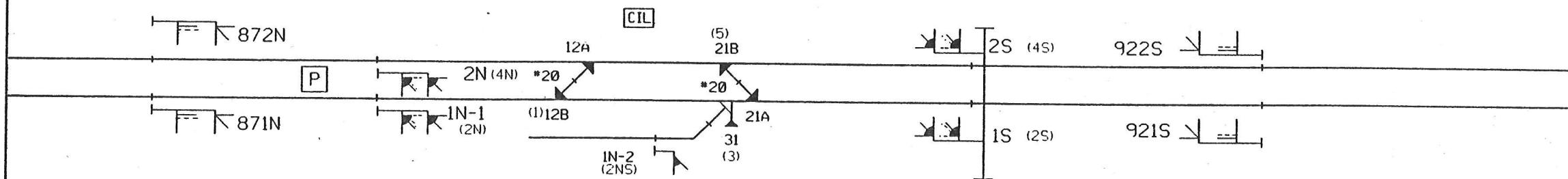
(EMERGENCY CONTROL PANEL)

ALBANY DIVISION	CONRAIL C.&S. DEPT.	PHILADELPHIA, PA.
<p>"CP-89" CHICAGO LINE DOCK JCT., PA</p>		
	DATE: 1-1-95	SHEET 130
		3500-0897

SOUTHWARD
POUGHKEEPSIE

"CP-89"
CONTROLLED FROM SELKIRK
T.C.S. 4000
(M.P.89.8)

NORTHWARD
RENSSELAER



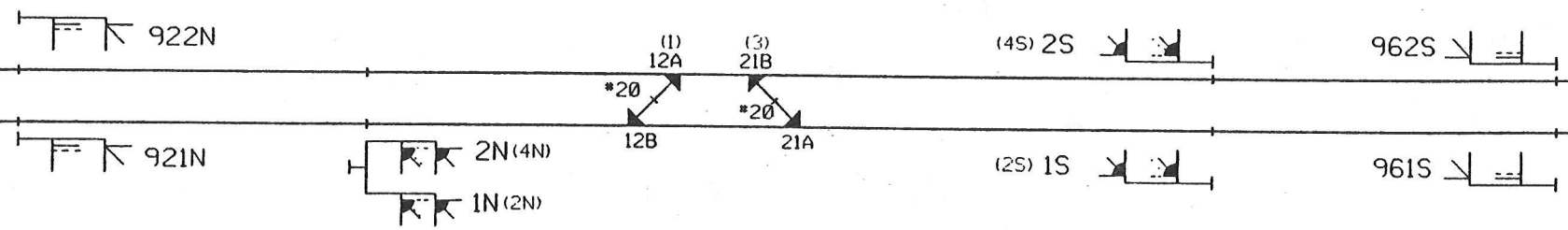
NOTES: #3 SW. - MODEL 9 W/MODEL 10 ELEC. LOCK (GRS)
#1 SWS. GRS 5F LEFT HAND
#5 SW GRS 5C L.H.
ELECTRIC SW HEATERS

ALBANY DIVISION	CONRAIL C. & S. DEPT.	PHILADELPHIA, PA.
<p>"CP-89" HUDSON LINE RHINECLIFF, NY</p>		
	DATE: 1-1-94	SHEET 131
9100-0898		

"CP-94"
 CONTROLLED FROM SELKIRK
 T.C.S. 4000
 (M.P. 94.2)

← POUGHKEEPSIE
 SOUTHWARD

NORTHWARD
 → RENSSELAER



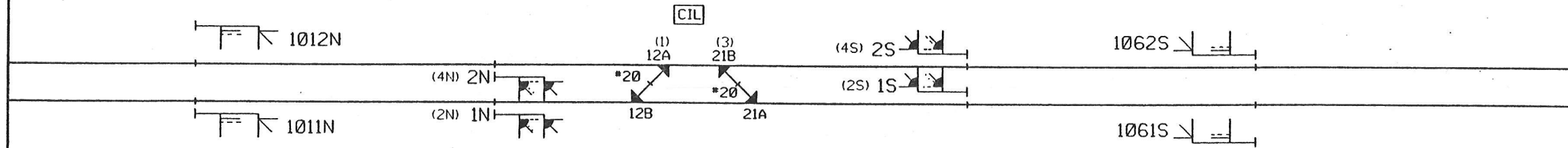
NOTES: SWS *1 GRS MODEL 5F.
 *3 SW GRS 5C
 ELECTRIC SW HEATERS

ALBANY DIVISION	CONRAIL C. & S. DEPT.	PHILADELPHIA, PA.
"CP-94" HUDSON LINE BARRYTOWN, NY		
	DATE: 1-1-94	SHEET 132
9100-0943		

SOUTHWARD
POUGHKEEPSIE

"CP-103"
CONTROLLED FROM SELKIRK
T.C.S. 4000
(M.P.103.8)

NORTHWARD
RENSSELAER



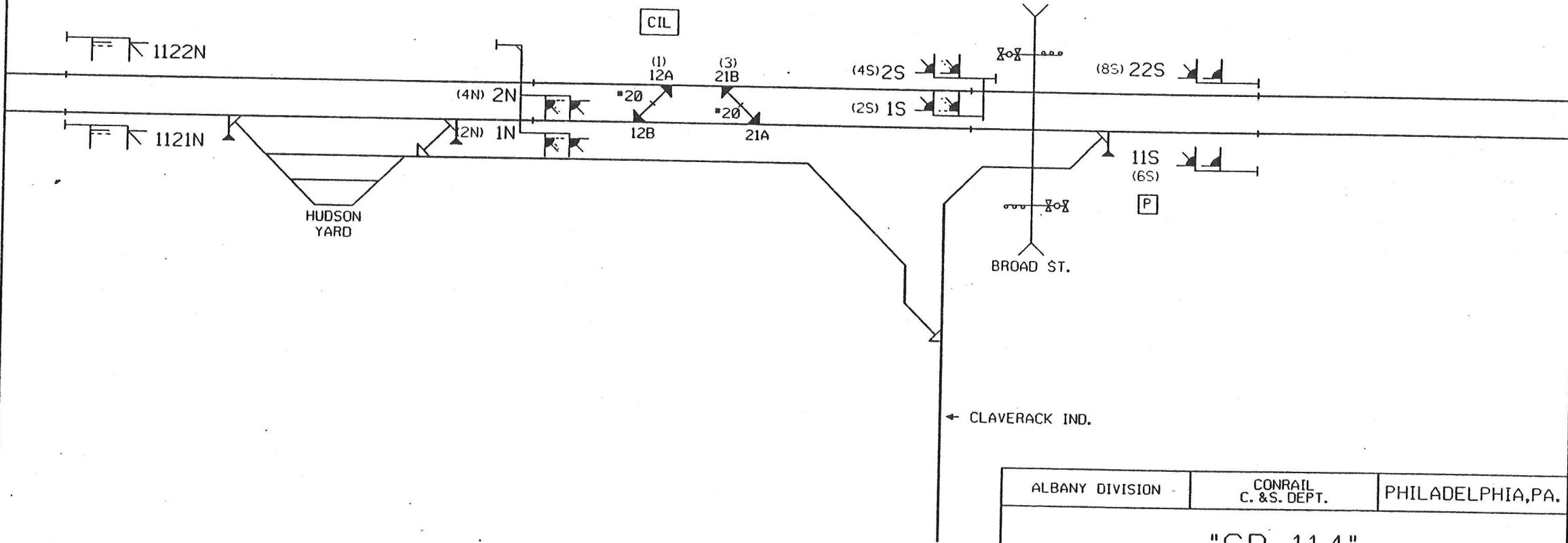
NOTES: SWS 1 & 3 GRS MODEL 5.
ELECTRIC SW HEATERS

ALBANY DIVISION	CONRAIL C. & S. DEPT.	PHILADELPHIA, PA.
"CP-103" HUDSON LINE GERMANTOWN, NY		
	DATE: 1-1-94	SHEET 133
9100-1038		

SOUTHWARD
POUGHKEEPSIE

"CP-114"
CONTROLLED FROM SELKIRK
T.C.S. 4000
(M.P.114.1)

"CP-115"
NORTHWARD
RENSSELAER

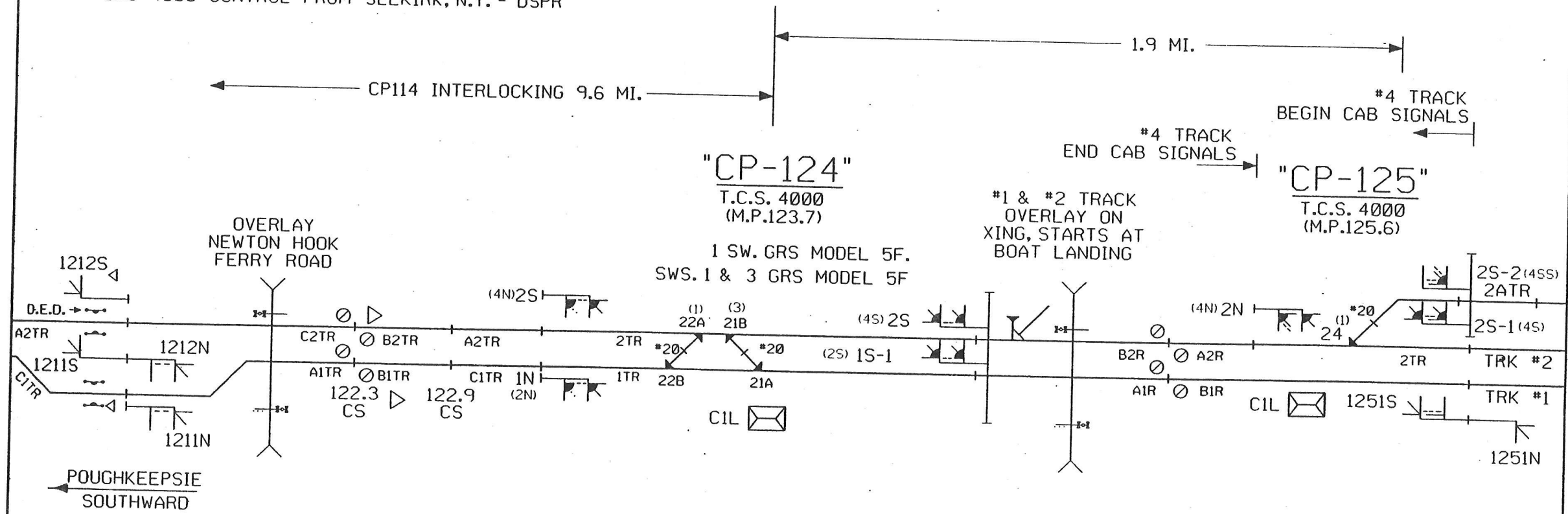


NOTES: SWS 12 & 21 GRS MODEL 5F.
SIGNALS 6S & 8S - CONTROLLED SIGNALS HARDWIRE OUT OF CP114
HOLD OUT SIGNALS FOR HUDSON STATION.
ELECTRIC SW HEATERS

ALBANY DIVISION	CONRAIL C. & S. DEPT.	PHILADELPHIA, PA.
"CP-114" HUDSON LINE HUDSON, NY		
	DATE: 1-1-94	SHEET 134
9100-1141		

NOTE: CP. 125 & 124
 ALL RELAY INTERLOCKINGS IN SERVICE 9-27-80
 SAFETRAN MANUAL CONTROL UNIT
 GRS 5F DUAL-CONTROL SWITCH MACHINES
 GRS SA1 SEARCHLIGHT SIGNALS
 GRS 4000 CONTROL FROM SELKIRK, N.Y. - DSPR

CP-125 - PROPANE HEATERS
 CP-124 - 220 ELECTRIC HEATERS

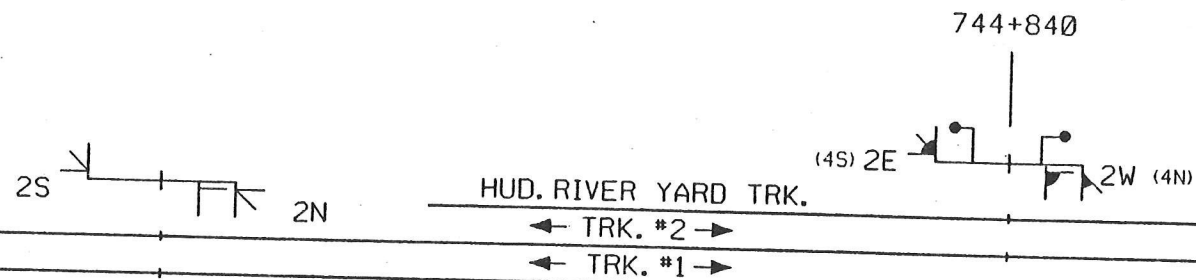


NOTE: #13 SW. @ 124 ELIMINATED ALONG WITH TRK. 3 TO DIVIDE
 12/87 UNDER AFE UV92 & UV93
 TCS & CAB SIGNALS #1 & #2 TRACKS

ALBANY DIVISION	CONRAIL C. & S. DEPT.	PHILADELPHIA, PA.
"CP-124" & "CP-125" HUDSON LINE & SELKIRK BRANCH STYVESANT, NY		
	DATE: 1-1-94	SHEET 135
		CP-124 9100-1237 CP-125 9100-1256

"CP-141"

REMOTE CONTROLLED FROM L.A.B.
(M.P.142.0)

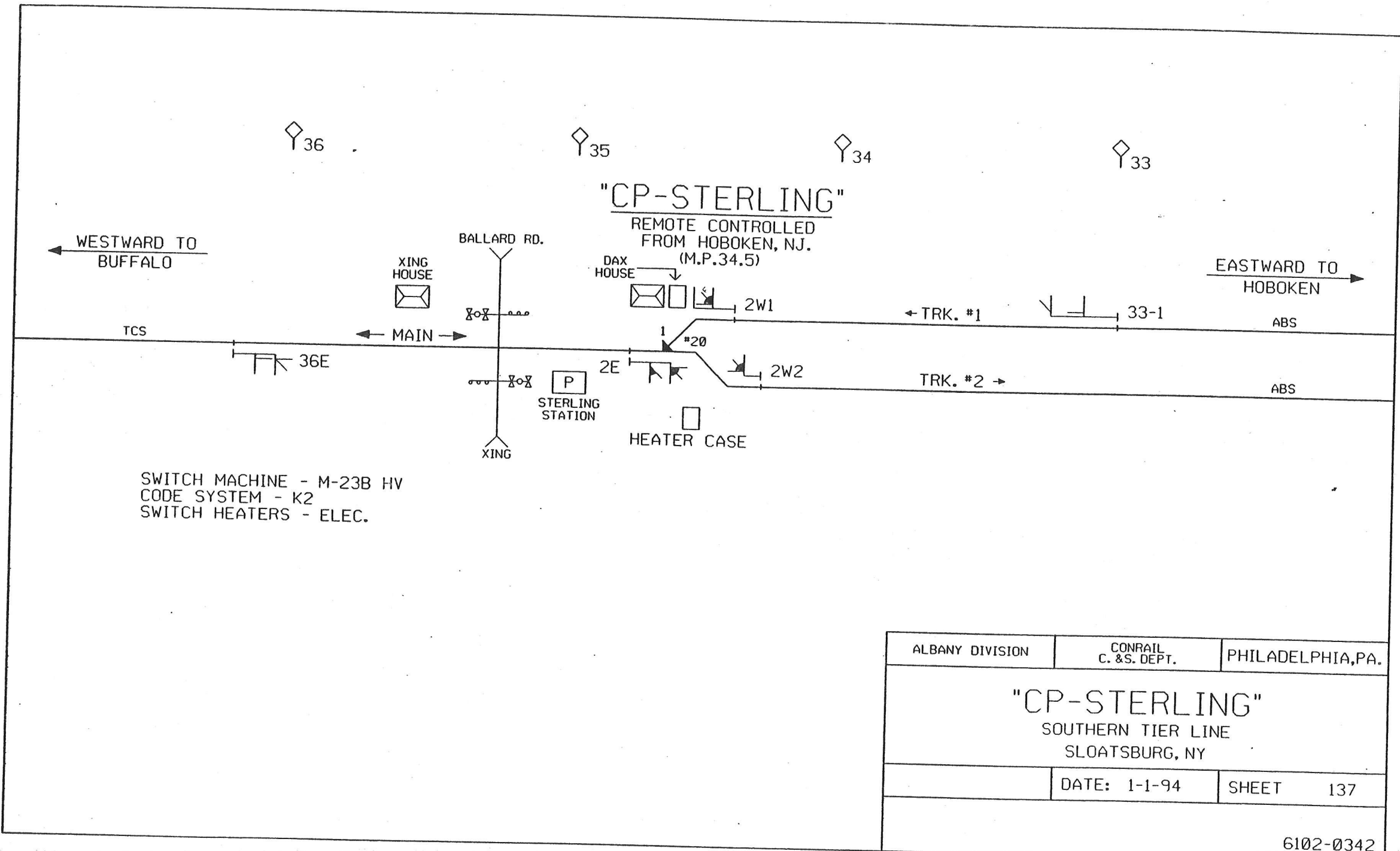


← SOUTHWARD
POUGHKEEPSIE

NORTHWARD →
CP. 1 RENNELAER

NOTES: FOR SOUTHBOUND. APP.
SIGNALS SEE C.P.142 (SH.1)
ELECTRIC SW HEATERS

ALBANY DIVISION	CONRAIL C. & S. DEPT.	PHILADELPHIA, PA.
"CP-141" HUDSON LINE RENNELAER, NY		
	DATE: 1-1-94	SHEET 136
4700-1411		




ALBANY DIVISION	CONRAIL C. & S. DEPT.	PHILADELPHIA, PA.
"CP-STERLING" SOUTHERN TIER LINE SLOATSBURG, NY		
	DATE: 1-1-94	SHEET 137
6102-0342		

"CP-HARRIMAN"
 R.C. FROM HOBOKEN, N.J.
 (M.P.45.0)

WESTWARD

EASTWARD TO
 HOBOKEN

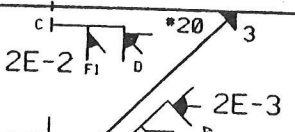


SOUTHERN TIER LINE



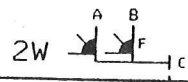
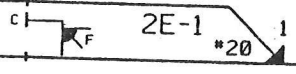
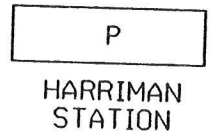
15,060'

ALL SWITCH MACHINES - M-23B LV
 CODE SYSTEM - K2
 SIGNALS - COLORLIGHT
 SWITCH HEATERS - PROPANE

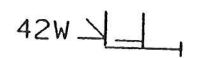


HARRIMAN INDUSTRIAL

PROPANE



TCS



12,560'

SW #1 - 39'
 SW #3 - 39'

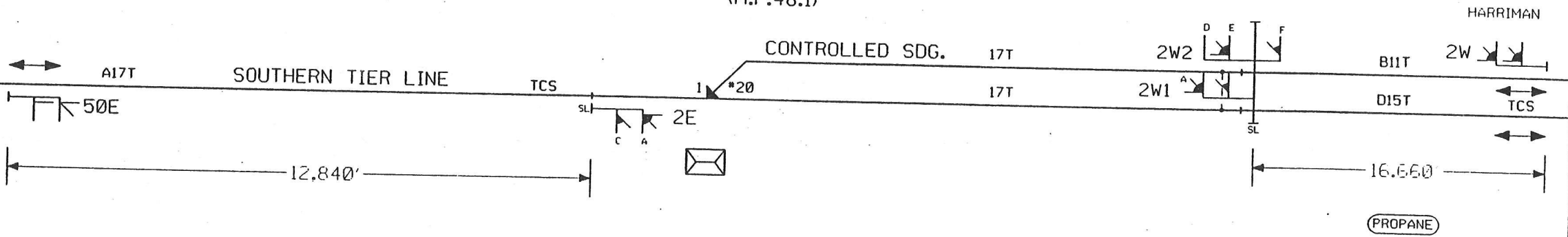
ALBANY DIVISION	CONRAIL C. & S. DEPT.	PHILADELPHIA, PA.
"CP-HARRIMAN" SOUTHERN TIER LINE HARRIMAN, NY		
	DATE: 1-1-94	SHEET 138
6103-0450		

WESTWARD

"CP-CENTRAL VALLEY"

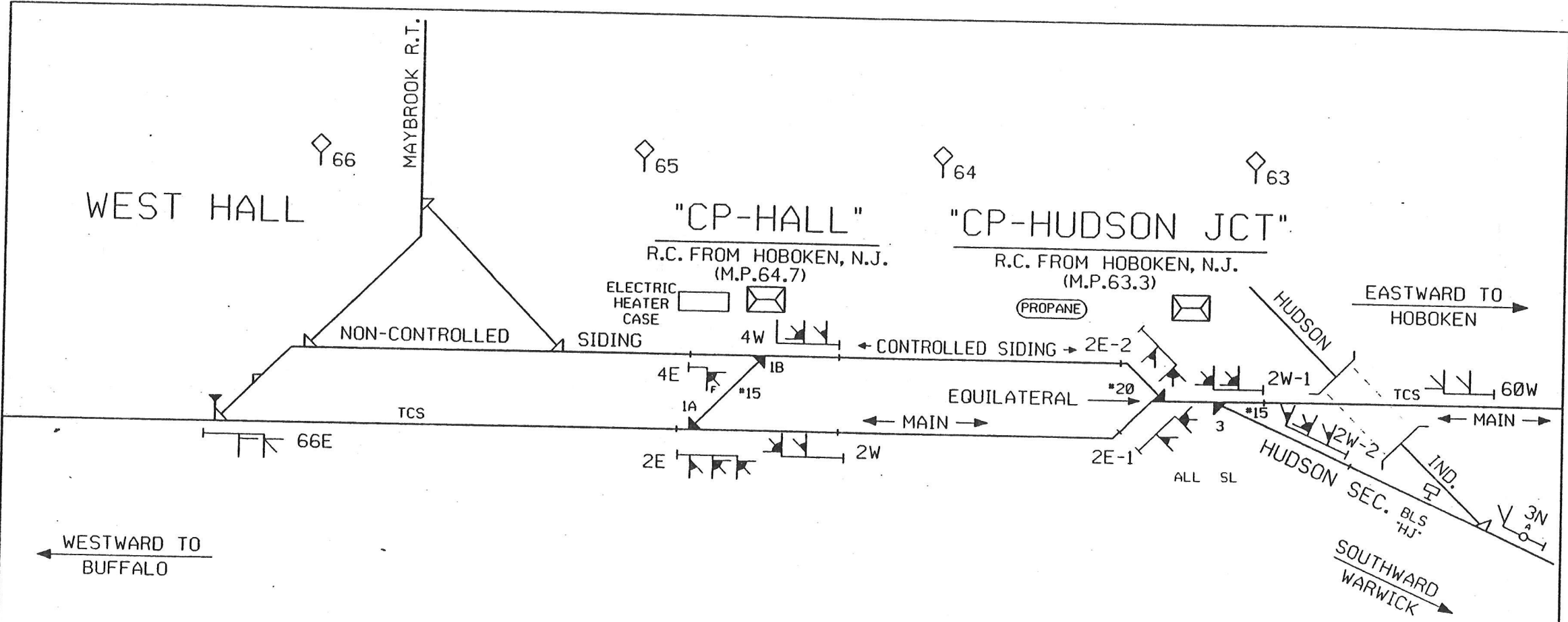
REMOTE CONTROLLED
FROM HOBOKEN, NJ.
(M.P.48.1)

EASTWARD TO
HOBOKEN



SWITCH MACHINE - M-23B L.V.
 CODE SYSTEM - K-2
 SWITCH HEATERS - PROPANE GAS
 SIGNALS - SEARCHLIGHT "SA"

ALBANY DIVISION	CONRAIL C. & S. DEPT.	PHILADELPHIA, PA.
<h2>"CP-CENTRAL VALLEY"</h2> <p>SOUTHERN TIER LINE CENTRAL VALLEY, NY</p>		
DATE: 1-1-94		SHEET 139
6103-0481		



SWITCH MACHINES - M-23B HV
 CODE SYSTEM - K-2
 SIGNALS "E.HALL" - SEARCHLIGHT "SA"
 SIGNALS "HALL" - TYPE "G"
 SWITCH HEATERS "E.HALL" - PROPANE
 SWITCH HEATERS "HALL" - ELEC.

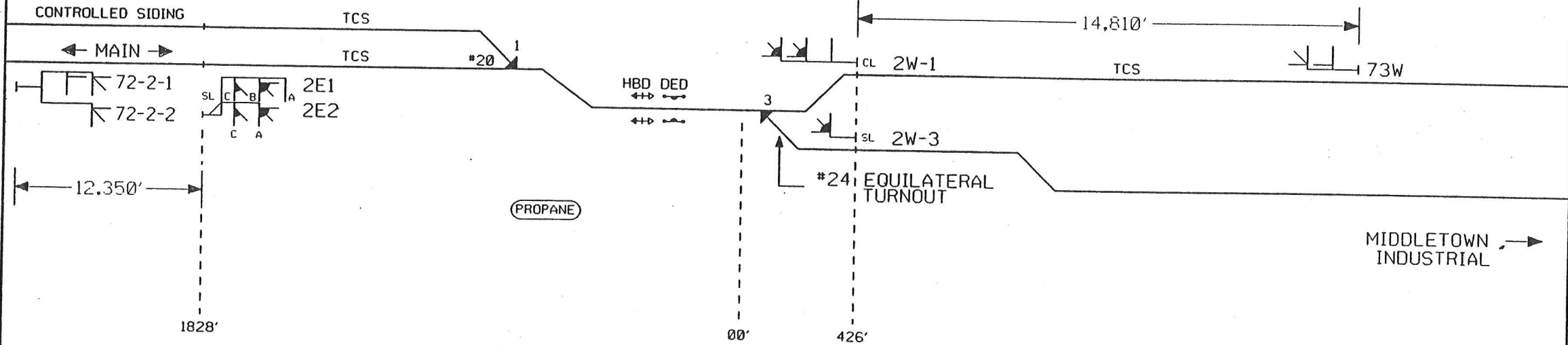
ALBANY DIVISION	CONRAIL C. & S. DEPT.	PHILADELPHIA, PA.
"CP-HUDSON JCT & CP-HALL" SOUTHERN TIER LINE CAMPBELL HALL, NY		
	DATE: 1-1-94	SHEET 140
CP-HALL 6103-0647 CP-HUDSON JCT 6103-0633		

"CP-HOWELLS"

R.C. FROM HOBOKEN N.J.
(M.P.66.4)

← WESTWARD
TO BUFFALO

EASTWARD
TO HOBOKEN →



SWITCH MACHINE - GRS 5C L.V.
SIGNALS - SEARCHLIGHT "SA"
HEATERS - PROPANE
CODE - K2

(PROPANE)

MIDDLETOWN INDUSTRIAL →

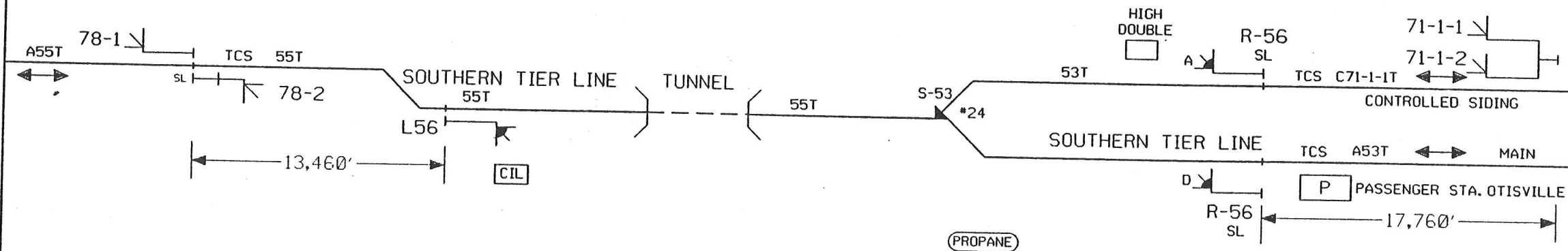
ALBANY DIVISION	CONRAIL C. & S. DEPT.	PHILADELPHIA, PA.
<h2>"CP-HOWELLS"</h2> <p>SOUTHERN TIER LINE HOWELLS, NY</p>		
DATE: 1-1-94		SHEET 141
6102-0690		

"CP-OV"

REMOTE CONTROLLED
FROM HOBOKEN, NJ.
(M.P.74.0)

WESTWARD TO
BUFFALO

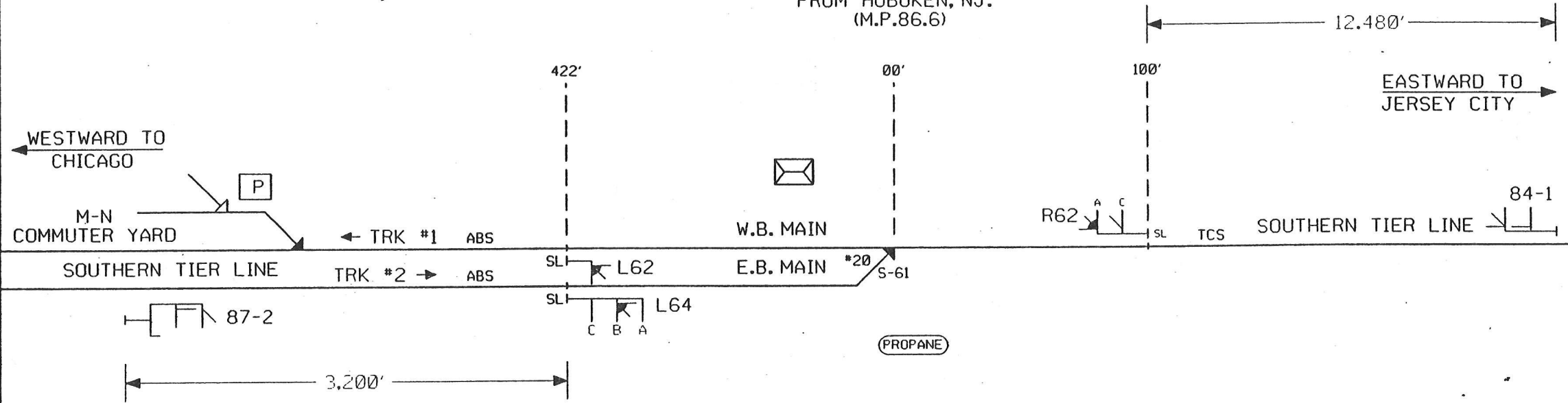
EASTWARD TO
HOBOKEN



SWITCH MACHINE - M-23B LV
HEATERS - PROPANE GAS
SIGNALS - L56 - TYPE "H"
R56 - TYPE "SA"
CODE - K-2

ALBANY DIVISION	CONRAIL C. & S. DEPT.	PHILADELPHIA, PA.
<p>"CP-OV" SOUTHERN TIER LINE OTISVILLE, NY</p>		
DATE: 1-1-94		SHEET 142
6102-0755		

CP-"BC"
 REMOTE CONTROLLED
 FROM HOBOKEN, NJ.
 (M.P.86.6)



SWITCH MACHINE - 5C L.V.
 HEATERS - PROPANE GAS
 SIGNALS - TYPE "SA"
 CODE - K-2
 END CODE LINE

ALBANY DIVISION	CONRAIL C. & S. DEPT.	PHILADELPHIA, PA.
<p>"CP-BC" SOUTHERN TIER LINE PORT JERVIS, NY</p>		
DATE: 1-1-94		SHEET 143
6102-0867		

89

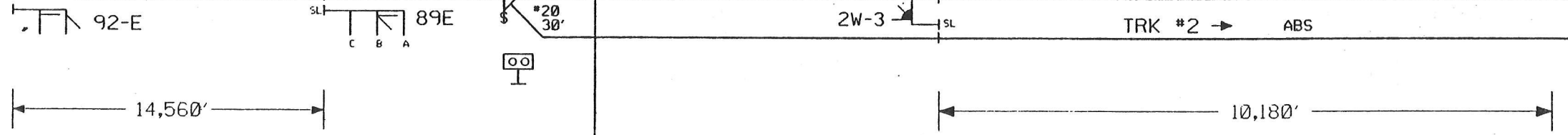
"CP-SPARROW"

REMOTE CONTROLLED
FROM SELKIRK, N.Y.
(M.P.89.9)

WESTWARD

EASTWARD

SOUTHERN TIER LINE TCS



SWITCH MACHINE - S-20
CODE SYSTEM - 504B
SIGNALS - TYPE "H"
HEATERS - PROPANE GAS
END CODE LINE FLU AT CP-NOBODY

ALBANY DIVISION	CONRAIL C. & S. DEPT.	PHILADELPHIA, PA.
<h2>"CP-SPARROW"</h2> <p>SOUTHERN TIER LINE SPARROWBUSH, NY</p>		
	DATE: 1-1-94	SHEET 144
6102-0897		

103

102

"CP-PARKER"

R.C. FROM SELKIRK, N.Y.
(M.P.102.2)

(PROPANE)

WESTWARD

EASTWARD

CIL HIGH DOUBLE

ABS ← TRK #1

ABS TRK #2 →

98W

SOUTHERN TIER LINE

TCS

103-2

SL 2E2

*20

102W A B C SL

SL 2E1

7,400'

17,590'

SWITCH MACHINE - S-20
SIGNALS 2E-2 & 102W - TYPE "H"
SIGNAL 2E-1 - TYPE "SA"
CODE - 504B
HEATERS - PROPANE GAS

ALBANY DIVISION	CONRAIL C. & S. DEPT.	PHILADELPHIA, PA.
-----------------	--------------------------	-------------------

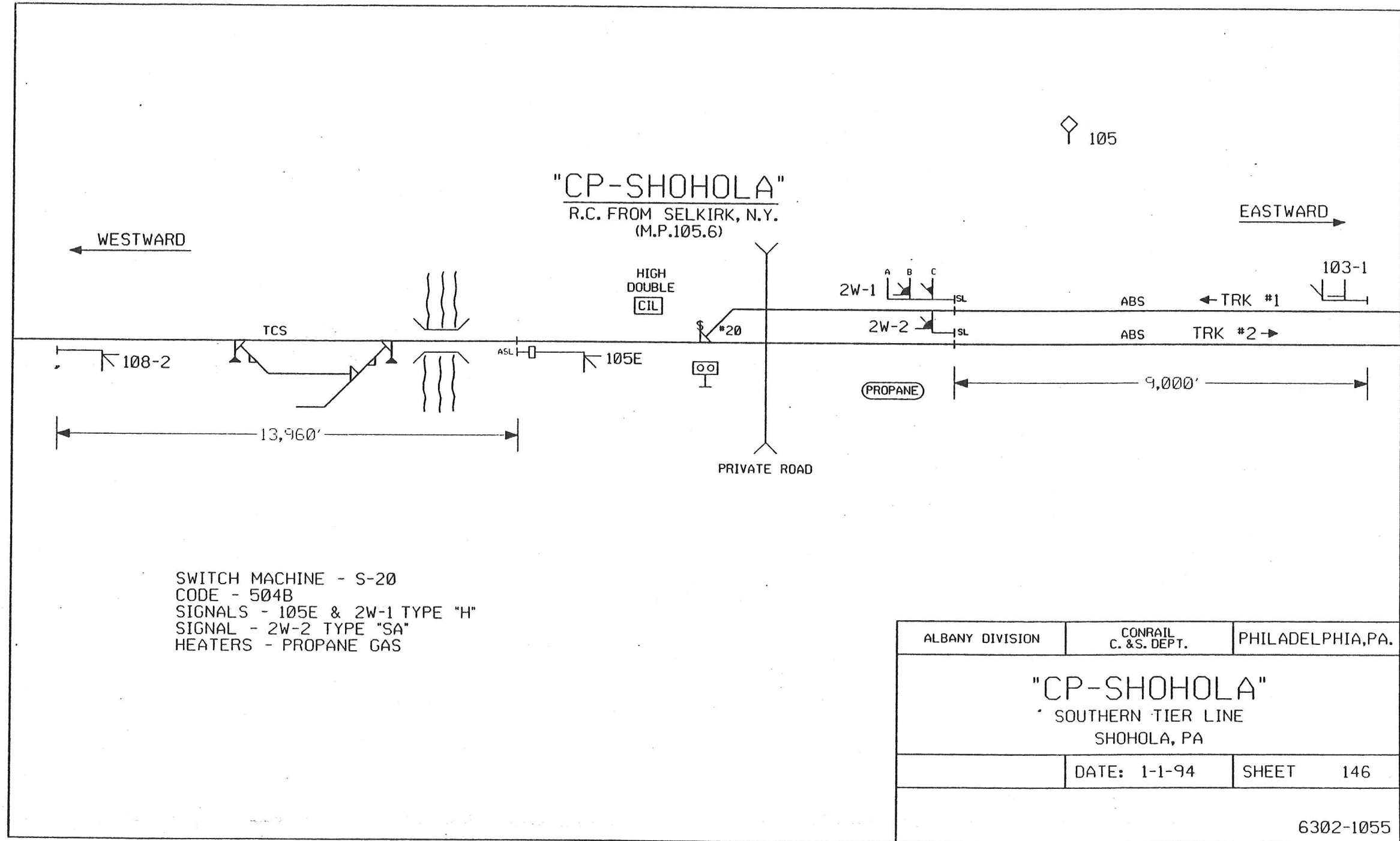
"CP-PARKER"

SOUTHERN TIER LINE
PARKERS GLEN, PA

DATE: 1-1-94

SHEET 145

6302-1022



"CP-SHOHOLA"
 R.C. FROM SELKIRK, N.Y.
 (M.P.105.6)

SWITCH MACHINE - S-20
 CODE - 504B
 SIGNALS - 105E & 2W-1 TYPE "H"
 SIGNAL - 2W-2 TYPE "SA"
 HEATERS - PROPANE GAS

ALBANY DIVISION	CONRAIL C. & S. DEPT.	PHILADELPHIA, PA.
"CP-SHOHOLA" SOUTHERN TIER LINE SHOHOLA, PA		
	DATE: 1-1-94	SHEET 146

6302-1055

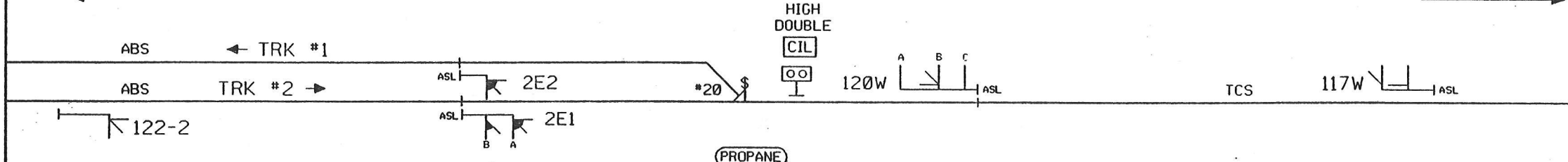
121

"CP-NARROWS"

R.C. FROM SELKIRK, N.Y.
(M.P.121.0)

← WESTWARD

EASTWARD →



SWITCH MACHINE - S-20
 CODE - 504-B
 SIGNALS - TYPE "H" 120W - 5A
 HEATERS - PROPANE GAS

ALBANY DIVISION	CONRAIL C. & S. DEPT.	PHILADELPHIA, PA.
<h2>"CP-NARROWS"</h2> <p>SOUTHERN TIER LINE NARROWSBURG, NY</p>		
	DATE: 1-1-94	SHEET 147
6302-1210		

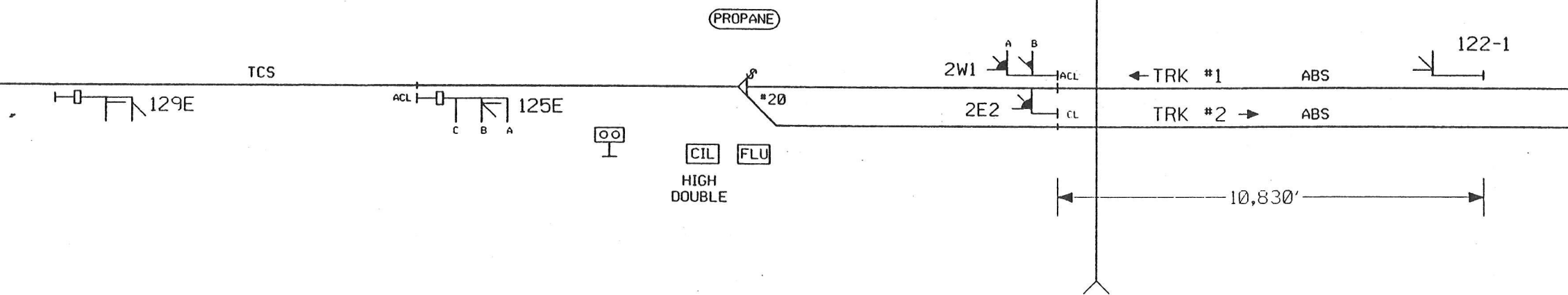
125

"CP-NOBODY"
R.C. FROM SELKIRK, N.Y.
(M.P.125.0)

WESTWARD

EASTWARD

PRIVATE ROAD X-ING



SWITCH MACHINE - S-20
 SIGNAL - TYPE "G"
 SWITCH HEATERS - PROPANE GAS
 CODE - 504B
 FLU LOCATION START CODE LINE EAST

ALBANY DIVISION	CONRAIL C. & S. DEPT.	PHILADELPHIA, PA.
<p>"CP-NOBODY" SOUTHERN TIER LINE SKINNERS FALLS, NY</p>		
	DATE: 1-1-94	SHEET 148
6302-1250		

148

147

"CP-EDDY"
R.C. FROM SELKIRK, N.Y.
(M.P.147.2)

WESTWARD

EASTWARD
CP-NOBODY

ABS TRK #1 →

ABS ← TRK #2

PROPANE

147W

ASL

TCS

2E2

*20

OO

ACL

2E1

C B A

CIL

HIGH
DOUBLE

148E

8,600'

SWITCH MACHINE - S-20
SIGNALS - 147W - TYPE "H"
 2E1 - TYPE "G"
 2E2 - "FA"
CODE - 504B
HEATERS - PROPANE
END CODE LINE FLU AT CP-DEPOSIT

ALBANY DIVISION	CONRAIL C. & S. DEPT.	PHILADELPHIA, PA.
<p>"CP-EDDY"</p> <p>SOUTHERN TIER LINE</p> <p>LONG EDDY, NY</p>		
	DATE: 1-1-94	SHEET 149

6302-1471

152

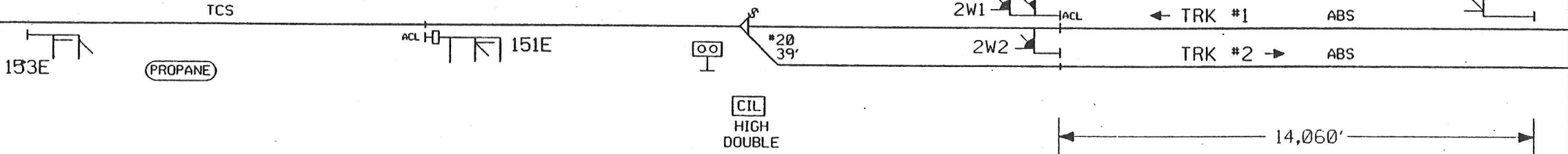
151

"CP-LORDVILLE"
R.C. FROM SELKIRK, N.Y.
(M.P.151.6)

WESTWARD

EASTWARD

148W



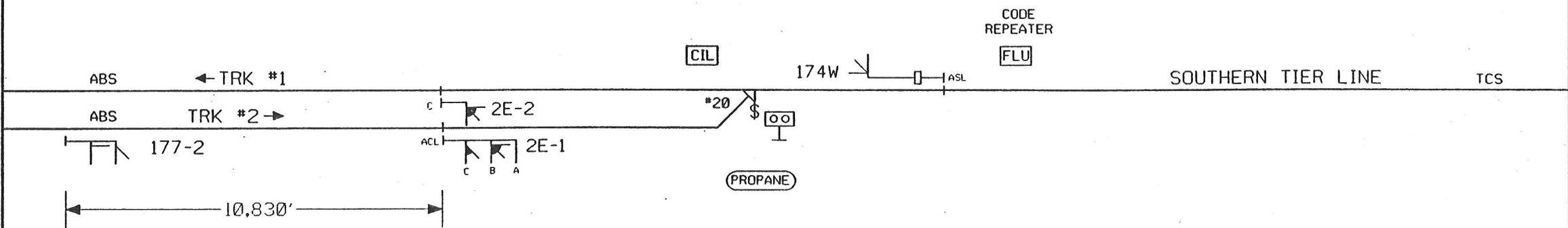
SWITCH MACHINE - S-20
CODE - 504B
SIGNALS - 151E & 2W1 TYPE "G"
2W2 TYPE FA
HEATERS - PROPANE

ALBANY DIVISION	CONRAIL C. & S. DEPT.	PHILADELPHIA, PA.
"CP-LORDVILLE" SOUTHERN TIER LINE LORDVILLE, NY		
DATE: 1-1-94		SHEET 150
6302-1516		

← WESTWARD

→ EASTWARD

"CP-DEPOSIT"
R.C. FROM SELKIRK, N.Y.
(M.P.174.4)

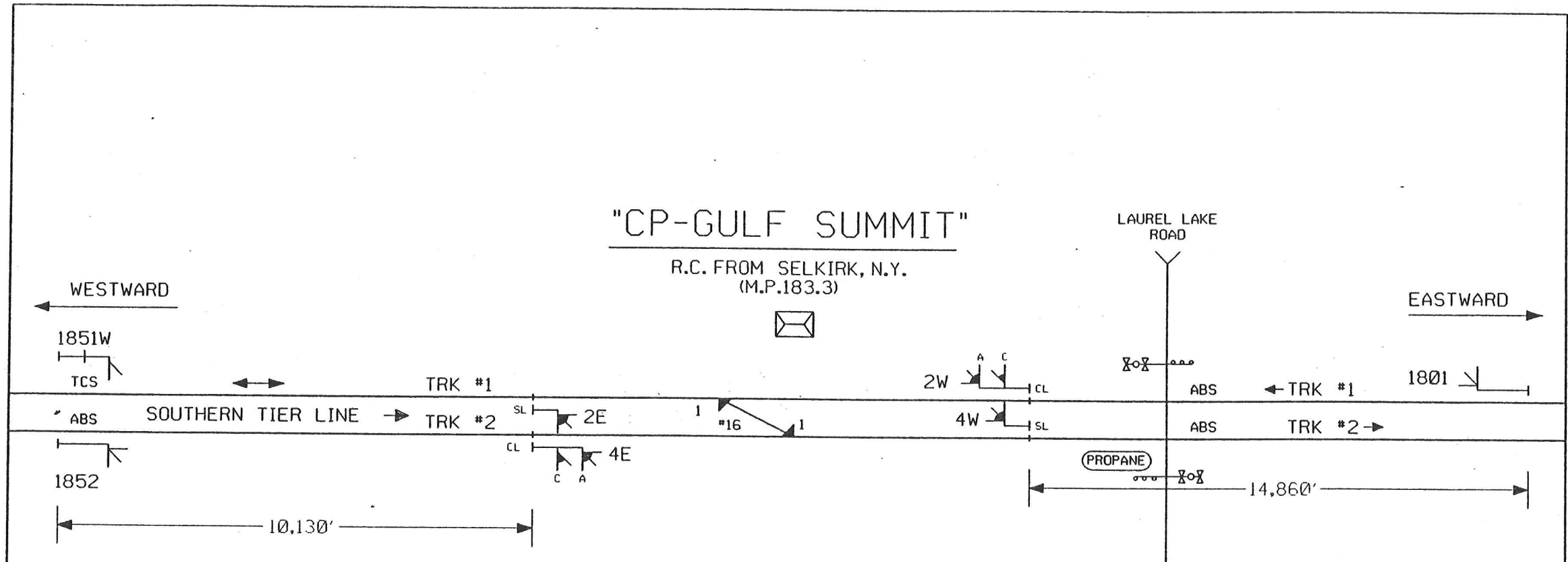


SWITCH MACHINE - S-20
 CODE - 504B
 SIGNALS - 174W TYPE H
 2E-1 TYPE G
 2E-2 TYPE FA
 HEATERS - PROPANE GAS
 FLU LOCATION START CODE LIVE EAST

ALBANY DIVISION	CONRAIL C. & S. DEPT.	PHILADELPHIA, PA.
"CP-DEPOSIT" SOUTHERN TIER LINE DEPOSIT, NY		
	DATE: 1-1-94	SHEET 151
6302-1745		

"CP-GULF SUMMIT"

R.C. FROM SELKIRK, N.Y.
(M.P.183.3)

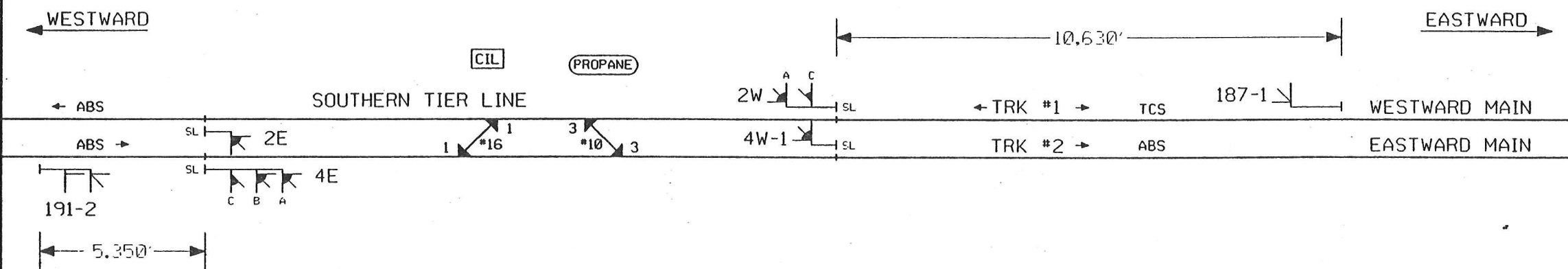


SWITCH MACHINES - M-2 L.V
 SIGNALS - 2W & 4E - TYPE R-2 COLORLIGHT
 2E & 4W - TYPE H
 CODE - 504-B
 HEATERS - PROPANE GAS
 END CODE LINE FLU AT CP-JOHNSON

ALBANY DIVISION	CONRAIL C. & S. DEPT.	PHILADELPHIA, PA.
"CP-GULF SUMMIT" SOUTHERN TIER LINE GULF SUMMIT, NY		
	DATE: 1-1-94	SHEET 152
6302-1834		

"CP-LANESBORO"

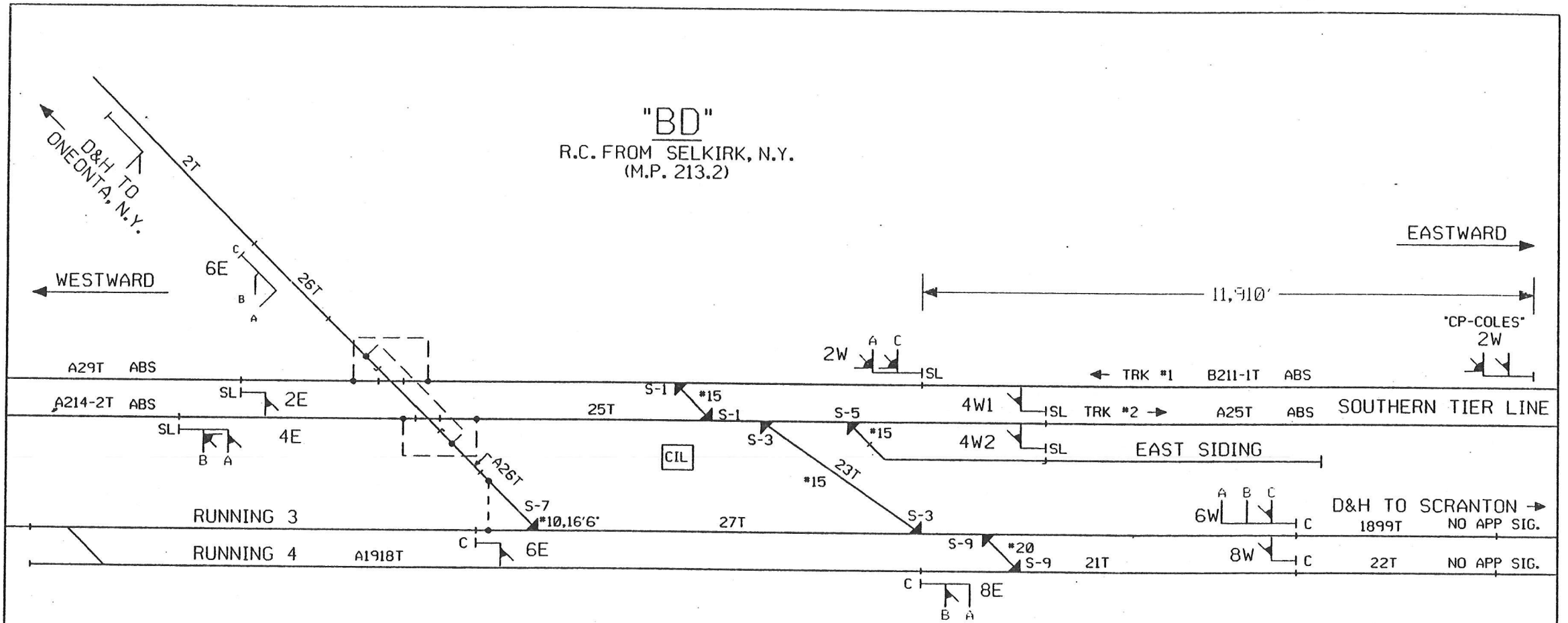
R.C. FROM SELKIRK, N.Y.
(M.P.189.8)



SWITCH MACHINES - M-2 L.V.
SIGNALS - TYPE "H"
CODE - 504B
HEATERS - PROPANE

ALBANY DIVISION	CONRAIL C. & S. DEPT.	PHILADELPHIA, PA.
<p>"CP-LANESBORO"</p> <p>SOUTHERN TIER LINE</p> <p>LANESBORO, PA</p>		
DATE: 1-1-94		SHEET 153
6302-1899		

"BD"
R.C. FROM SELKIRK, N.Y.
(M.P. 213.2)



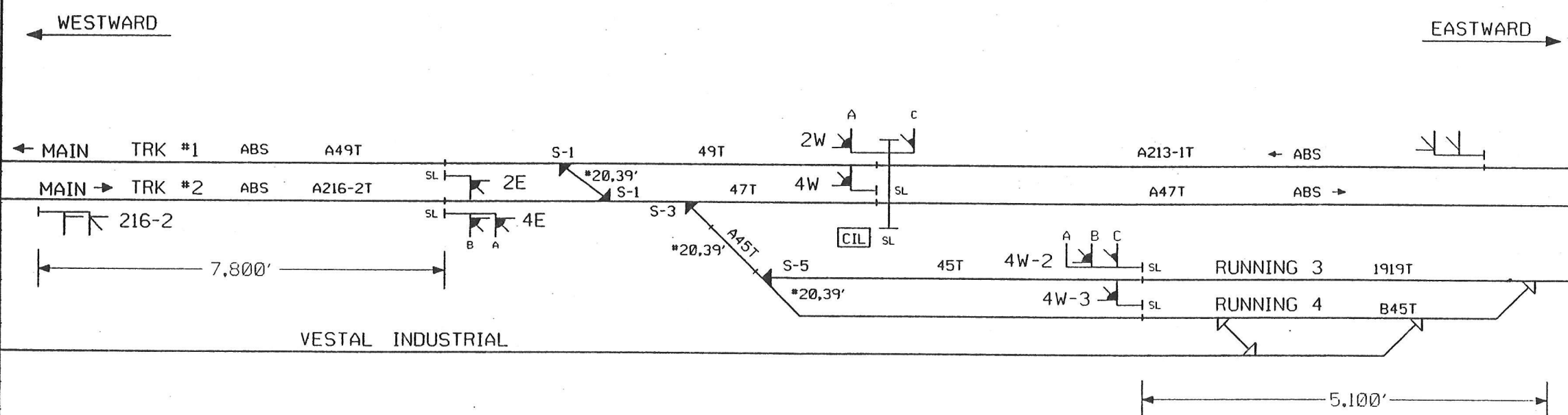
- SWITCH POINTS: #1-39'
#3 E.E. - 30'
#5-39' W.E. - 38'
#7-16.6'
#9-30'

ALL SWITCH MACHINES
G.R.S. 5-C L.V.
SWITCH HEATERS - NAT. GAS

100% OF MAINTENANCE
CHARGED TO D&H RAILWAY
W.O. 36627
K-2 CODE

ALBANY DIVISION	CONRAIL C. & S. DEPT.	PHILADELPHIA, PA.
"BD" SOUTHERN TIER LINE BINGHAMTON, NY		
	DATE: 1-1-94	SHEET 156
6301-2132		

"CP-JOHNSON"
 R.C. FROM SELKIRK, N.Y.
 (M.P. 215.3)



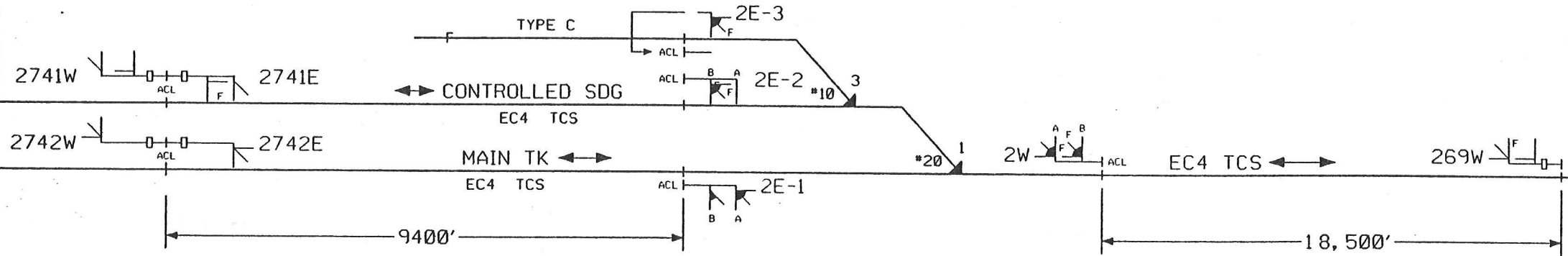
ALL SWITCH MACHINES
 GRS 5-C L.V.
 504-B CODE SYSTEM
 SWITCH HEATERS - NAT. GAS
 ALL SIGNALS - SEARCHLIGHT "SA"

ALBANY DIVISION	CONRAIL C. & S. DEPT.	PHILADELPHIA, PA.
"CP-JOHNSON" SOUTHERN TIER LINE BINGHAMTON, NY		
	DATE: 1-1-94	SHEET 157
6301-2153		

WESTWARD
TO HORSEHEADS

"CP-ELMIRA"
(M.P. 272.7)
REMOTE CONTROLLED FROM SELKIRK

EASTWARD
TO BINGHAMTON

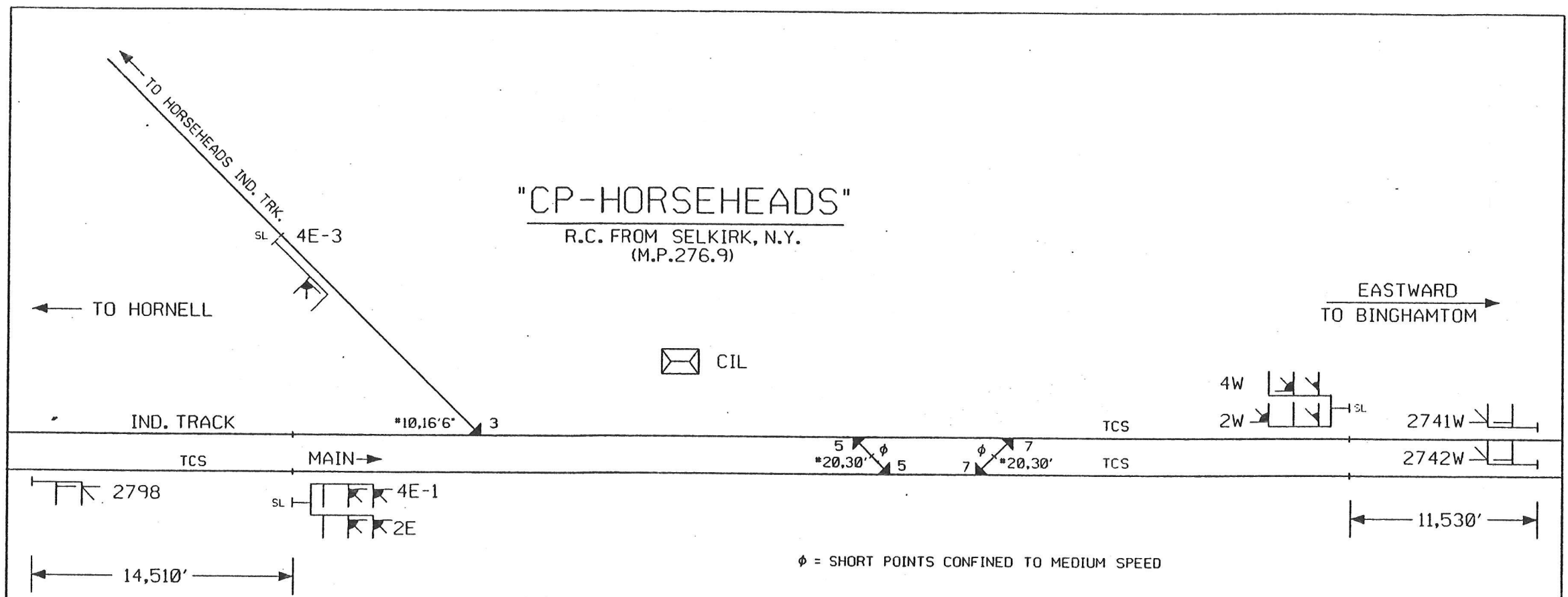


INTERLOCKING CONTROLLED VIA HVLC
ALL SWITCH MACHINES ARE M23B

ALBANY DIVISION	CONRAIL C. & S. DEPT.	PHILADELPHIA, PA.
<p>"CP-ELMIRA" SOUTHERN TIER LINE ELMIRA, NY</p>		
	DATE: 7-1-97	SHEET 159
6301-2727		

"CP-HORSEHEADS"

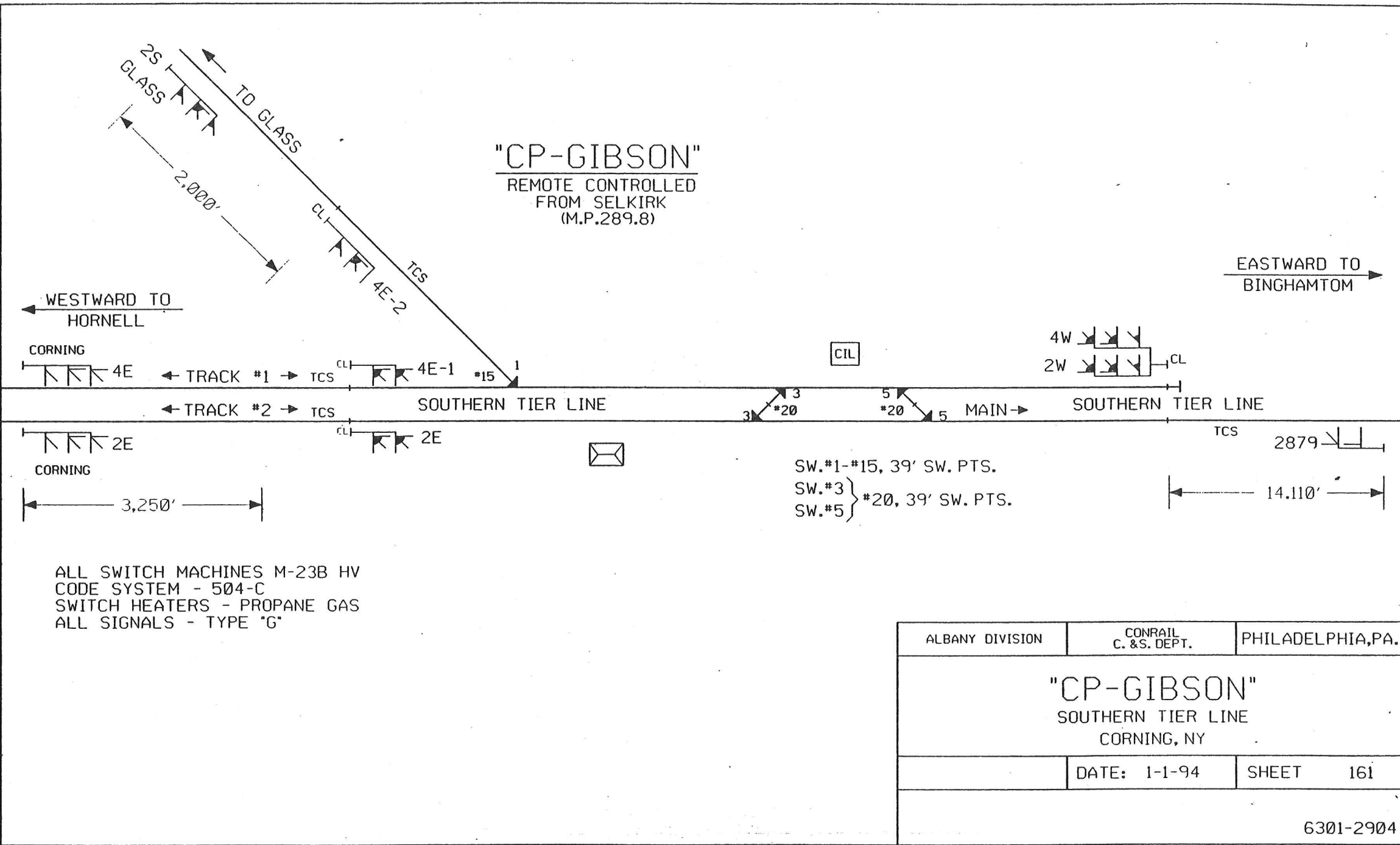
R.C. FROM SELKIRK, N.Y.
(M.P.276.9)



φ = SHORT POINTS CONFINED TO MEDIUM SPEED

NOTES: ALL SWITCH MACHINES M-3 L.V.
CODE SYSTEM 504B
SWITCH HEATERS - PROPANE GAS
ALL SIGNALS - SEARCHLIGHT "H-2"

ALBANY DIVISION	CONRAIL C. & S. DEPT.	PHILADELPHIA, PA.
<h2>"CP-HORSEHEADS"</h2> <p>SOUTHER TIER LINE ELMIRA, NY</p>		
	DATE: 1-1-94	SHEET 160
6301-2769		



"CP-GIBSON"
 REMOTE CONTROLLED
 FROM SELKIRK
 (M.P.289.8)

WESTWARD TO
 HORNELL

EASTWARD TO
 BINGHAMTOM

CORNING

CORNING

3,250'

SW.#1-#15, 39' SW. PTS.
 SW.#3 } *20, 39' SW. PTS.
 SW.#5 }

14,110'

ALL SWITCH MACHINES M-23B HV
 CODE SYSTEM - 504-C
 SWITCH HEATERS - PROPANE GAS
 ALL SIGNALS - TYPE "G"

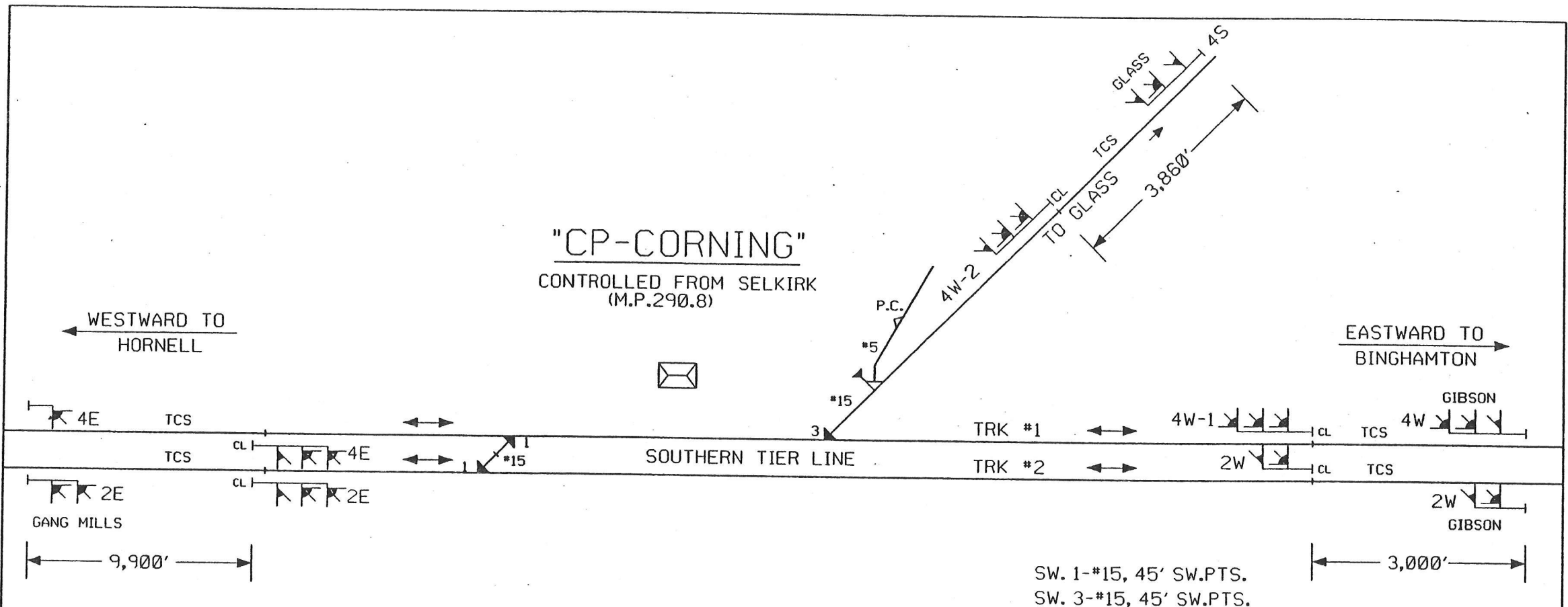
ALBANY DIVISION	CONRAIL C.&S. DEPT.	PHILADELPHIA, PA.
"CP-GIBSON" SOUTHERN TIER LINE CORNING, NY		
	DATE: 1-1-94	SHEET 161

6301-2904

"CP-CORNING"
 CONTROLLED FROM SELKIRK
 (M.P.290.8)

WESTWARD TO
 HORNELL

EASTWARD TO
 BINGHAMTON



ALL SWITCH MACHINES - M-23B HV
 CODE SYSTEM - 504C
 SWITCH HEATERS - ELEC

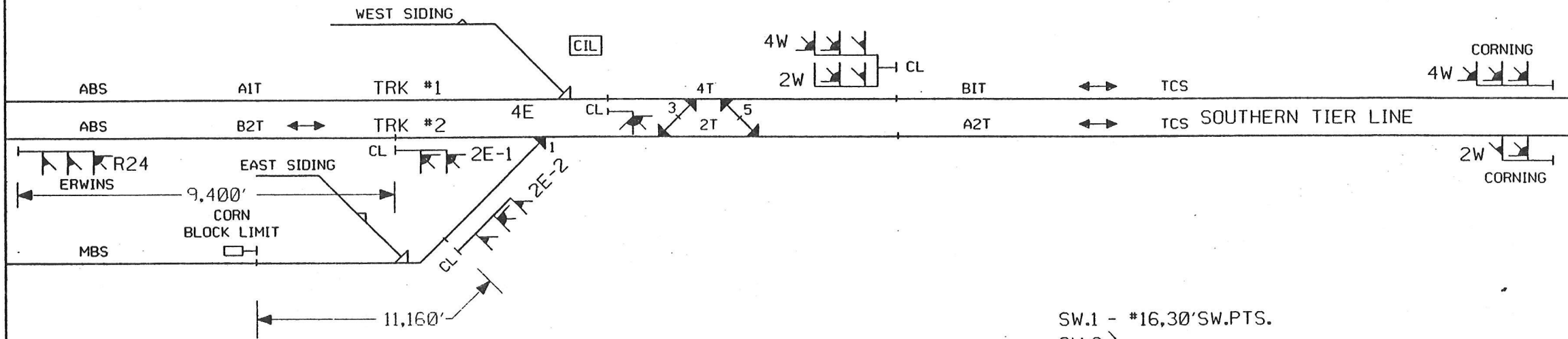
SW. 1-*15, 45' SW.PTS.
 SW. 3-*15, 45' SW.PTS.

ALBANY DIVISION	CONRAIL C. & S. DEPT.	PHILADELPHIA, PA.
"CP-CORNING" SOUTHERN TIER LINE CORNING, NY		
DATE: 1-1-94		SHEET 162
6301-2910		

"CP-GANG MILLS"

CONTROLLED FROM SELKIRK, N.Y.
(M.P. 292.9)

11,700'



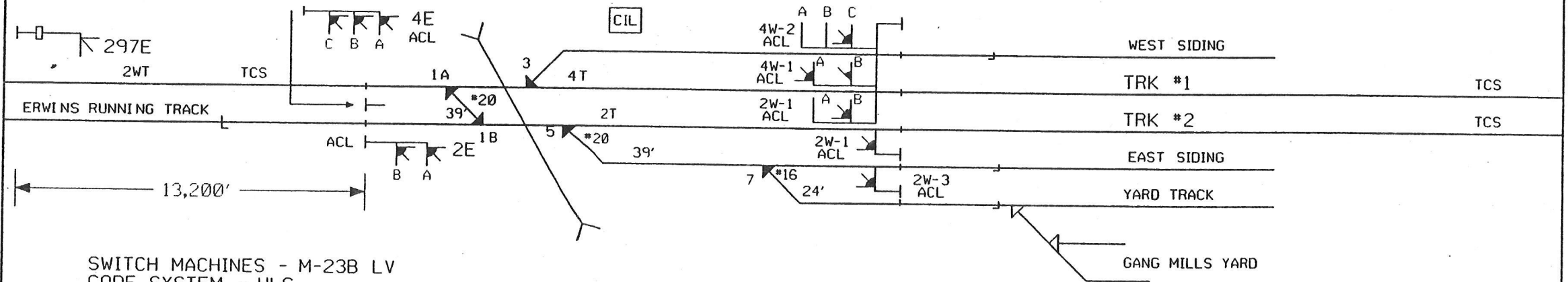
SW.1 - *16,30'SW.PTS.
SW.3 } *20,39'SW.PTS.
SW.5 }

ALL SWITCH MACHINES - M-23B HV
ALL SIGNALS - TYPE "G"
SWITCH HEATERS - PROPANE
COED SYSTEM - 504C

ALBANY DIVISION	CONRAIL C. & S. DEPT.	PHILADELPHIA, PA.
"CP-GANG MILLS" SOUTHERN TIER LINE GANG MILLS, NY		
	DATE: 1-1-94	SHEET 163
6301-2931		

"CP-ERWINS"

CONTROLLED FROM SELKIRK, N.Y.
(M.P. 294.9)



SWITCH MACHINES - M-23B LV
CODE SYSTEM - HLC
ALL SIGNALS - TYPE G CL
SWITCH HEATERS - ELECTRIC
HARMON VHLC SOLID STATE INT.

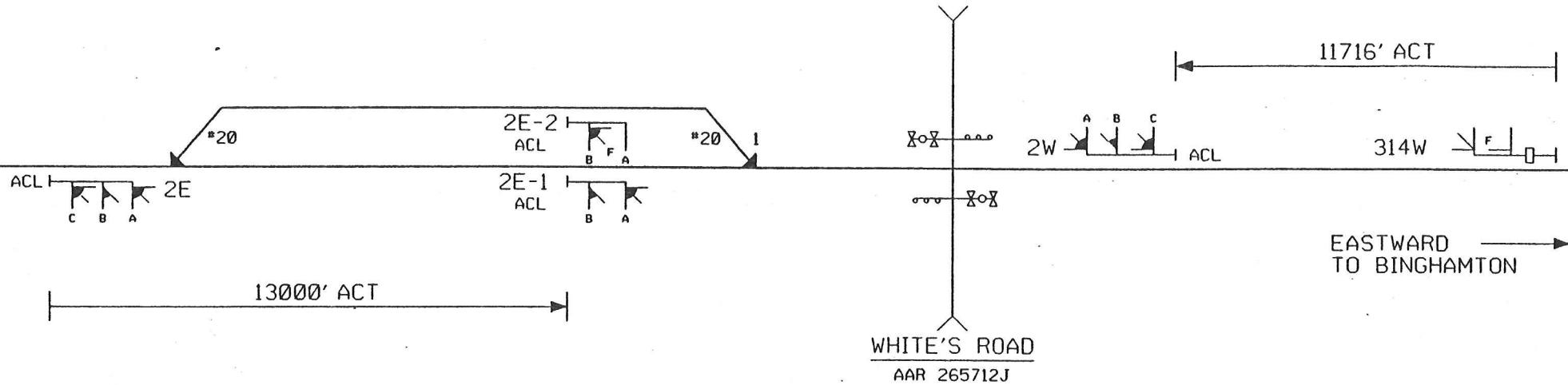
ALBANY DIVISION	CONRAIL C. & S. DEPT.	PHILADELPHIA, PA.
<p>"CP-ERWINS" SOUTHERN TIER LINE GANG MILLS, NY</p>		
DATE: 1-1-95		SHEET 164
6301-2946		

"CP-ADRIAN"

"CP-CAM"

WESTWARD
TO SILVER SPRINGS

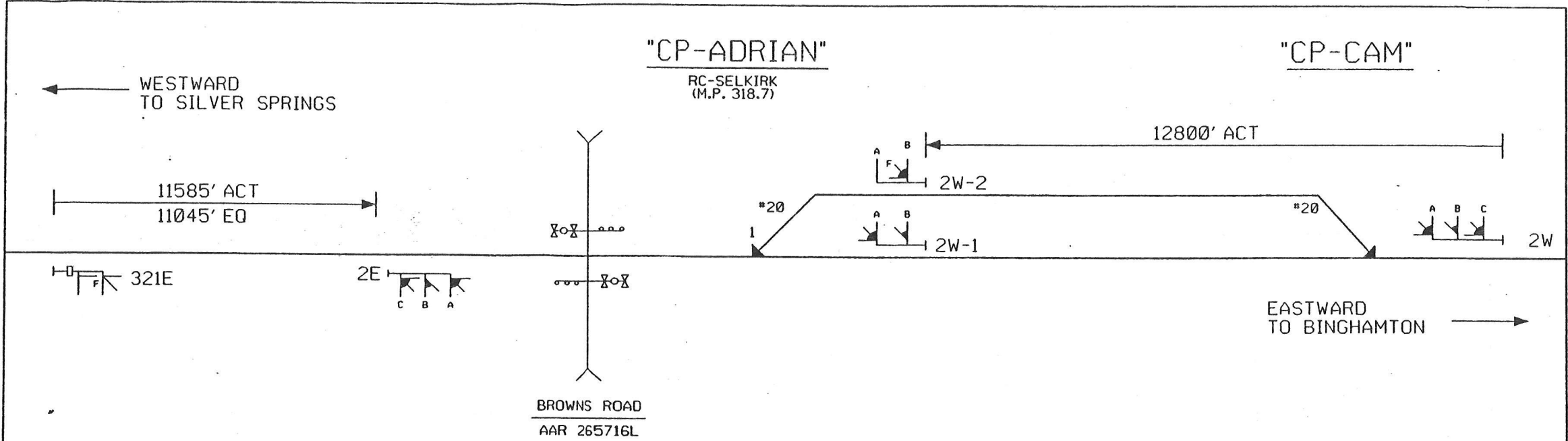
RC-SELKIRK
(M.P. 316.2)



NOTES

- 1) SWITCH MACHINE M23B LOW VOLT
- 2) INTERLOCKING IS HARMON VHLC
WITH GENISYS PROTOCOL CONTROLLED
FROM SELKIRK
- 3) SNOW MELTER IS ELECTRIC

ALBANY DIVISION	CONRAIL C.&S. DEPT.	PHILADELPHIA, PA.
<p>"CP-CAM"</p> <p>SOUTHERN TIER LINE</p> <p>CAMERON, NY</p>		
DATE: 1-1-94		SHEET 165
6301-3163		



- NOTES
- 1) SWITCH MACHINE M23B LOW VOLT
 - 2) INTERLOCKING IS HARMON VHLC WITH GENISYS PROTOCOL CONTROLLED FROM SELKIRK
 - 3) SNOW MELTER IS ELECTRIC

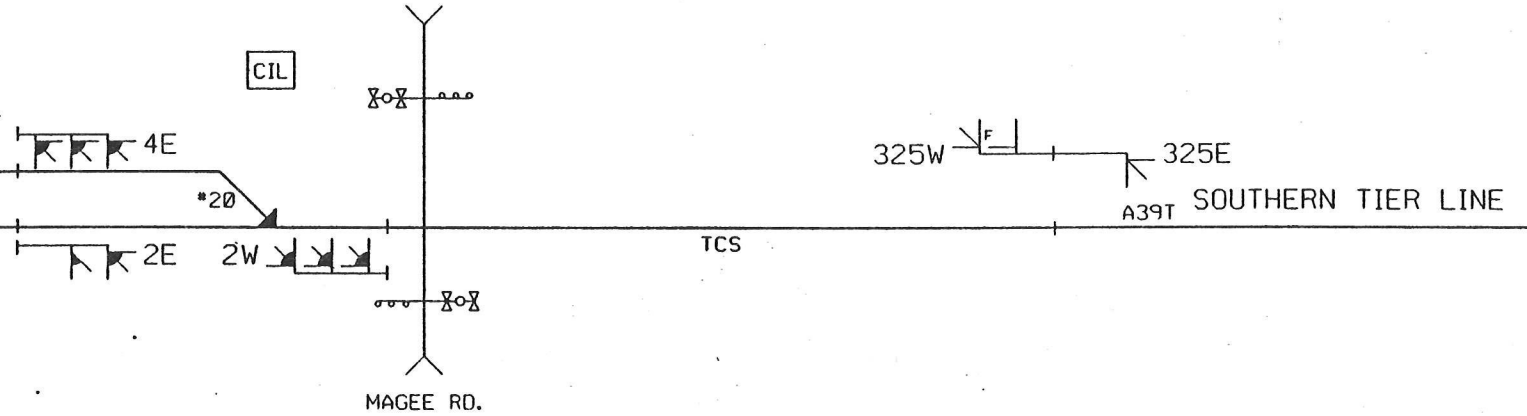
ALBANY DIVISION	CONRAIL C.&S. DEPT.	PHILADELPHIA, PA.
<p>"CP-ADRIAN"</p> <p>SOUTHERN TIER LINE</p> <p>CANISTEO, NY</p>		
	DATE: 1-1-94	SHEET 166
6301-3186		

"CP-HORN"
 CONTROLLED FROM SELKIRK, N.Y.
 (M.P. 328.2)

← WESTWARD TO
 BUFFALO

↔ TRK #1

↔ TRK #2



NOTES: SWITCH MACHINE - M-23B L.V.
 SIGNALS - STYLE "G" CL
 CODE - HVLC
 ELECTRIC SWITCH HEATERS

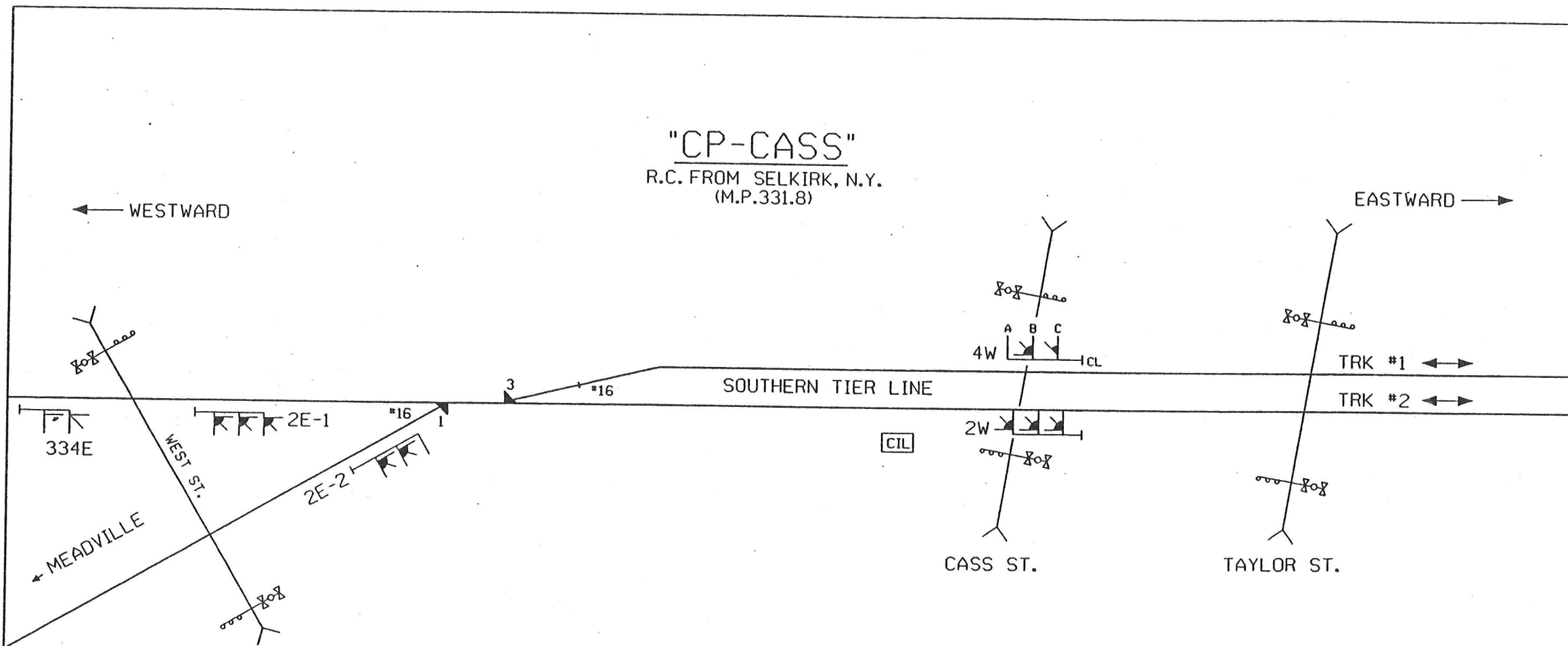
ALBANY DIVISION	CONRAIL C. & S. DEPT.	PHILADELPHIA, PA.
"CP-HORN" SOUTHERN TIER LINE HORNELL, NY		
	DATE: 1-1-94	SHEET 167
6301-3282		

"CP-CASS"

R.C. FROM SELKIRK, N.Y.
(M.P.331.8)

← WESTWARD

EASTWARD →



NOTES: SWITCH MACHINES - M-3 LV
SIGNALS - STYLE "G" - CL
CODE - HVLC
SWITCH HEATERS ARE ELECTRIC


ALBANY DIVISION	CONRAIL C. & S. DEPT.	PHILADELPHIA, PA.
<p>"CP-CASS" SOUTHERN TIER LINE HORNELL, NY</p>		
	DATE: 1-1-94	SHEET 168
6301-3317		

"CP-SWAINS"
 CONTROLLED FROM SELKIRK, N.Y.
 (M.P. 349.1)

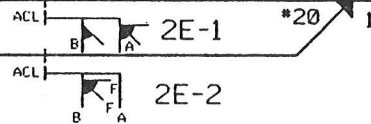

WESTWARD TO
 BUFFALO
 CP-ROSS

EASTWARD TO
 HORNELL

C.I.L. 8' X 8' SNOW MELTER CASE



SOUTHERN TIER LINE



M23-B-LV
 ALL SIGNALS - "G" HEADS CL
 ELECTRIC SWITCH HEATERS
 HVLC - CODE SYSTEM

ALBANY DIVISION	CONRAIL C. & S. DEPT.	PHILADELPHIA, PA.
-----------------	--------------------------	-------------------

"CP-SWAINS"
 SOUTHERN TIER LINE
 SWAIN, NY

DATE: 1-1-94	SHEET 169
--------------	-----------

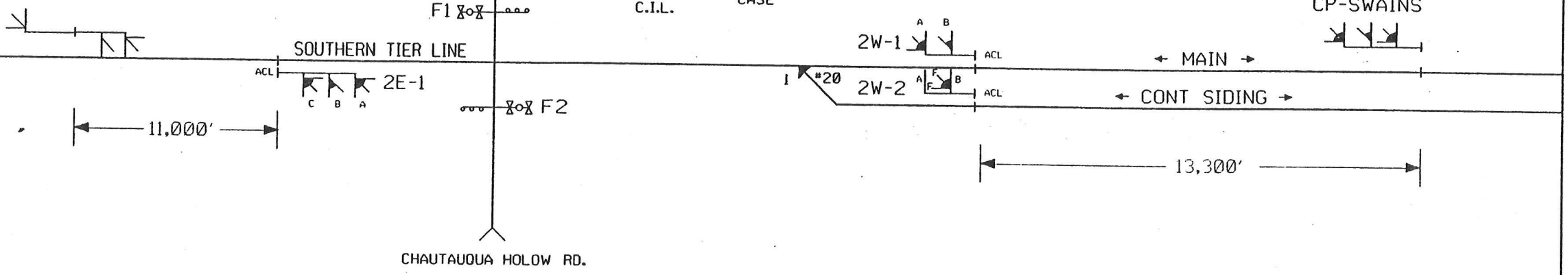
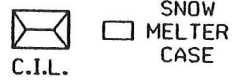
6401-3491

"CP-ROSS"
 CONTROLLED FROM SELKIRK, N.Y.
 (M.P. 351.7)

WESTWARD TO
 BUFFALO

EASTWARD TO
 SUFFERN

353 E&W

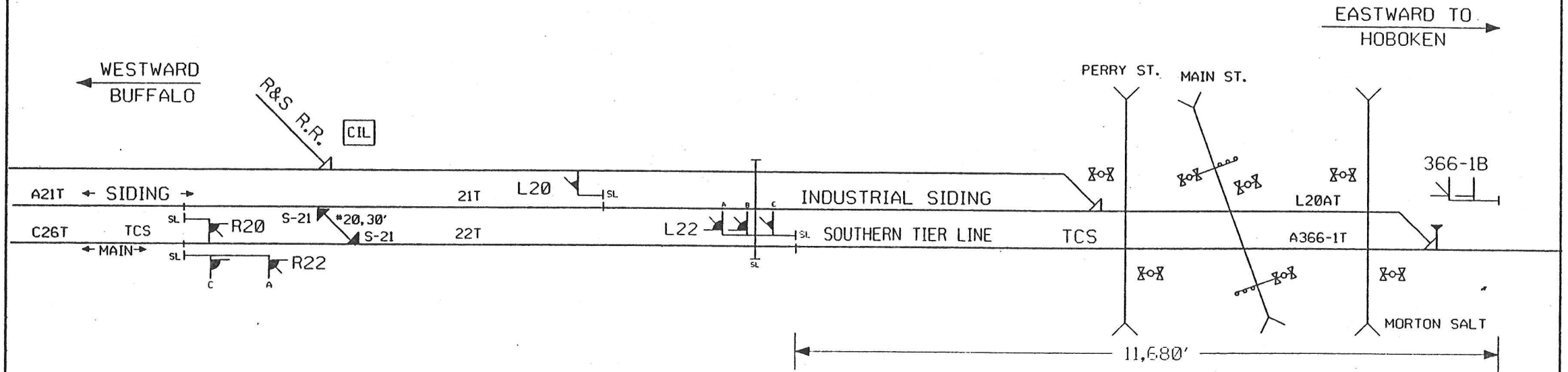


M23-B-LV
 ALL SIGNALS - "G" HEADS
 ELECTRIC SWITCH HEATERS
 HLC - CODE SYSTEM

ALBANY DIVISION	CONRAIL C. & S. DEPT.	PHILADELPHIA, PA.
"CP-ROSS" SOUTHERN TIER LINE NUNDA, NY		
	DATE: 1-1-94	SHEET 170
6401-3517		

"CP-SILVER SPRINGS"
 CONTROLLED FROM SELKIRK, N.Y.
 (M.P.368.3)

◇ 368



NOTES: SWITCH MACHINE - M-3 L.V.
 SIGNALS - TYPE "H"
 CODE - 504B
 SWITCH HEATERS ARE ELECTRIC

ALBANY DIVISION	CONRAIL C. & S. DEPT.	PHILADELPHIA, PA.
"CP-SILVER SPRINGS" SOUTHERN TIER LINE SILVER SPRINGS, NY		
	DATE: 1-1-94	SHEET 171
6401-3682		

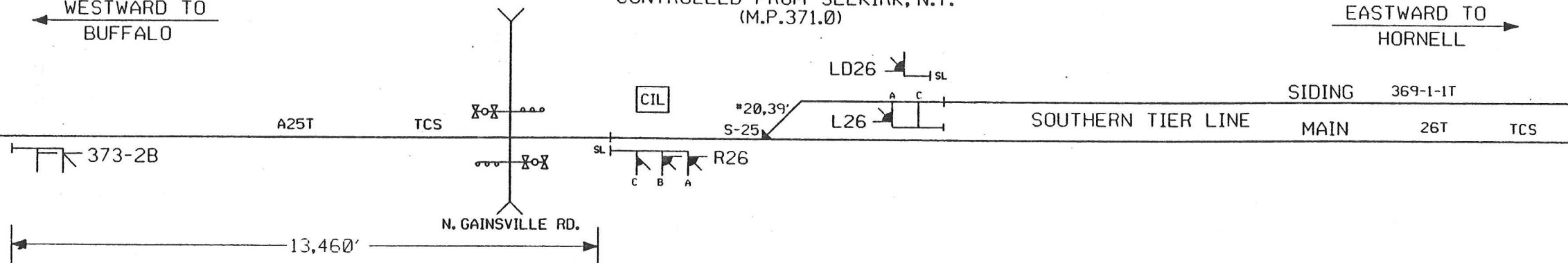
371

"CP-ROCK GLEN"

CONTROLLED FROM SELKIRK, N.Y.
(M.P. 371.0)

WESTWARD TO
BUFFALO

EASTWARD TO
HORSELL



SWITCH MACHINE - M-23B L.V.
 SIGNALS - TYPE "H"
 CODE - 504B
 HEATERS - PROPANE

ALBANY DIVISION	CONRAIL C. & S. DEPT.	PHILADELPHIA, PA.
<h2>"CP-ROCK GLEN"</h2> <p>SOUTHERN TIER LINE ROCK GLEN, NY</p>		
	DATE: 1-1-94	SHEET 172
6401-3710		

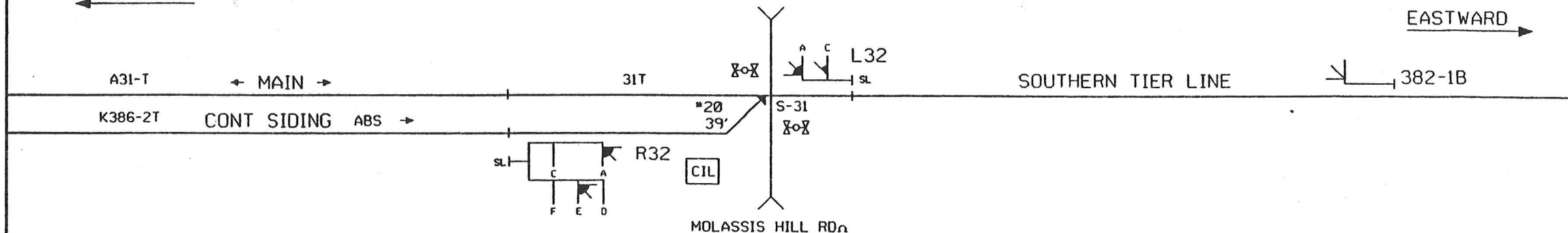
384

383

"CP-LINDEN"
CONTROLLED FROM SELKIRK, N.Y.
(M.P.387.1)

WESTWARD

EASTWARD



SWITCH MACHINE - M-3 L.V.
SIGNALS - TYPE "H"
CODE - 504B
HEATERS - PROPANE GAS

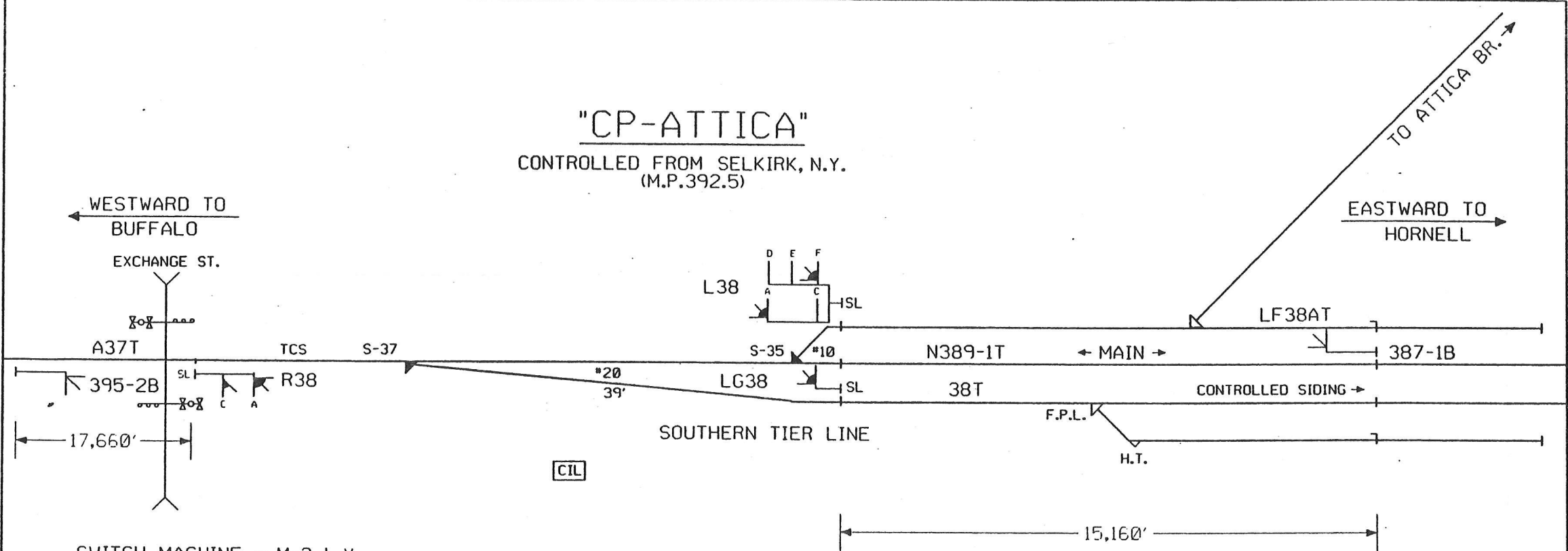
ALBANY DIVISION	CONRAIL C. & S. DEPT.	PHILADELPHIA, PA.
-----------------	--------------------------	-------------------

"CP-LINDEN"
SOUTHERN TIER LINE
LINDEN, NY

DATE: 1-1-94 SHEET 173

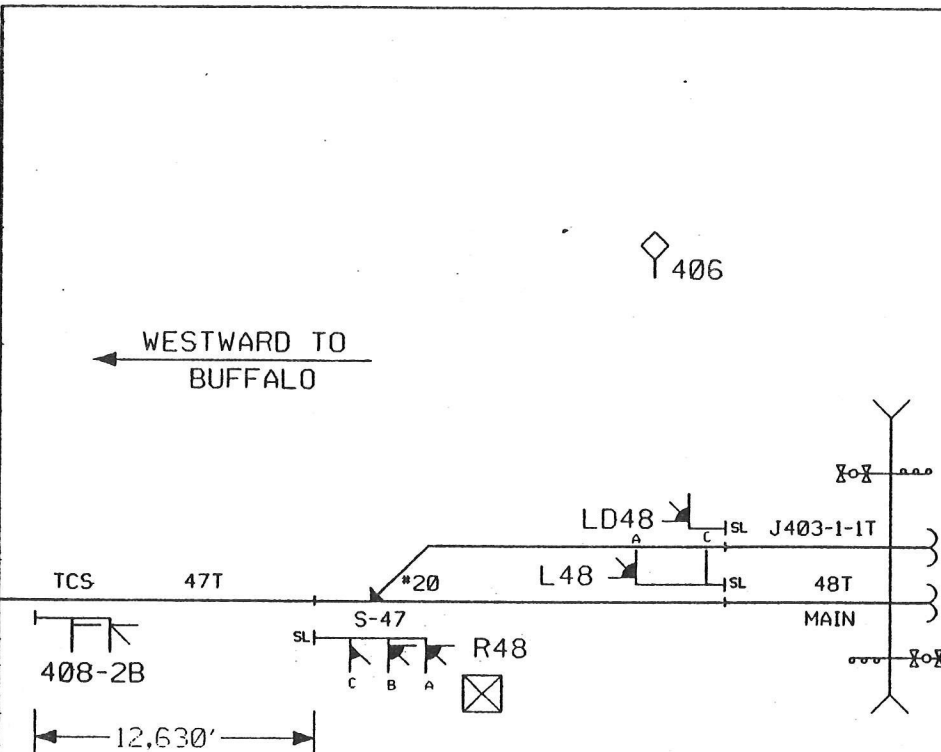
6401-3870

"CP-ATTICA"
 CONTROLLED FROM SELKIRK, N.Y.
 (M.P. 392.5)



SWITCH MACHINE - M-3 L.V.
 SIGNALS - TYPE "H"
 CODE - 504B
 HEATERS - PROPANE GAS

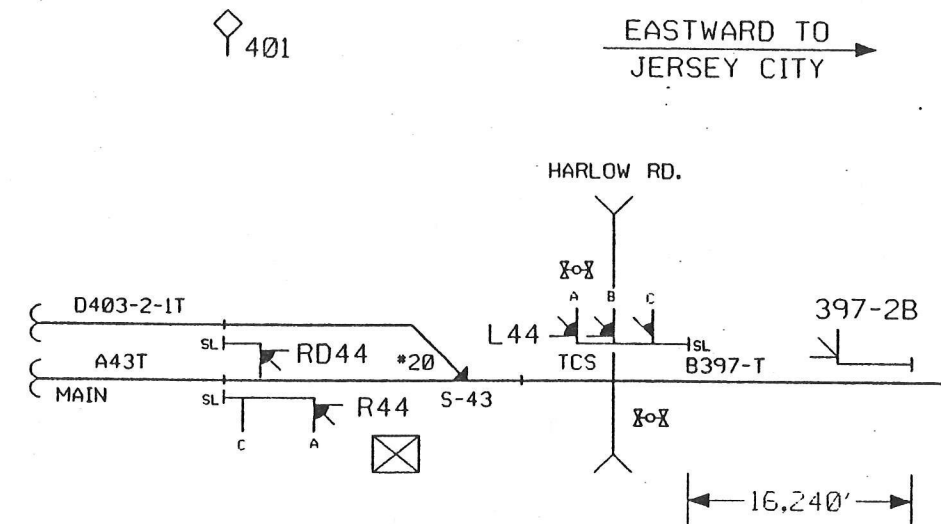
ALBANY DIVISION	CONRAIL C. & S. DEPT.	PHILADELPHIA, PA.
"CP-ATTICA" SOUTHERN TIER LINE ATTICA, NY		
	DATE: 1-1-94	SHEET 174
6401-3925		



"CP-MARILLA"
 REMOTE CONTROLLED
 FROM SELKIRK, N.Y.
 (M.P.406.2)

NOTES: SWITCH MACHINES - M23B L.V.
 SIGNALS - TYPE "H"
 CODE - 504B
 HEATERS - PROPANE GAS

SOUTHERN TIER LINE



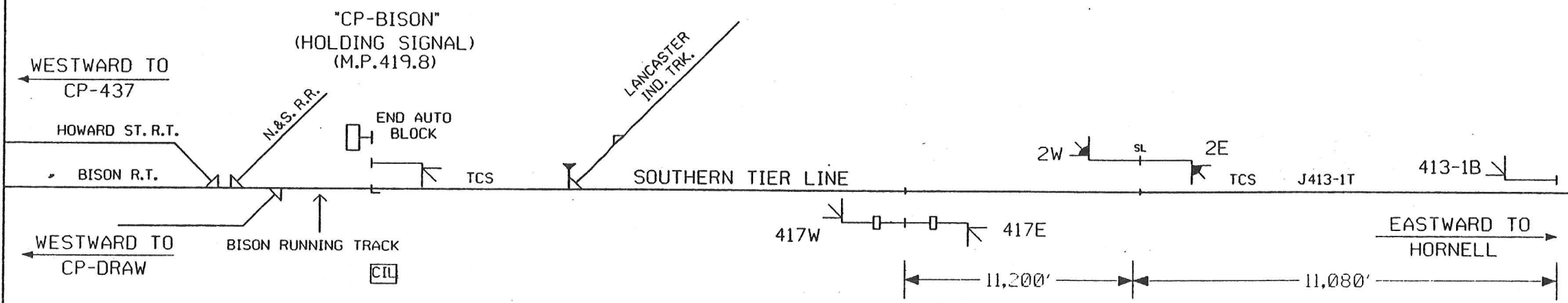
"CP-ALDEN"
 REMOTE CONTROLLED
 FROM SELKIRK, N.Y.
 (M.P.401.0)

ALBANY DIVISION	CONRAIL C. & S. DEPT.	PHILADELPHIA, PA.
"CP-MARILLA" & "CP-ALDEN" SOUTHERN TIER LINE ALDEN, NY		
	DATE: 1-1-94	SHEET 175
		CP-ALDEN 6401-4010 CP-MARILLA 6401-4062

"CP-DEPEW"

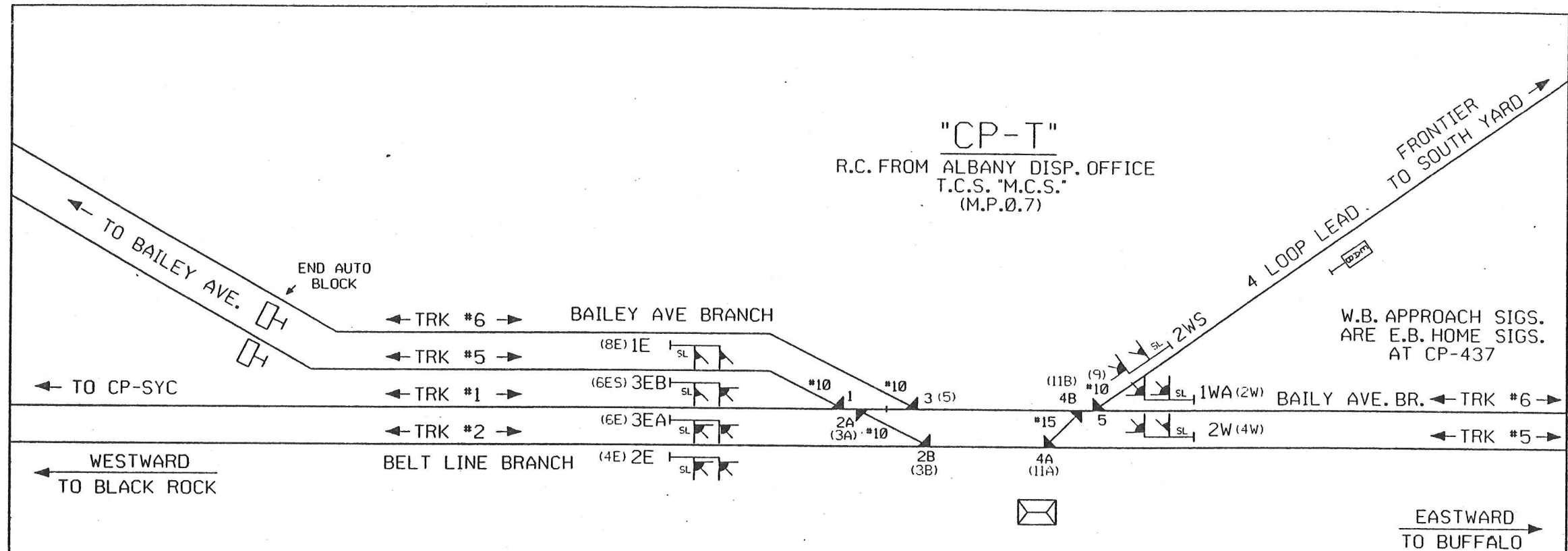
R.C FROM SELKIRK, N.Y.
MCS CODE
(M.P.415.2)

415



ALBANY DIVISION	CONRAIL C. & S. DEPT.	PHILADELPHIA, PA.
<h2>"CP-DEPEW"</h2> <p>SOUTHERN TIER LINE DEPEW, NY</p>		
DATE: 1-1-94		SHEET 176
6401-4152		

"CP-T"
 R.C. FROM ALBANY DISP. OFFICE
 T.C.S. "M.C.S."
 (M.P.0.7)

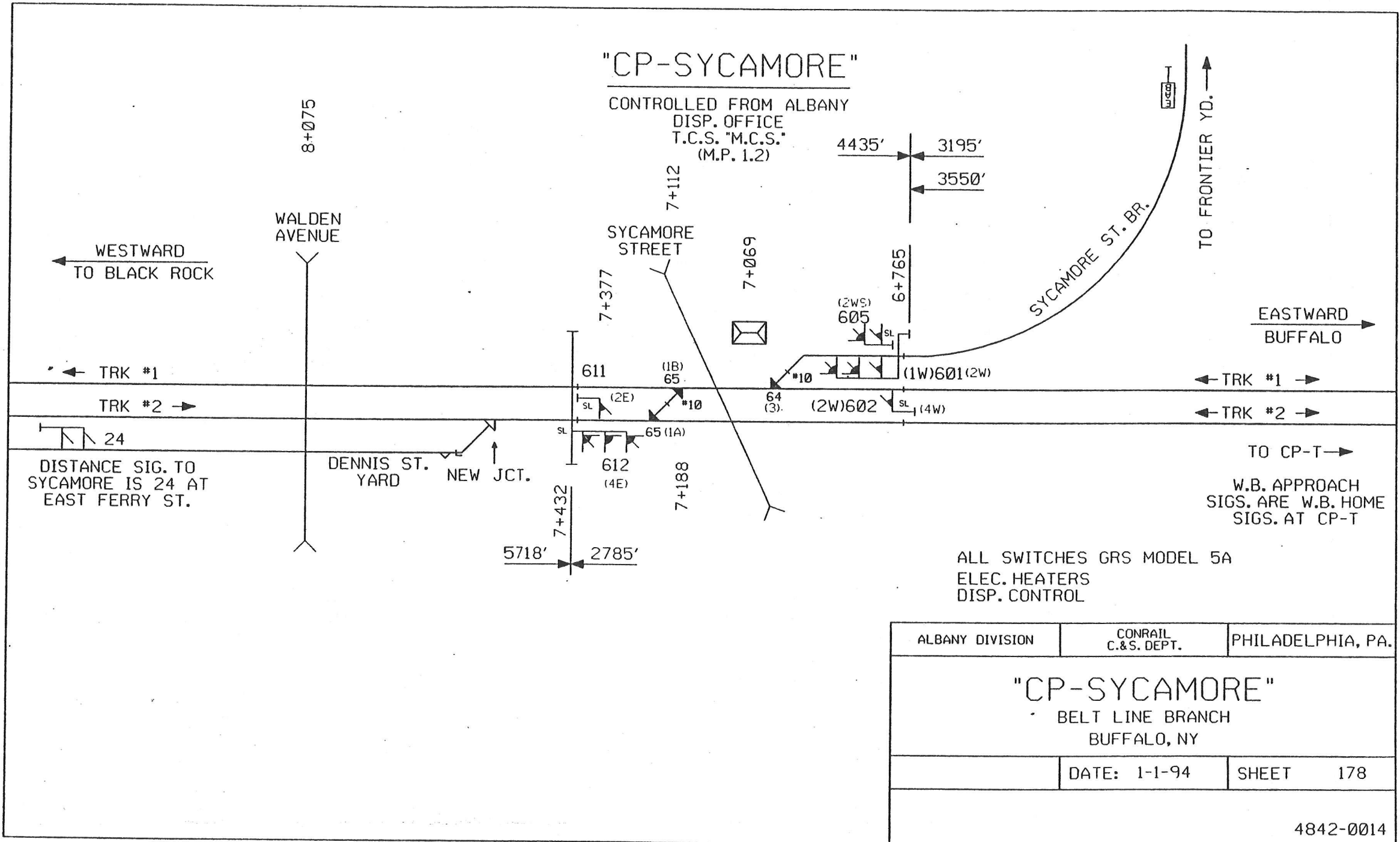


SWITCH MACHINES
 SW1 - GRS 5A
 SW2A - GRS 5A
 SW2B - GRS 5A
 SW3 - GRS 5A
 SW4A - GRS 5G
 SW4B - GRS 5G
 SW5 - GRS 5A
 ELEC. HEATERS
 DISP. CONTROL

ALBANY DIVISION	CONRAIL C.&S. DEPT.	PHILADELPHIA, PA.
"CP-T" BELT LINE BRANCH BUFFALO, NY		
	DATE: 1-1-94	SHEET 177
4842-0007		

"CP-SYCAMORE"

CONTROLLED FROM ALBANY
DISP. OFFICE
T.C.S. "M.C.S."
(M.P. 1.2)



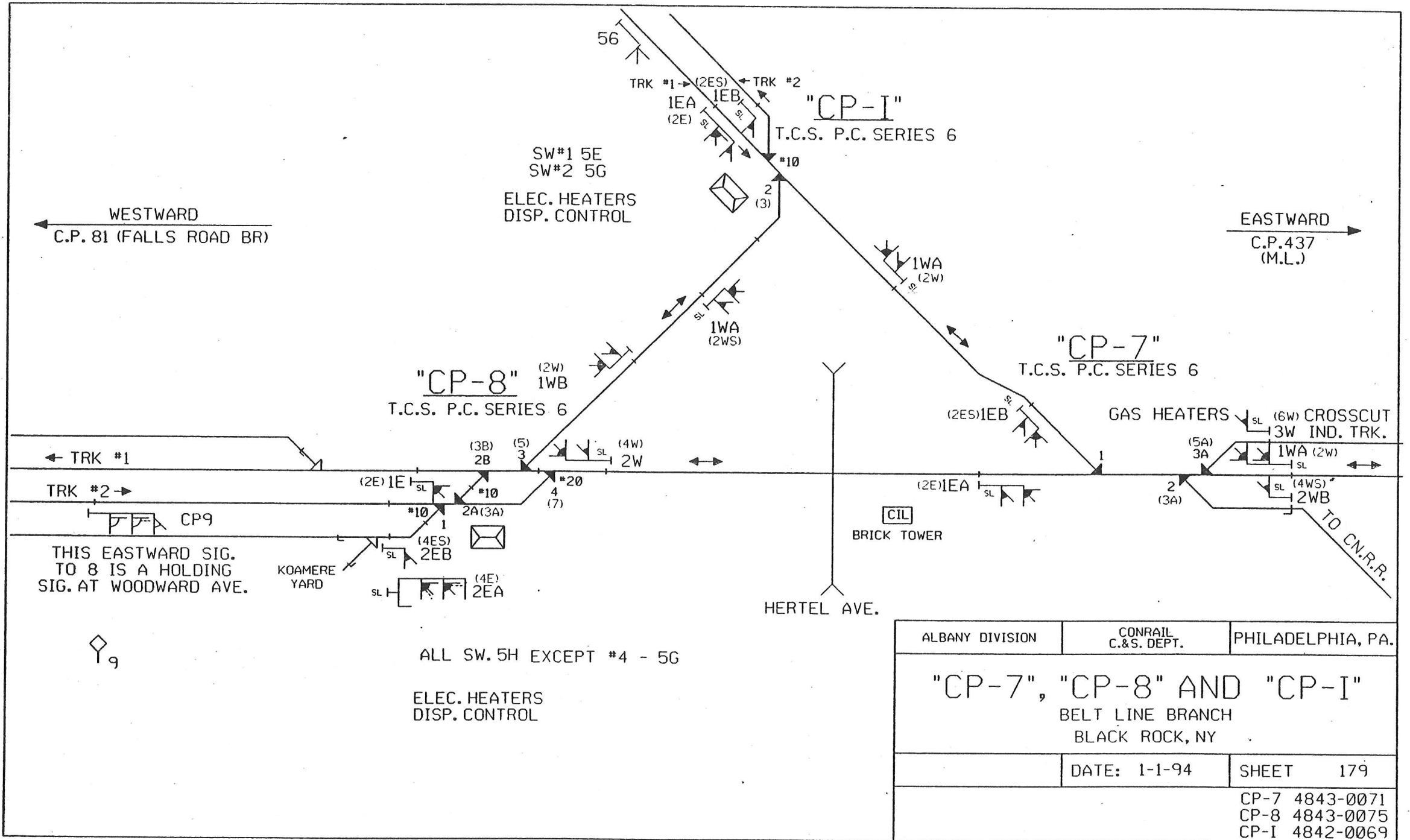
EASTWARD
BUFFALO

← TRK #1 →
← TRK #2 →

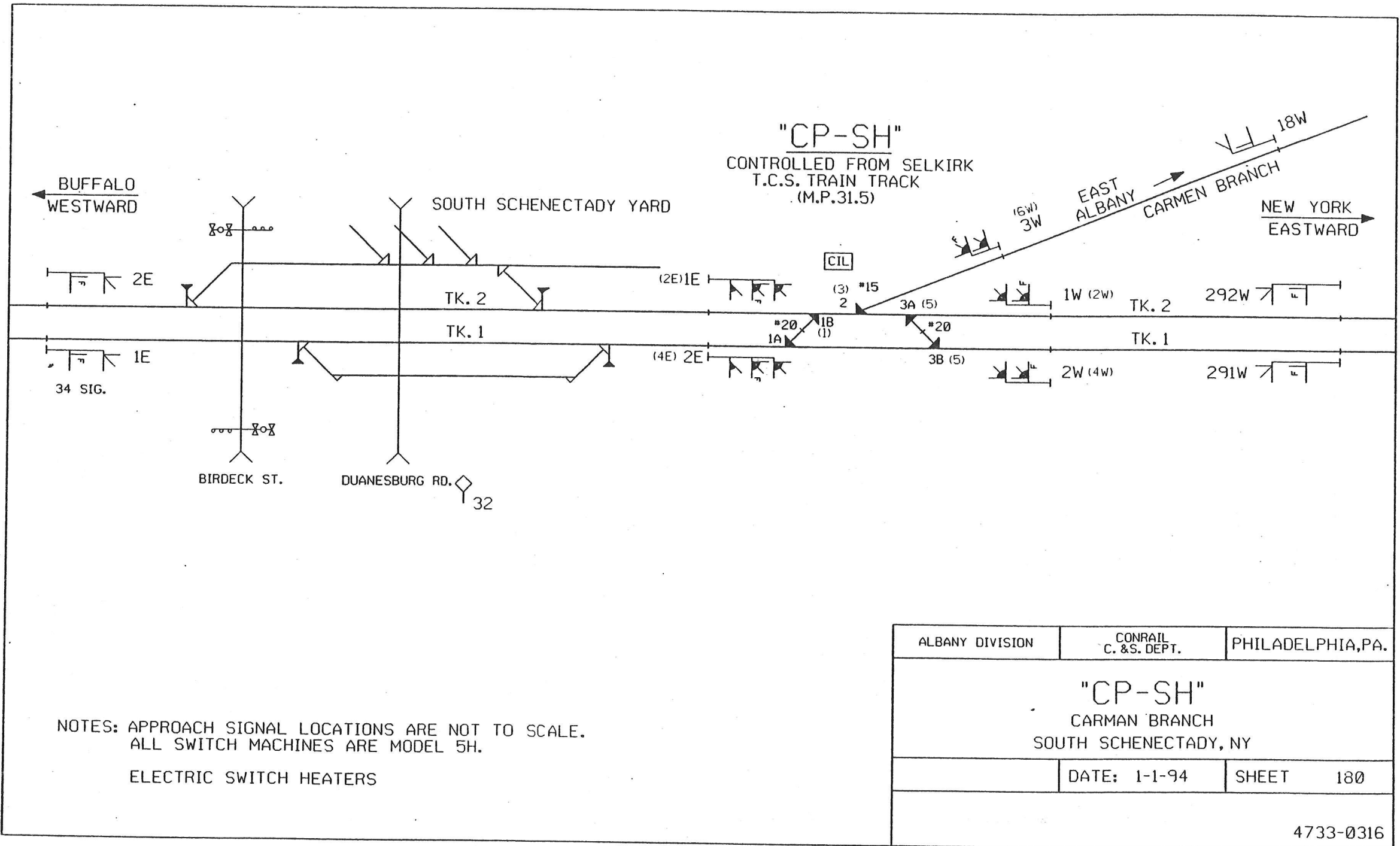
TO CP-T →
W.B. APPROACH
SIGNS ARE W.B. HOME
SIGNS AT CP-T

ALL SWITCHES GRS MODEL 5A
ELEC. HEATERS
DISP. CONTROL

ALBANY DIVISION	CONRAIL C.&S. DEPT.	PHILADELPHIA, PA.
<h2>"CP-SYCAMORE"</h2> <p>BELT LINE BRANCH BUFFALO, NY</p>		
DATE: 1-1-94		SHEET 178
4842-0014		



ALBANY DIVISION	CONRAIL C.&S. DEPT.	PHILADELPHIA, PA.
"CP-7", "CP-8" AND "CP-I" BELT LINE BRANCH BLACK ROCK, NY		
	DATE: 1-1-94	SHEET 179
		CP-7 4843-0071 CP-8 4843-0075 CP-I 4842-0069



"CP-SH"
 CONTROLLED FROM SELKIRK
 T.C.S. TRAIN TRACK
 (M.P. 31.5)

NOTES: APPROACH SIGNAL LOCATIONS ARE NOT TO SCALE.
 ALL SWITCH MACHINES ARE MODEL 5H.

ELECTRIC SWITCH HEATERS

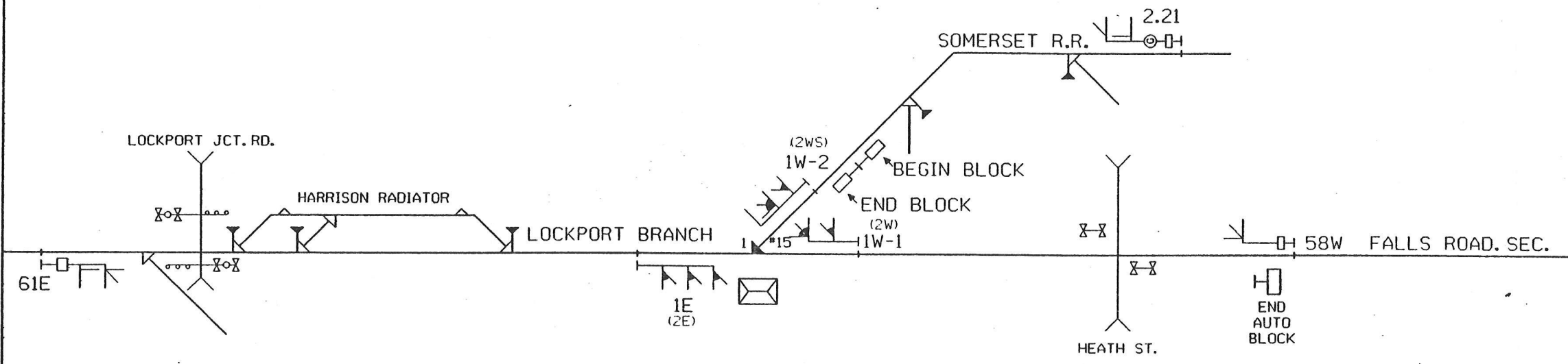
ALBANY DIVISION	CONRAIL C. & S. DEPT.	PHILADELPHIA, PA.
"CP-SH" CARMAN BRANCH SOUTH SCHENECTADY, NY		
	DATE: 1-1-94	SHEET 180
4733-0316		

"CP-59"

LOCKPORT, N.Y.
 CONTROLLED FROM DISP. OFFICE
 T.C.S. "PROGRAMABLE CONTROLLER"
 (M.P.60.1)

← WESTWARD
 NIAGARA FALLS

◇ 58 → EASTWARD
 ROCHESTER



1 SW - 5H
 ELEC. HEATERS
 DISP. CONTROL

ALBANY DIVISION	CONRAIL C.&S. DEPT.	PHILADELPHIA, PA.
"CP-59" LOCKPORT BRANCH LOCKPORT, NY		
DATE: 1-1-94		SHEET 181
4821-0601		

"CP-69"

CONTROLLED FROM DISP. OFFICE
T.C.S "PROGRAMABLE CONTROLLER"
(M.P.69.6)

WESTWARD
NIAGARA FALLS

EASTWARD
ROCHESTER

70

69

← MAIN →

2WB (4WS)
2WA (4W)
EASTBOUND
HOME SIGNALS
CP 22

IE-1
(2E)

IE-2
(2ES)

(2W)
1W

(1)

TUSCARORA WYE
CONNECTION TO NIAGARA BR.
CP 21 WHEATFIELD

WESTBOUND
HOME SIGNAL
CP 21

1W (2W)

1 SW 5H
ELEC. HEATERS
DISP. CONTROL

WALMORE
ROAD

BUFFALO
ROAD

67W

* = NO CLEAR

ALBANY DIVISION	CONRAIL C.&S. DEPT.	PHILADELPHIA, PA.
<p>"CP-69" LOCKPORT BRANCH WHEATFIELD, NY</p>		
DATE: 1-1-94		SHEET 182
4821-0697		

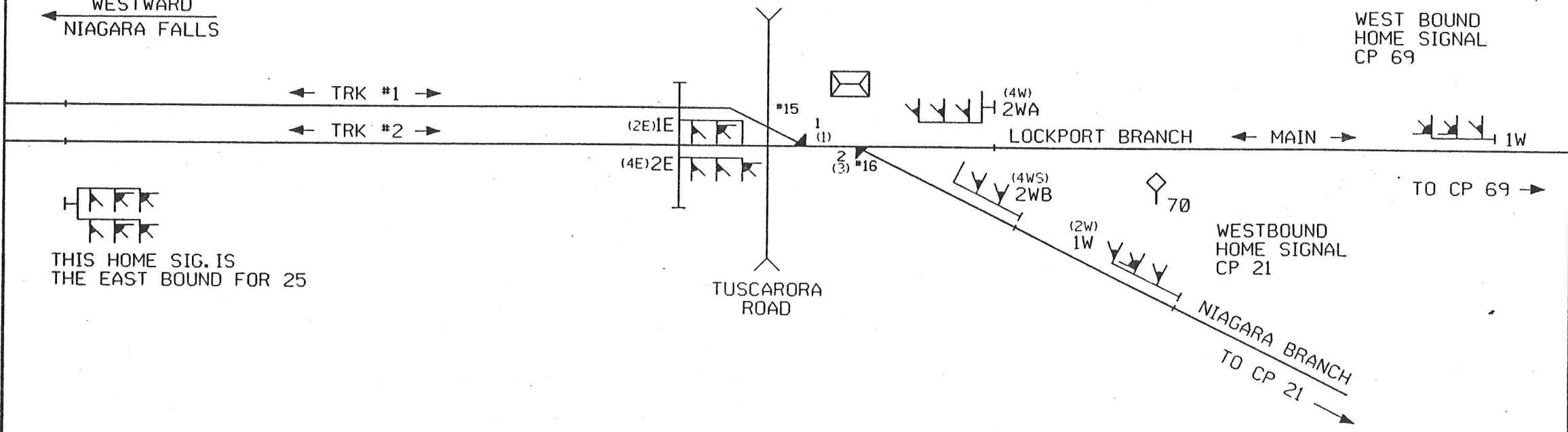
"CP-22"

NIAGARA, N.Y.
 INTG. REMOTE CONTROLLED
 FROM DISP. OFFICE, ALBANY
 T.C.S. P.C. SERIES 6

EASTWARD
 ROCHESTER →

← WESTWARD
 NIAGARA FALLS

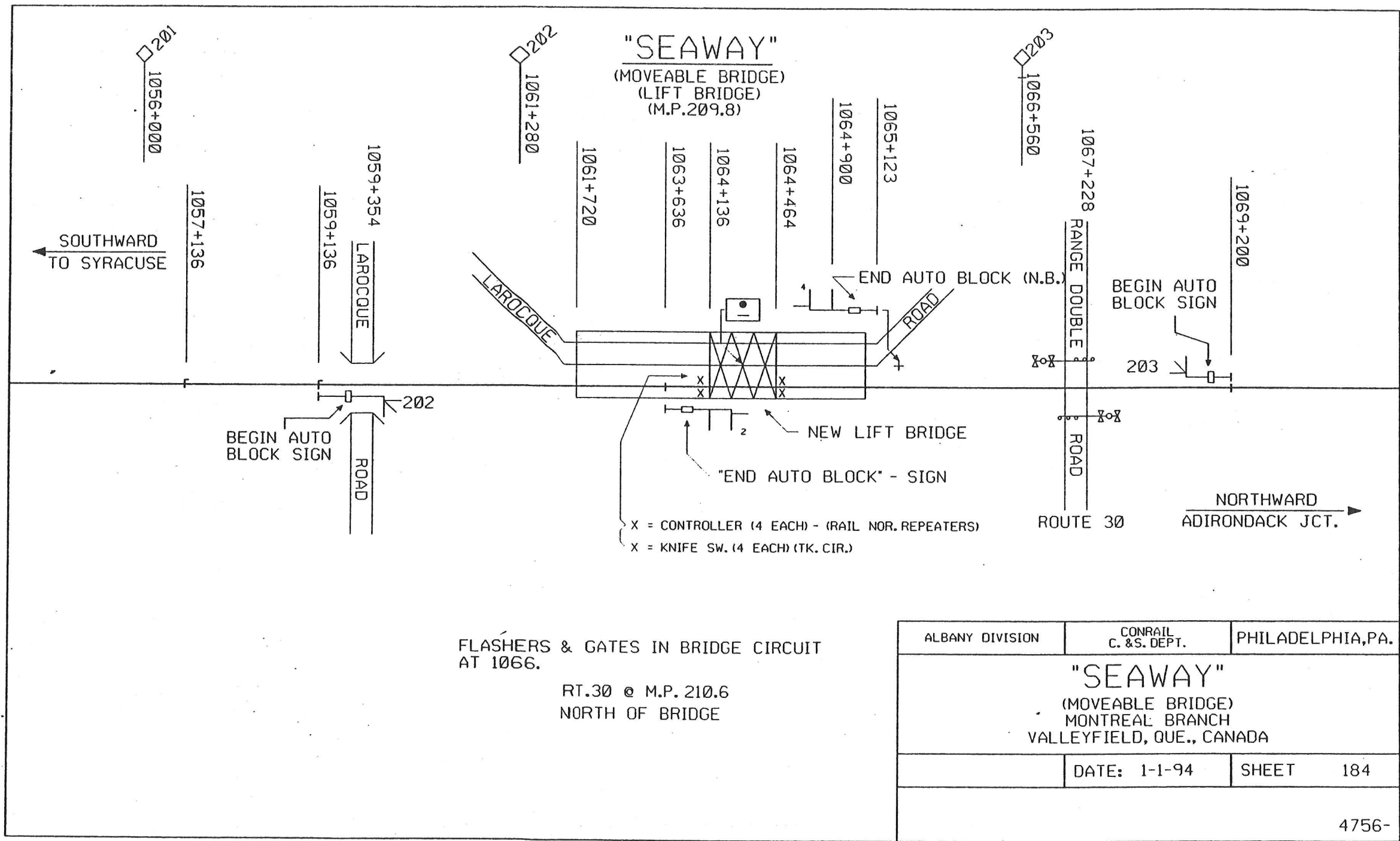
WEST BOUND
 HOME SIGNAL
 CP 69



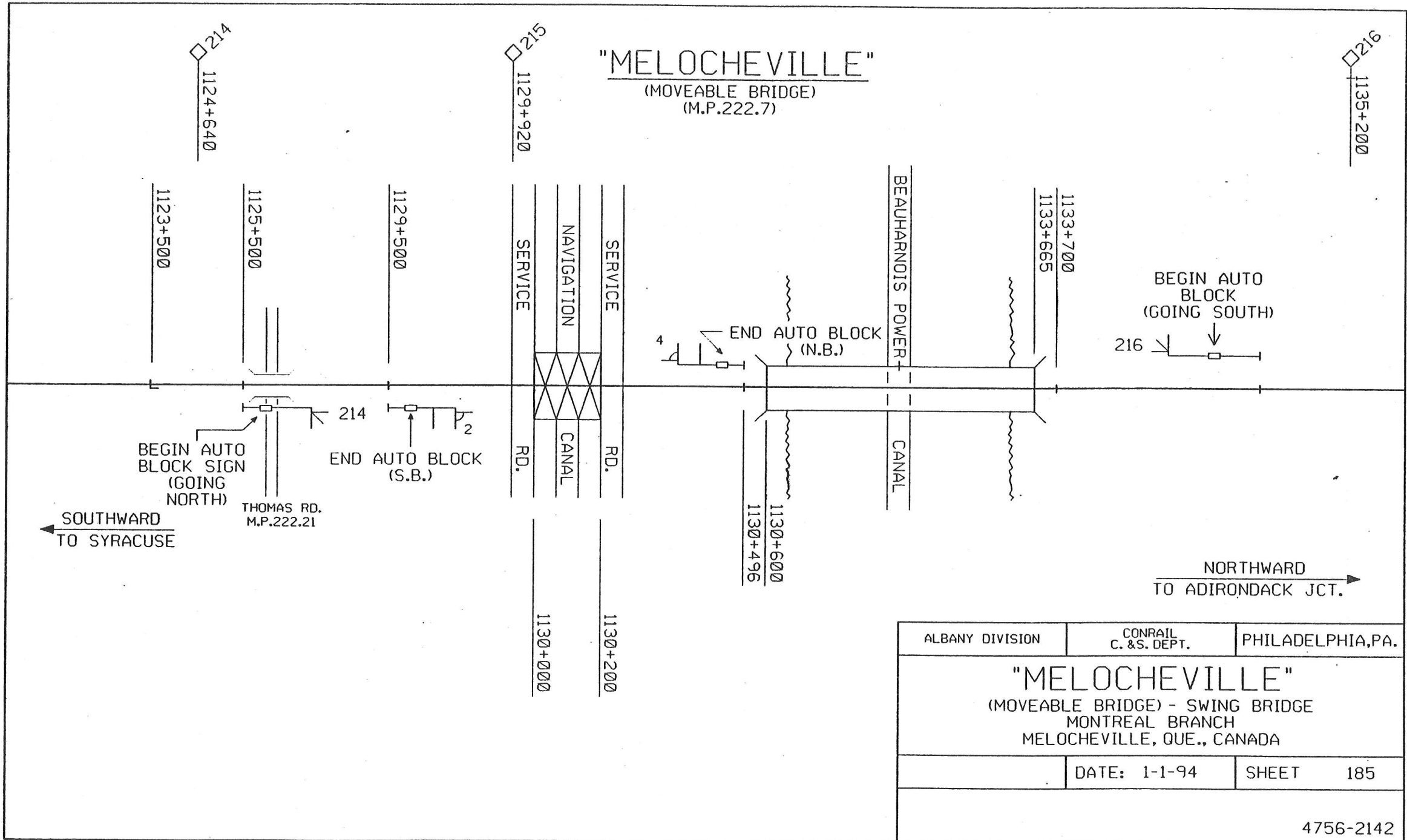
THIS HOME SIG. IS
 THE EAST BOUND FOR 25

NOTES: ALL SWITCH MACHINES ARE G.R.S. MODEL - 5G
 ALL SWITCH HEATERS ARE ELECTRIC
 DISP. CONTROL

ALBANY DIVISION	CONRAIL C.&S. DEPT.	PHILADELPHIA, PA.
"CP-22" LOCKPORT BRANCH NIAGARA, NY		
	DATE: 1-1-94	SHEET 183
4821-0227		



ALBANY DIVISION	CONRAIL C. & S. DEPT.	PHILADELPHIA, PA.
"SEAWAY" (MOVEABLE BRIDGE) MONTREAL BRANCH VALLEYFIELD, QUE., CANADA		
	DATE: 1-1-94	SHEET 184
		4756-



ALBANY DIVISION	CONRAIL C. & S. DEPT.	PHILADELPHIA, PA.
-----------------	--------------------------	-------------------

"MELOCHEVILLE"
 (MOVEABLE BRIDGE) - SWING BRIDGE
 MONTREAL BRANCH
 MELOCHEVILLE, QUE., CANADA

DATE: 1-1-94	SHEET 185
--------------	-----------

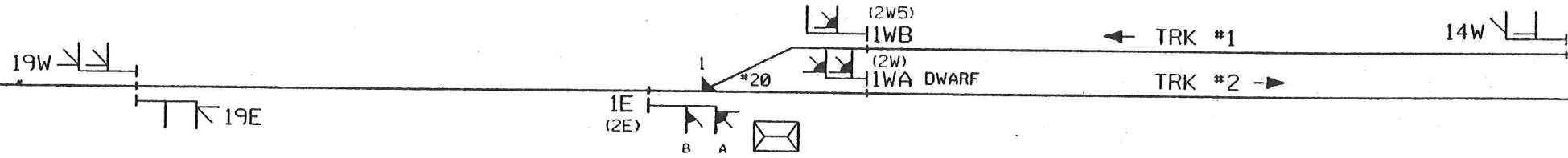
4756-2142

WESTWARD
CP 21

EASTWARD SIG. FOR 17 IS 16E
APP. 1,500' WEST OF JAGOW RD.

"CP-17"
WHEATFIELD
RE MOTE CONTROLLED
FROM DIST. OFFICE
T.C.S. P.C. SERIES 6
(M.P. 17.2)

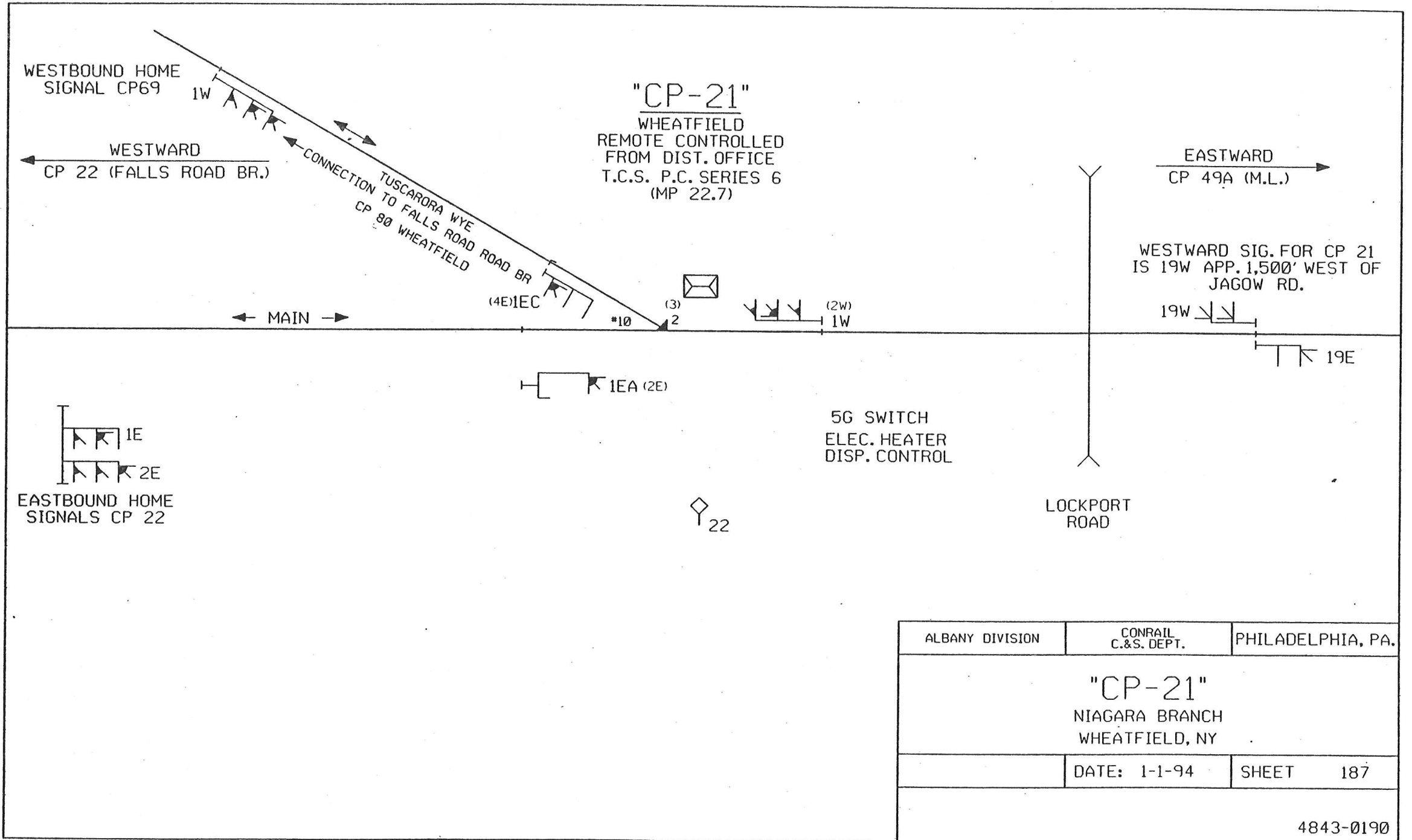
EASTWARD
CP EL-3



5 H SWITCHES
ELEC. HEATERS
DISP. CONTROL

17

ALBANY DIVISION	CONRAIL C.&S. DEPT.	PHILADELPHIA, PA.
"CP-17" NIAGARA BRANCH WHEATFIELD, NY		
	DATE: 1-1-94	SHEET 186
4843-0172		



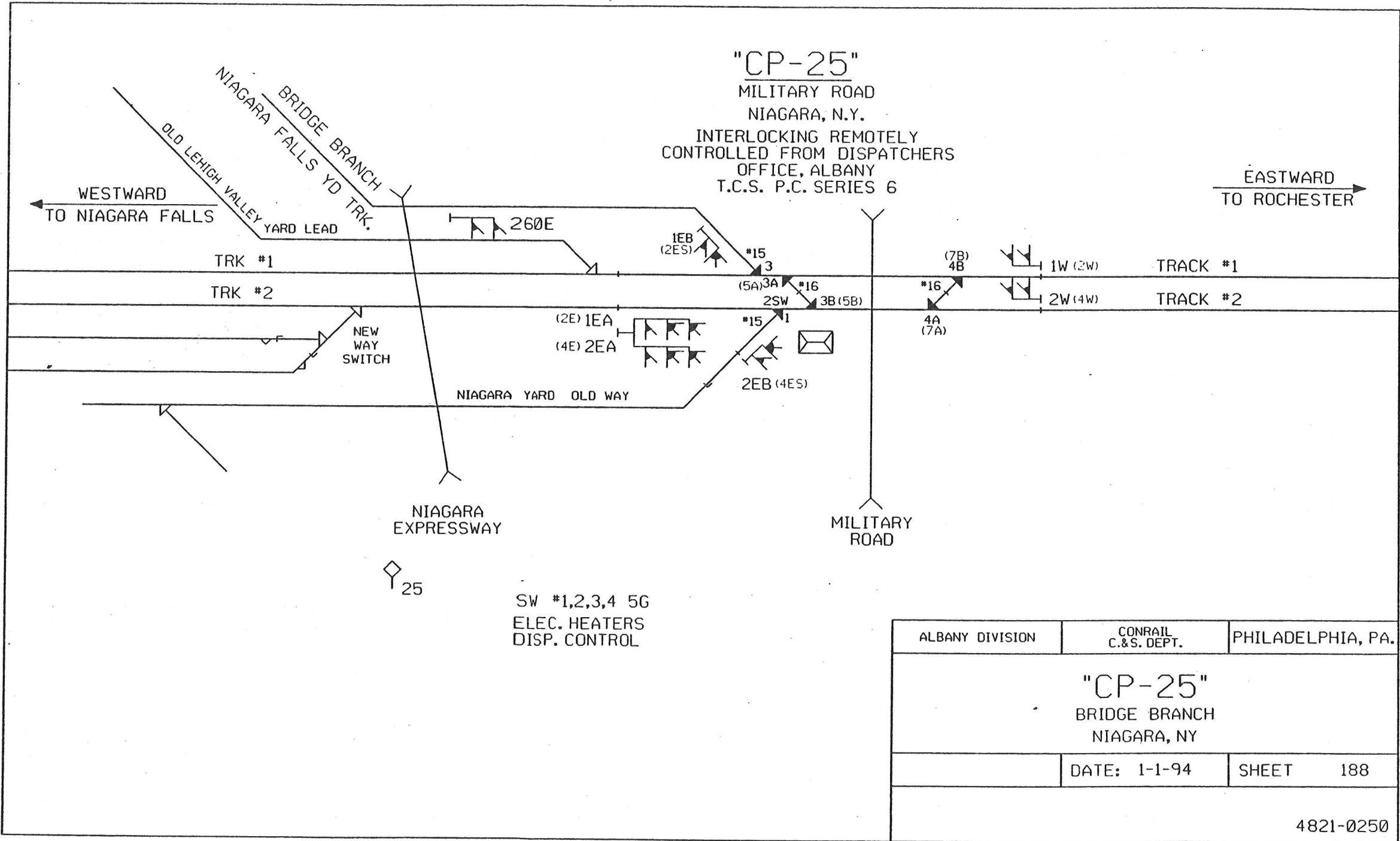
"CP-21"
 WHEATFIELD
 REMOTE CONTROLLED
 FROM DIST. OFFICE
 T.C.S. P.C. SERIES 6
 (MP 22.7)

WESTWARD SIG. FOR CP 21
 IS 19W APP. 1,500' WEST OF
 JAGOW RD.

5G SWITCH
 ELEC. HEATER
 DISP. CONTROL

LOCKPORT
 ROAD

ALBANY DIVISION	CONRAIL C.&S. DEPT.	PHILADELPHIA, PA.
"CP-21" NIAGARA BRANCH WHEATFIELD, NY		
DATE: 1-1-94		SHEET 187
4843-0190		



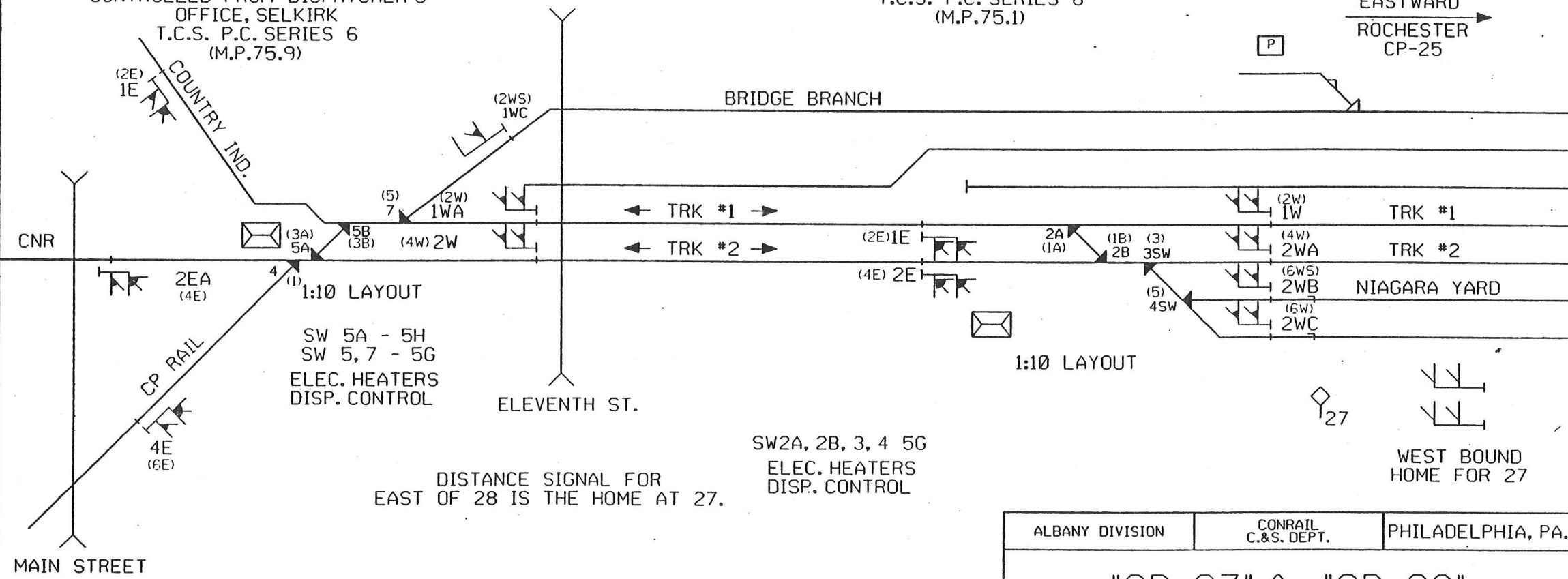
ALBANY DIVISION	CONRAIL C.&S. DEPT.	PHILADELPHIA, PA.
"CP-25" BRIDGE BRANCH NIAGARA, NY		
	DATE: 1-1-94	SHEET 188

4821-0250

"CP-28"
 SUSPENSION BRIDGE
 INTERLOCKING REMOTELY
 CONTROLLED FROM DISPATCHER'S
 OFFICE, SELKIRK
 T.C.S. P.C. SERIES 6
 (M.P.75.9)

"CP-27"
 INTERLOCKING REMOTELY
 CONTROLLED FROM DISPATCHER'S
 OFFICE, ALBANY
 T.C.S. P.C. SERIES 6
 (M.P.75.1)

EASTWARD
 ROCHESTER
 CP-25



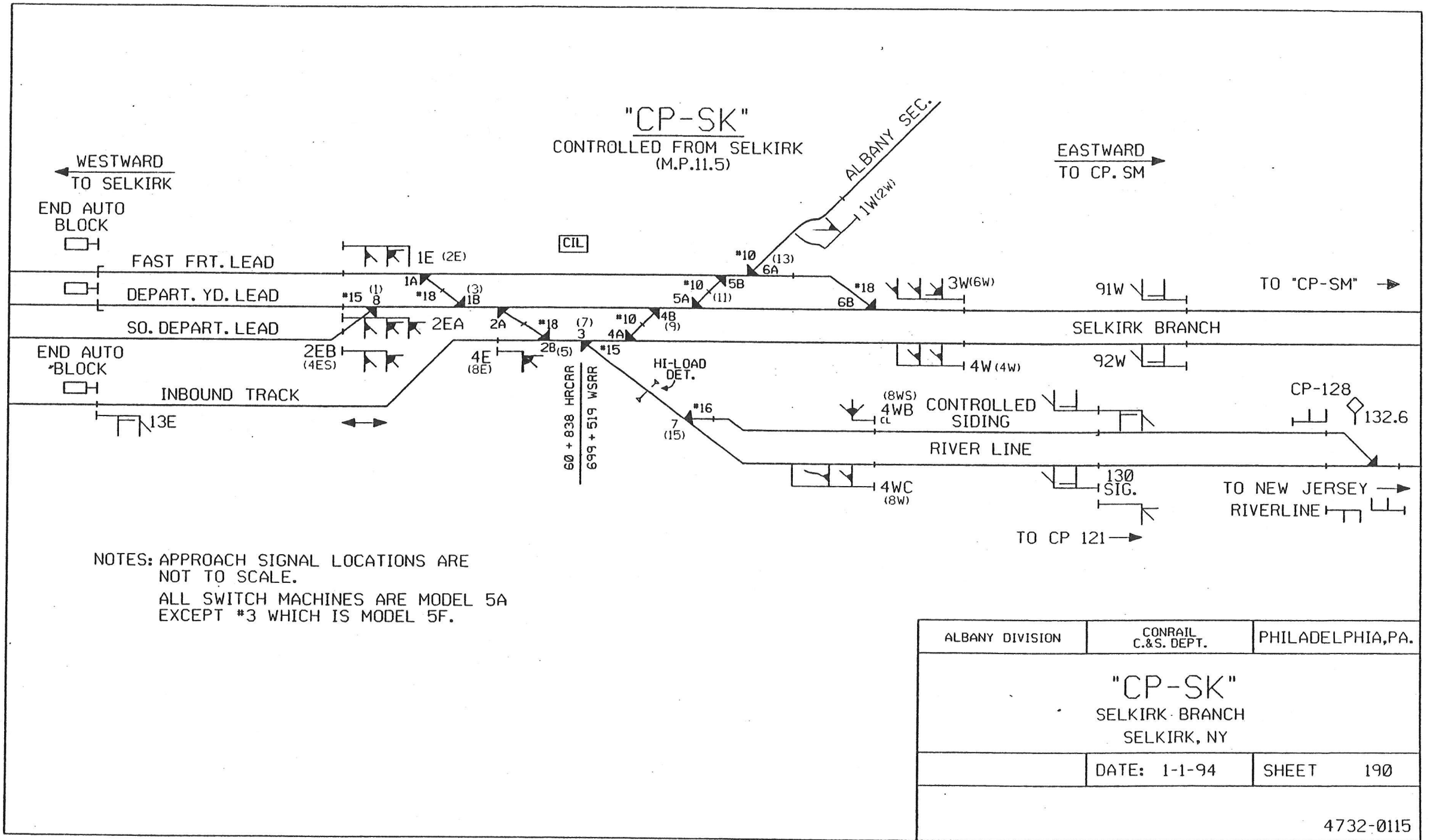
SW 5A - 5H
 SW 5, 7 - 5G
 ELEC. HEATERS
 DISP. CONTROL

SW2A, 2B, 3, 4 5G
 ELEC. HEATERS
 DISP. CONTROL

DISTANCE SIGNAL FOR
 EAST OF 28 IS THE HOME AT 27.

DISTANCE SIGNAL FOR WEST
 OF 28 IS IN CANADA

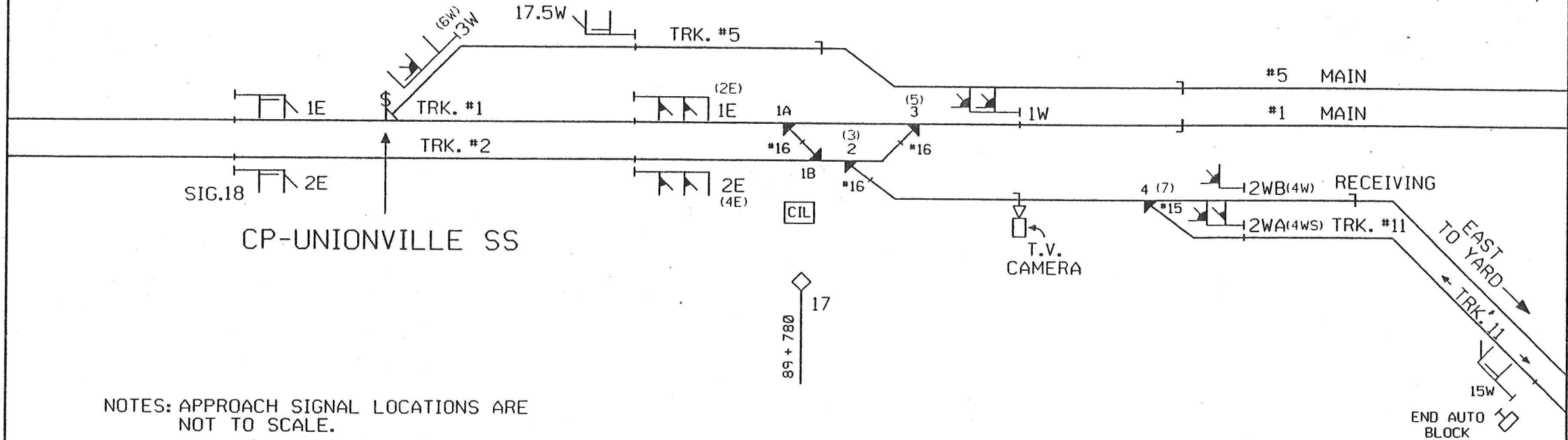
ALBANY DIVISION	CONRAIL C.&S. DEPT.	PHILADELPHIA, PA.
"CP-27" & "CP-28" BRIDGE BRANCH SUSPENSION BRIDGE, NY		
DATE: 1-1-94		SHEET 189
CP-27 4821-0274		CP-28 4821-0280



WESTWARD
TO BUFFALO

"CP-FB"
CONTROLLED FROM SELKIRK
(M.P.16.9)

EASTWARD
TO NEW YORK



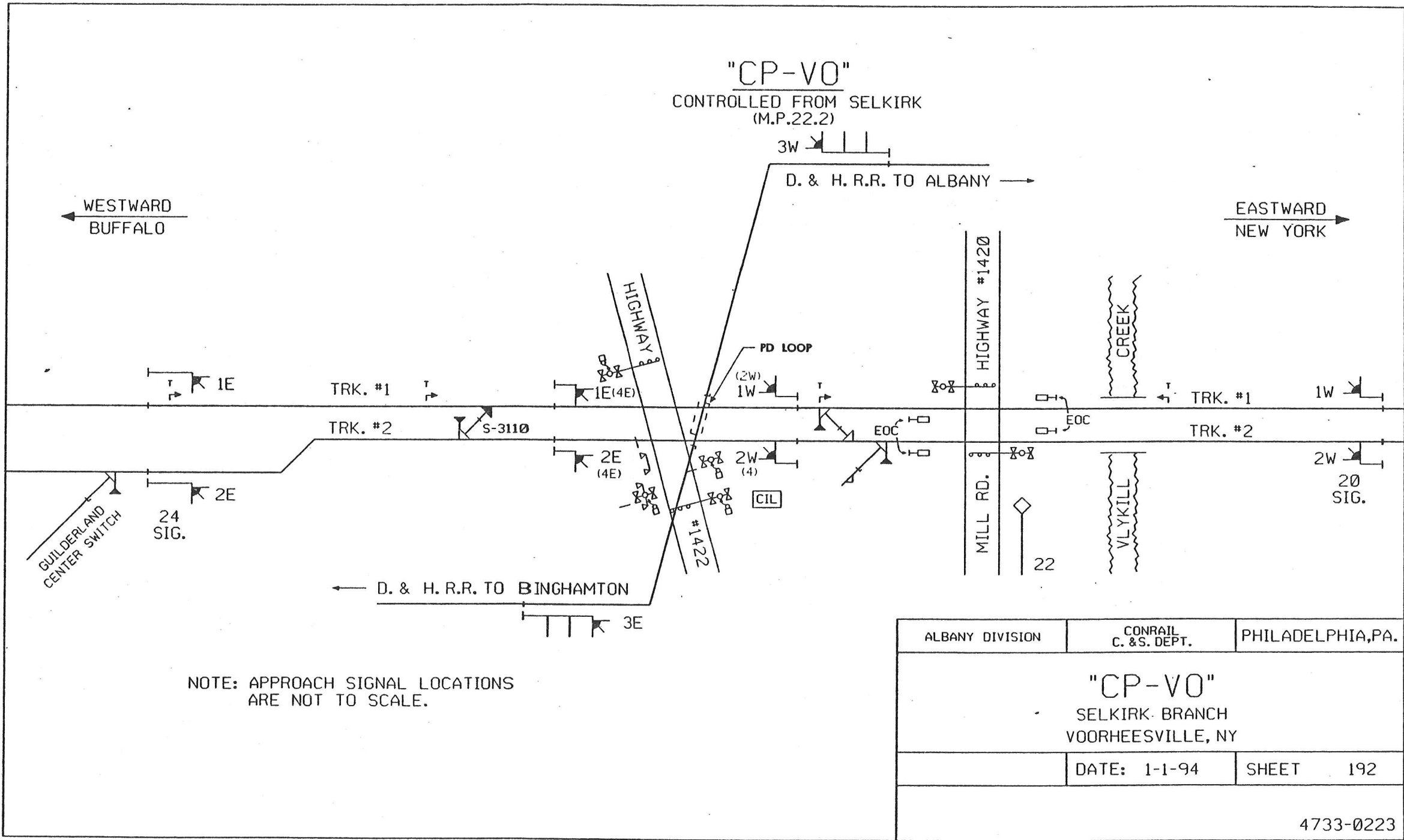
NOTES: APPROACH SIGNAL LOCATIONS ARE NOT TO SCALE.
ALL SWITCHES ARE GRS MODEL 5A.
6W CONTROLLED FROM CP-FB
#4 SW - 5F

ALBANY DIVISION	CONRAIL C. & S. DEPT.	PHILADELPHIA, PA.
-----------------	--------------------------	-------------------

"CP-FB"
SELKIRK BRANCH
FEURA BUSH, NY

DATE: 1-1-94	SHEET 191
--------------	-----------

4732-0169



"CP-V0"
 CONTROLLED FROM SELKIRK
 (M.P.22.2)

WESTWARD
 BUFFALO

EASTWARD
 NEW YORK

3W
 D. & H. R.R. TO ALBANY

D. & H. R.R. TO BINGHAMTON

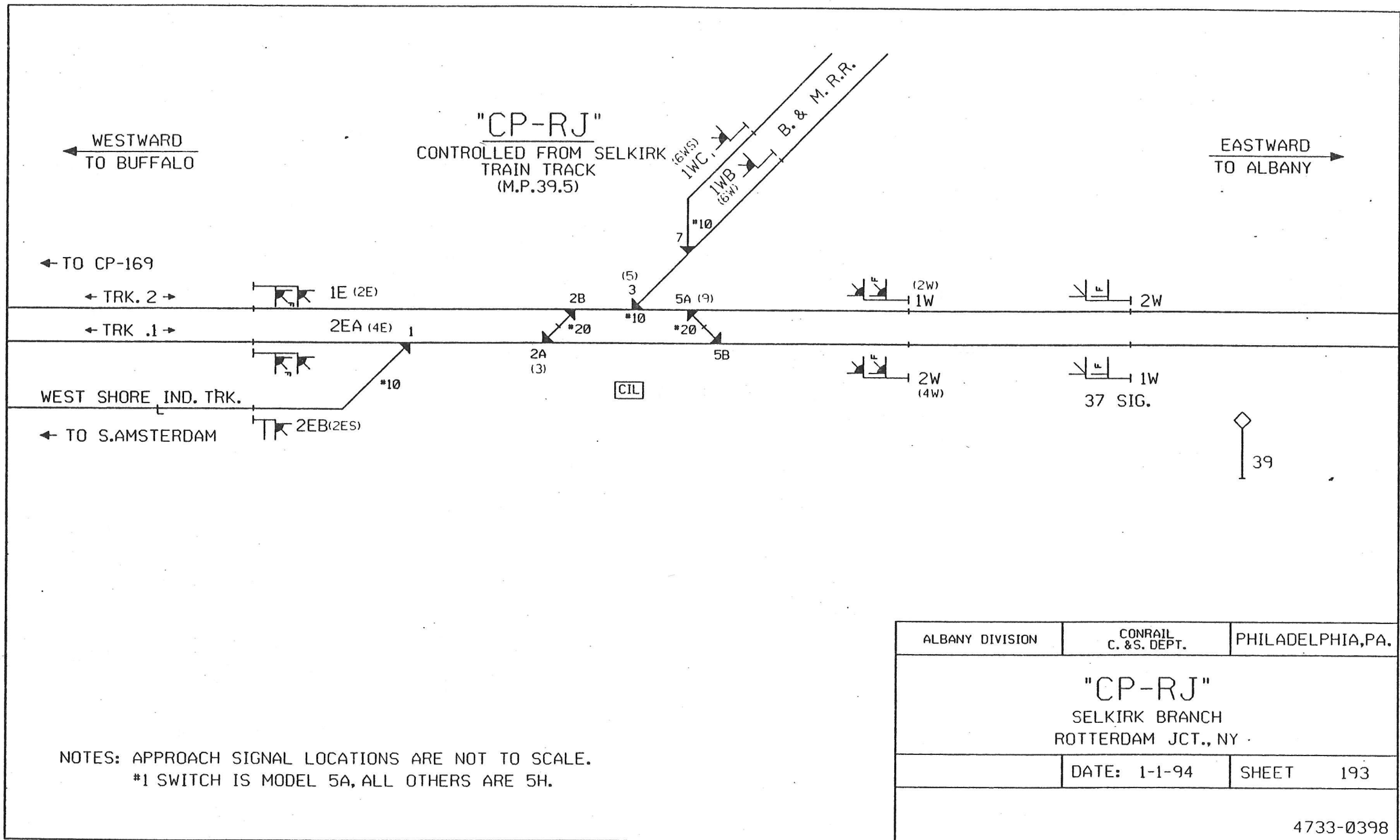
NOTE: APPROACH SIGNAL LOCATIONS
 ARE NOT TO SCALE.

ALBANY DIVISION	CONRAIL C. & S. DEPT.	PHILADELPHIA, PA.
-----------------	--------------------------	-------------------

"CP-V0"
 SELKIRK BRANCH
 VOORHEESVILLE, NY

DATE: 1-1-94	SHEET 192
--------------	-----------

4733-0223



"CP-RJ"
 CONTROLLED FROM SELKIRK
 TRAIN TRACK
 (M.P.39.5)

← WESTWARD
 TO BUFFALO

EASTWARD
 TO ALBANY →

← TO CP-169

← TRK. 2 →

← TRK. 1 →

WEST SHORE IND. TRK.

← TO S.AMSTERDAM

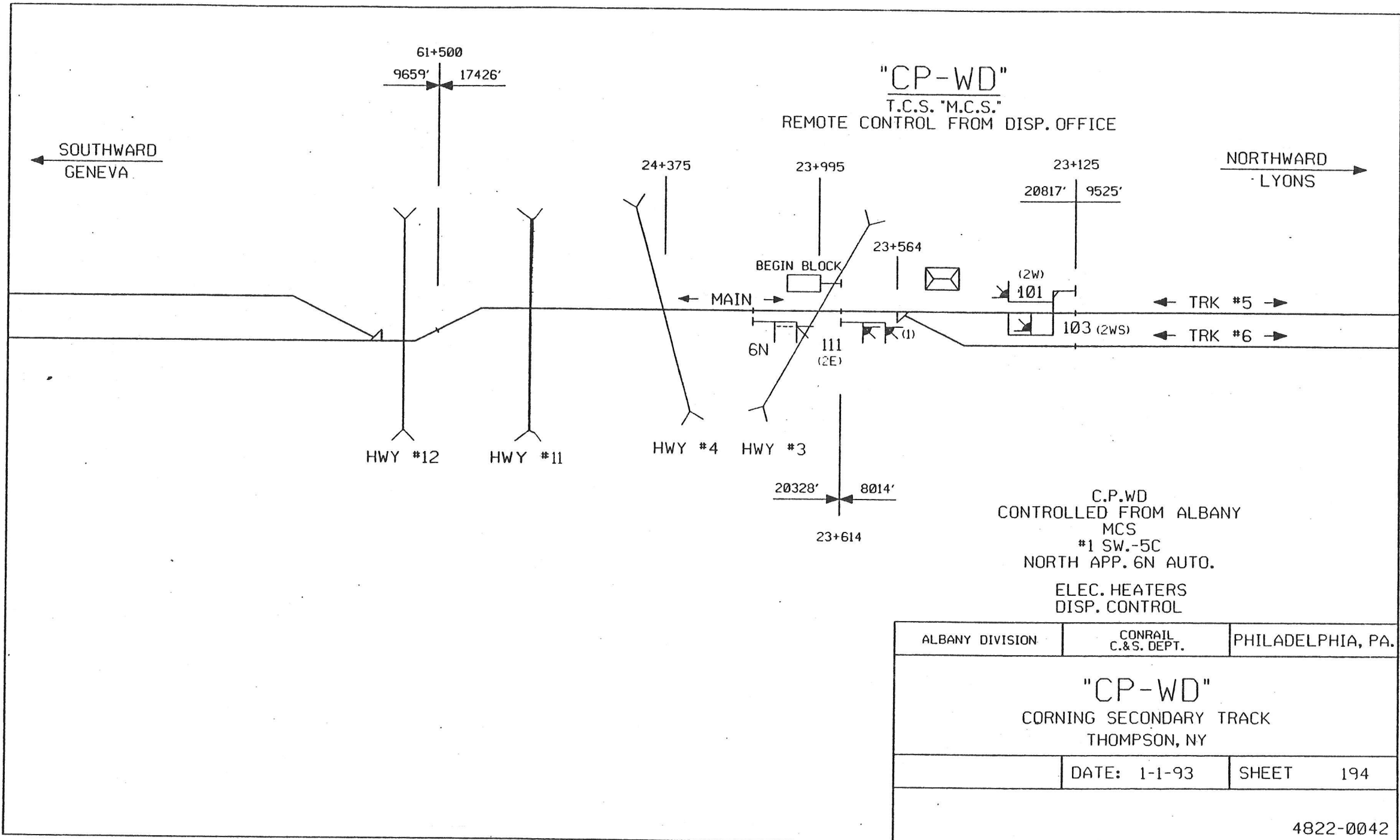
CIL

37 SIG.

39

NOTES: APPROACH SIGNAL LOCATIONS ARE NOT TO SCALE.
 #1 SWITCH IS MODEL 5A, ALL OTHERS ARE 5H.

ALBANY DIVISION	CONRAIL C. & S. DEPT.	PHILADELPHIA, PA.
"CP-RJ" SELKIRK BRANCH ROTTERDAM JCT., NY		
	DATE: 1-1-94	SHEET 193
4733-0398		



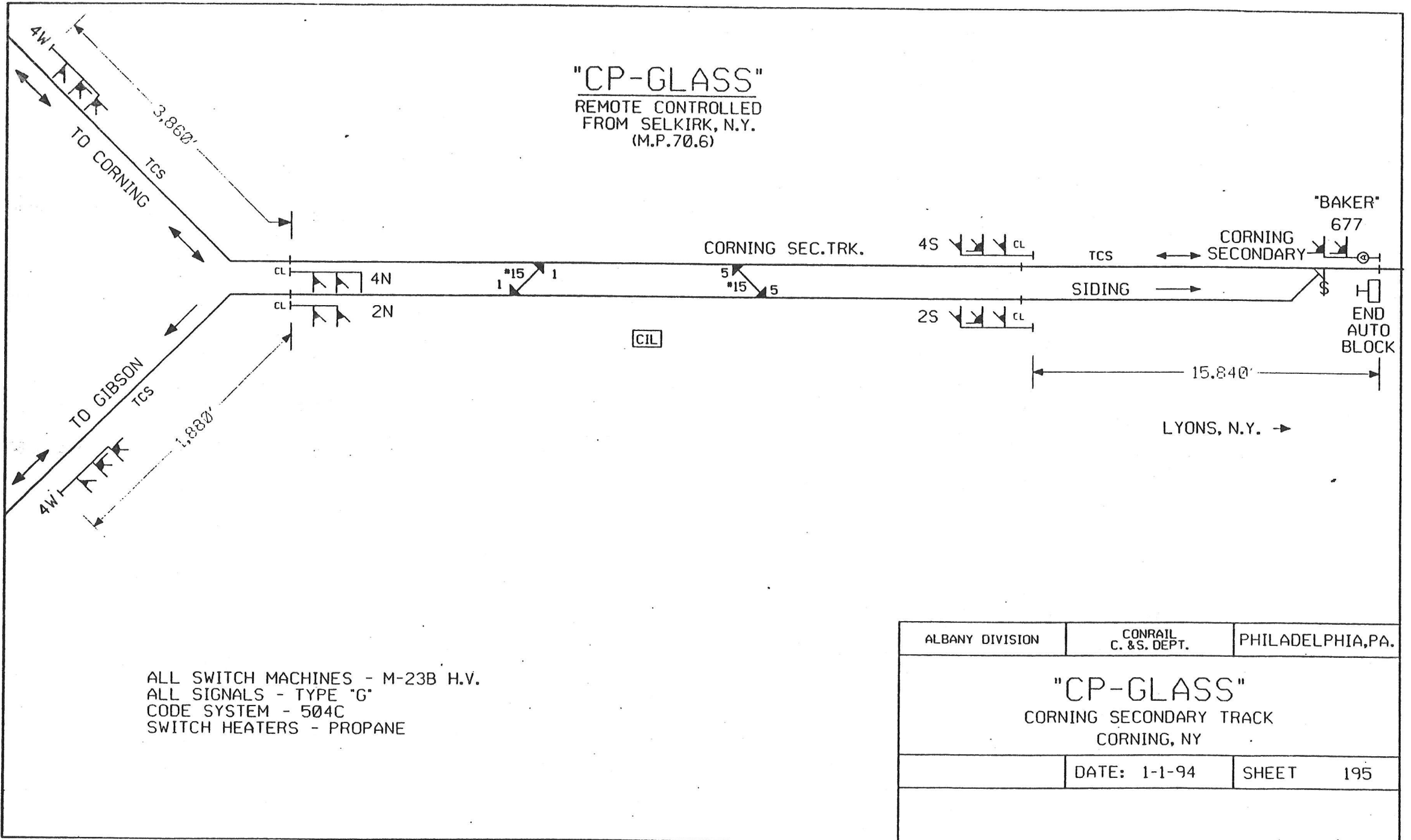
"CP-WD"
 T.C.S. "M.C.S."
 REMOTE CONTROL FROM DISP. OFFICE

C.P.WD
 CONTROLLED FROM ALBANY
 MCS
 #1 SW.-5C
 NORTH APP. 6N AUTO.
 ELEC. HEATERS
 DISP. CONTROL

ALBANY DIVISION	CONRAIL C.&S. DEPT.	PHILADELPHIA, PA.
"CP-WD" CORNING SECONDARY TRACK THOMPSON, NY		
	DATE: 1-1-93	SHEET 194

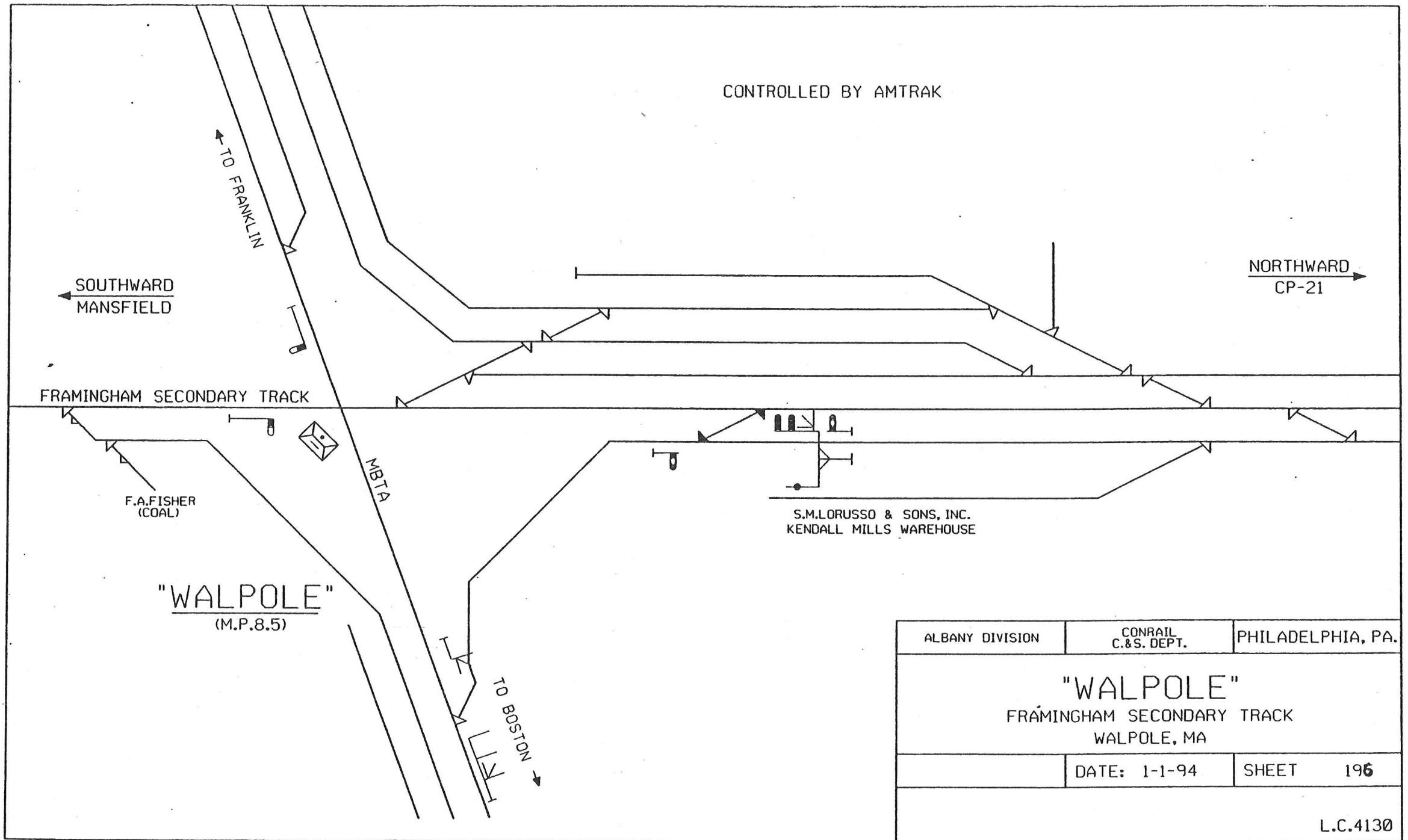
4822-0042

"CP-GLASS"
 REMOTE CONTROLLED
 FROM SELKIRK, N.Y.
 (M.P. 70.6)



ALL SWITCH MACHINES - M-23B H.V.
 ALL SIGNALS - TYPE "G"
 CODE SYSTEM - 504C
 SWITCH HEATERS - PROPANE

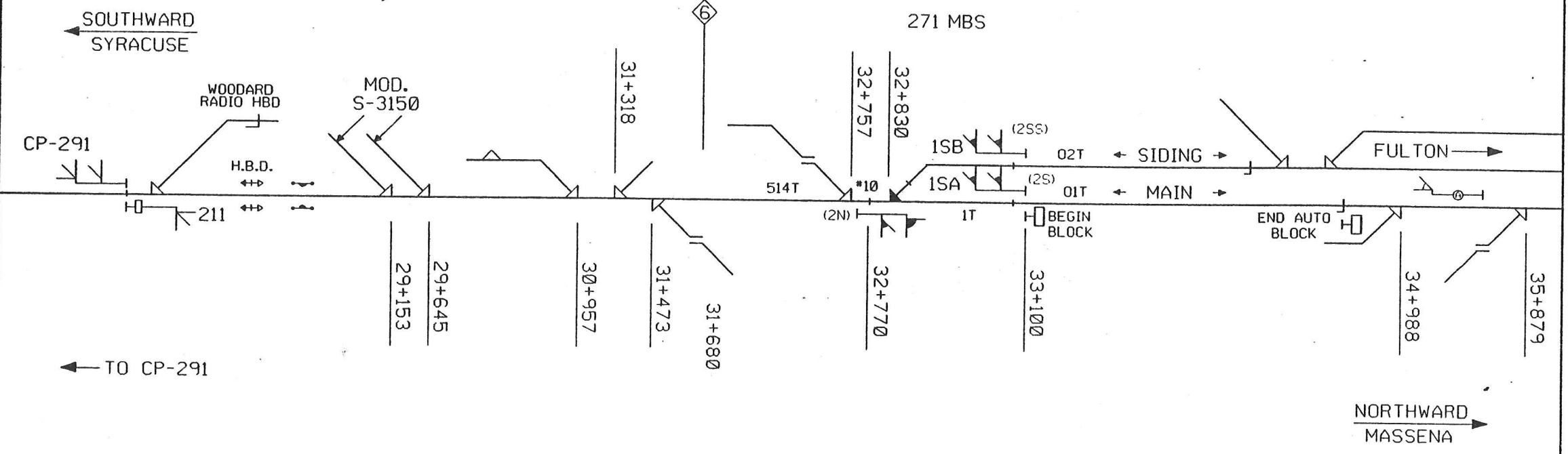
ALBANY DIVISION	CONRAIL C. & S. DEPT.	PHILADELPHIA, PA.
<p>"CP-GLASS" CORNING SECONDARY TRACK CORNING, NY</p>		
	DATE: 1-1-94	SHEET 195



ALBANY DIVISION	CONRAIL C.&S. DEPT.	PHILADELPHIA, PA.
"WALPOLE" FRAMINGHAM SECONDARY TRACK WALPOLE, MA		
DATE: 1-1-94		SHEET 196
L.C.4130		

"CP-W"
 CONTROLLED FROM SELKIRK
 (M.P.6.2)

G.E. SERIES SIX
 271 MBS



NOTES: SWITCH MACHINE IS MODEL 5F.
 ELECTRIC SWITCH HEATERS

ALBANY DIVISION	CONRAIL C.&S. DEPT.	PHILADELPHIA, PA.
"CP-W" MONTREAL SECONDARY TRACK WOODARD, NY		
	DATE: 1-1-94	SHEET 197
4721-0062		