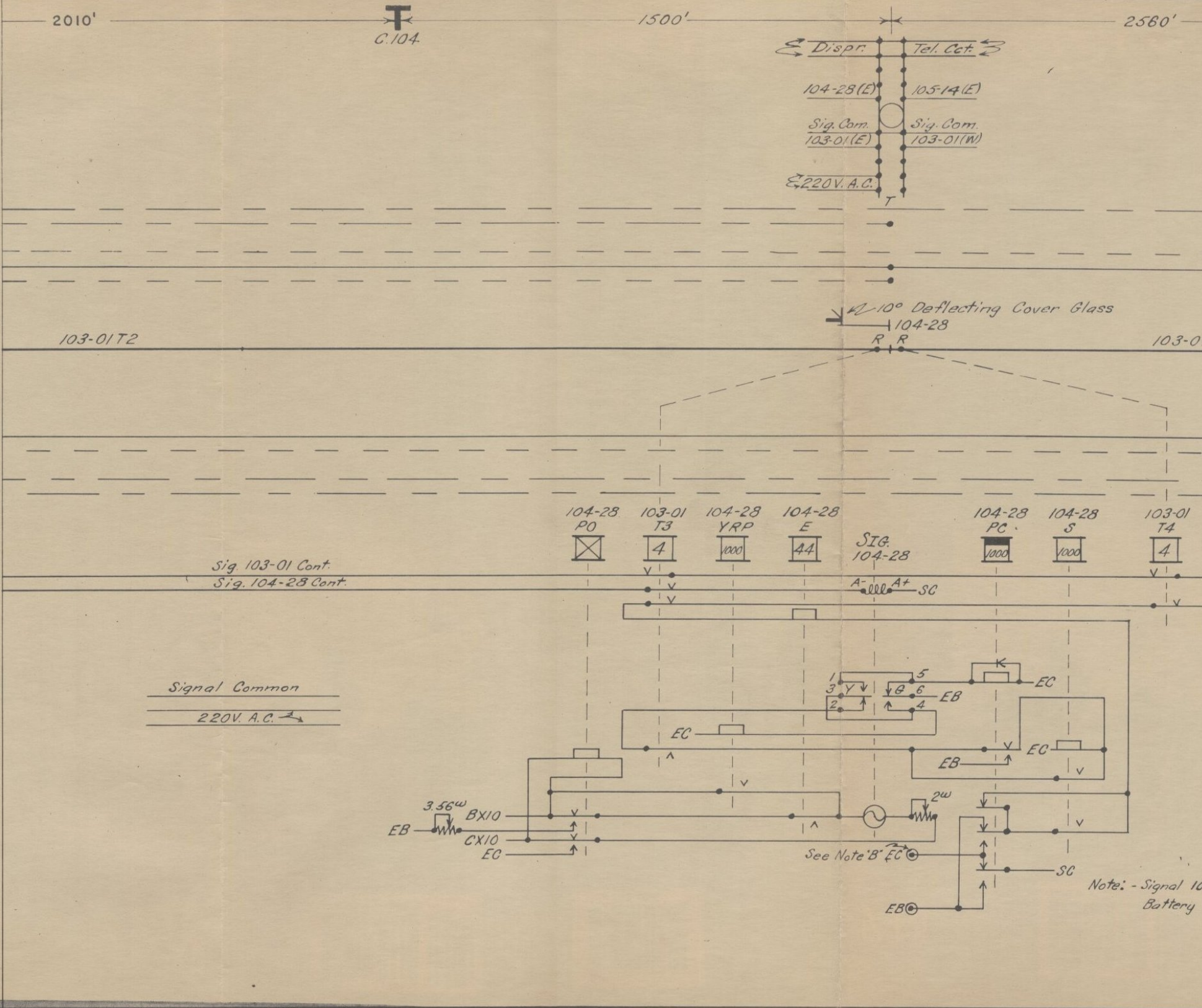
2010'
C.104
1500'
2560'
Dispr.
Tel. Cct.
104-28(E)
105-14(E)
Sig. Com.
103-01(E)
Sig. Com.
103-01(W)
220V. A.C.
T
10° Deflecting Cover Glass
104-28
R
R
103-01T2
103-0
104-28
PO
103-01
T3
4
104-28
YRP
1000
104-28
E
44
SIG.
104-28
104-28
PC
1000
104-28
S
1000
103-01
T4
4
Sig. 103-01 Cont.
Sig. 104-28 Cont.
A-
A+
SC
1
3
Y
2
5
G
6
4
EB
EC
EC
EC
EB
Signal Common
220V. A.C.
3.56w
BX10
CX10
EB
EC
2w
See Note 'B'
EC
EB
SC
Note: - Signal 1
Battery

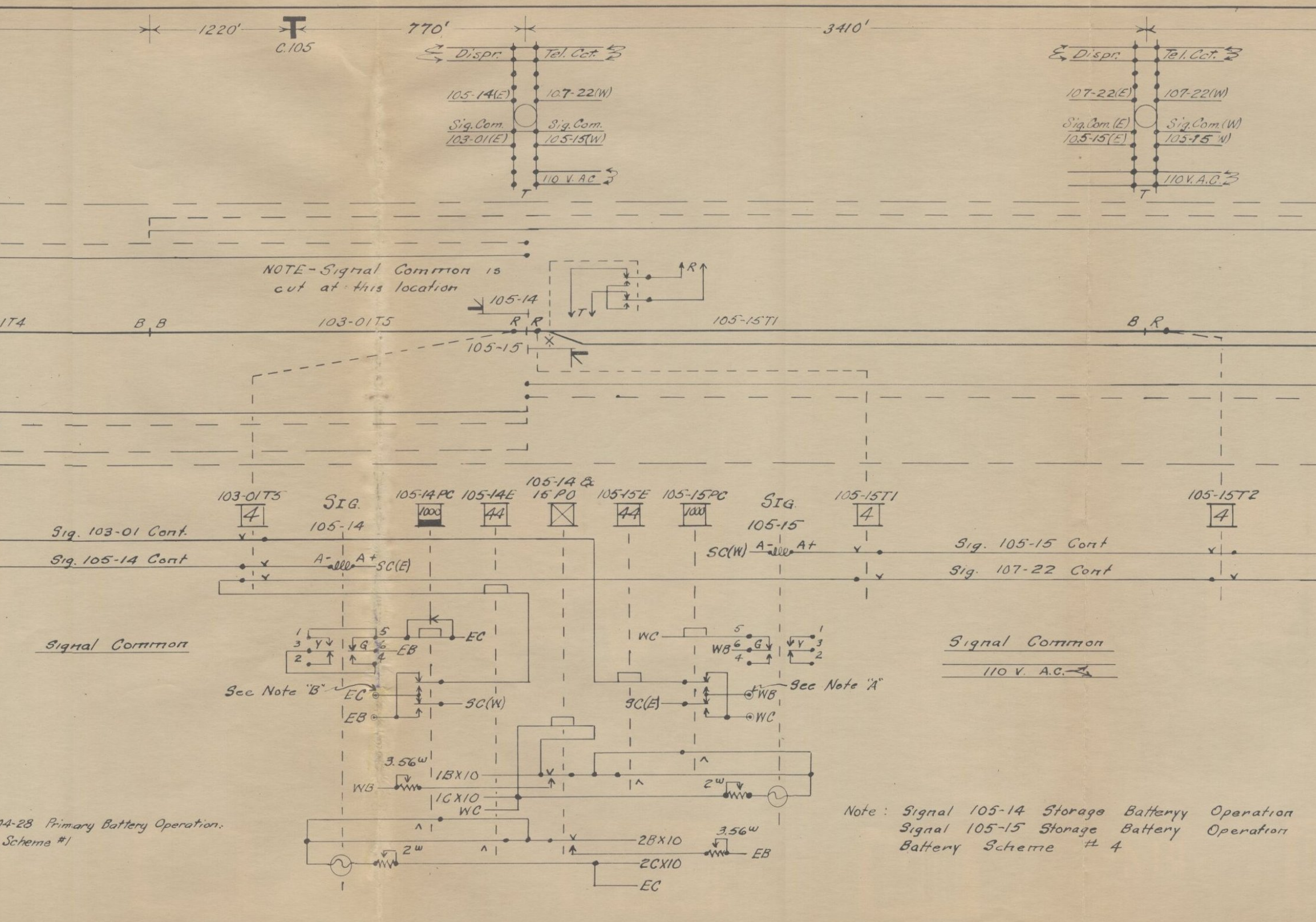
1220'
C.105
770'
3410'
Dispr.
Tel. Cct.
105-14(E)
107-22(W)
Sig. Com.
103-01(E)
Sig. Com.
105-15(W)
110 V. AC
T
Dispr.
Tel. Cct.
107-22(E)
107-22(W)
Sig. Com. (E)
105-15(E)
Sig. Com. (W)
105-15 W)
110 V. A.C.
T
105-14
1T4
B B
103-01T5
R R
105-15T1
B R
105-15
R
T
103-01T5
4
SIG.
105-14
105-14PC
1000
105-14E
44
105-14 & 16 PO
105-15E
44
105-15PC
1000
SIG.
105-15
105-15T1
4
105-15T2
4
Sig. 103-01 Cont.
Sig. 105-14 Cont
A-
A+
SC(E)
SC(W)
A-
A+
Sig. 105-15 Cont
Sig. 107-22 Cont
Signal Common
Signal Common
110 V. A.C.
1
3
Y
2
5
G
6
4
EB
EC
See Note "B"
EC
EB
SC(W)
WC
5
WB
6
G
4
Y
1
3
2
SC(E)
See Note "A"
WB
WC
3.56ʷ
WB
1BX10
1CX10
WC
2ʷ
2ʷ
2BX10
3.56ʷ
EB
2CX10
EC

NOTE - Signal Common is cut at this location

04-28 Primary Battery Operation.
Scheme #1

Note: Signal 105-14 Storage Batteryy Operation
Signal 105-15 Storage Battery Operation
Battery Scheme # 4

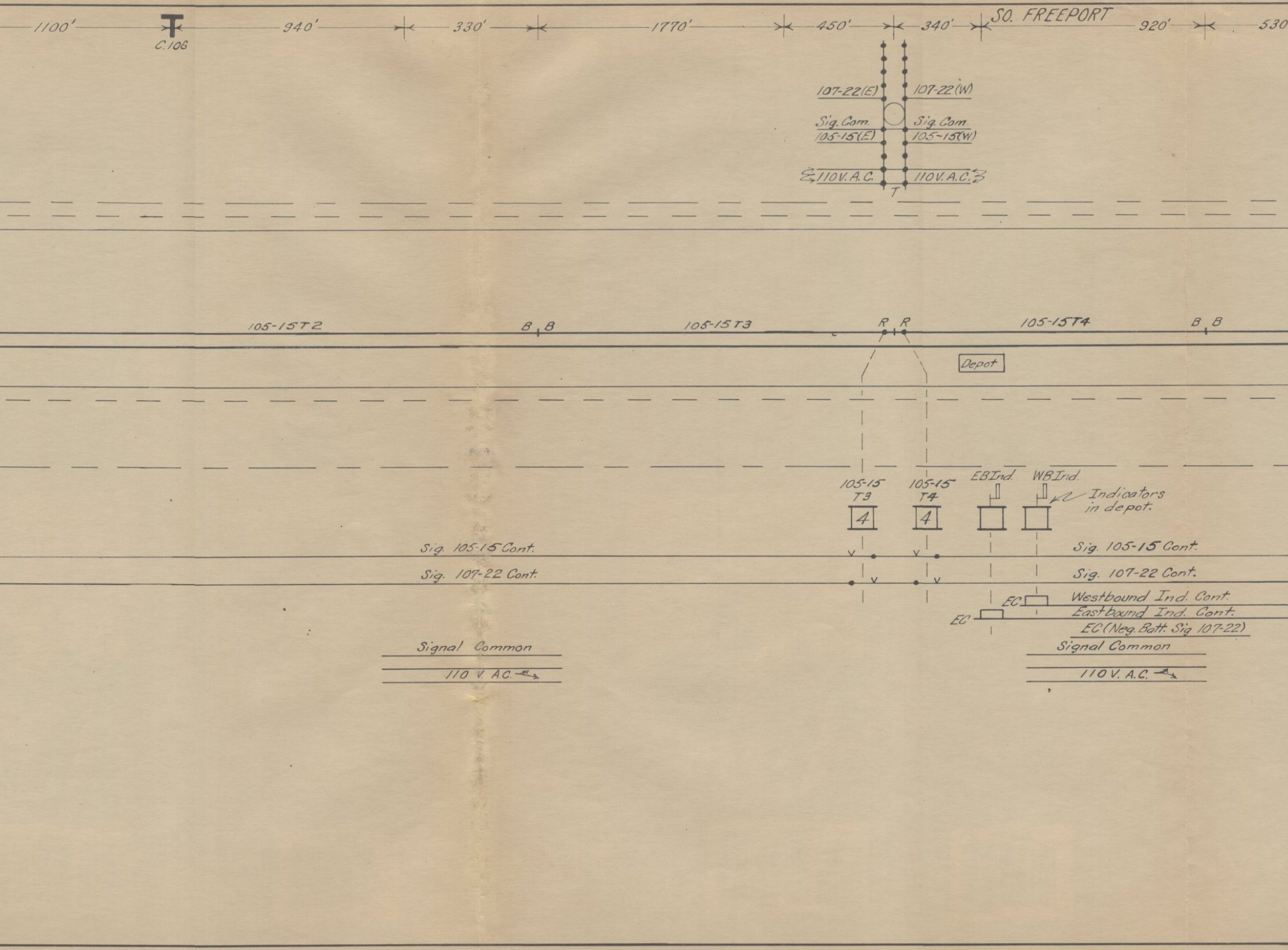
1100'
C.106
940'
330'
1770'
450'
340'
SO. FREEPORT
920'
530
107-22(E)
107-22(W)
Sig. Com.
105-15(E)
Sig. Com.
105-15(W)
110V. A.C.
110V. A.C.
T
105-15T2
B B
105-15T3
R R
105-15T4
B B
Depot
105-15 T3
4
105-15 T4
4
EB Ind.
WB Ind.
Indicators in depot.
Sig. 105-15 Cont.
Sig. 107-22 Cont.
Sig. 105-15 Cont.
Sig. 107-22 Cont.
EC
Westbound Ind. Cont.
EC
Eastbound Ind. Cont.
EC (Neg. Batt. Sig 107-22)
Signal Common
110 V. AC.
Signal Common
110 V. A.C.

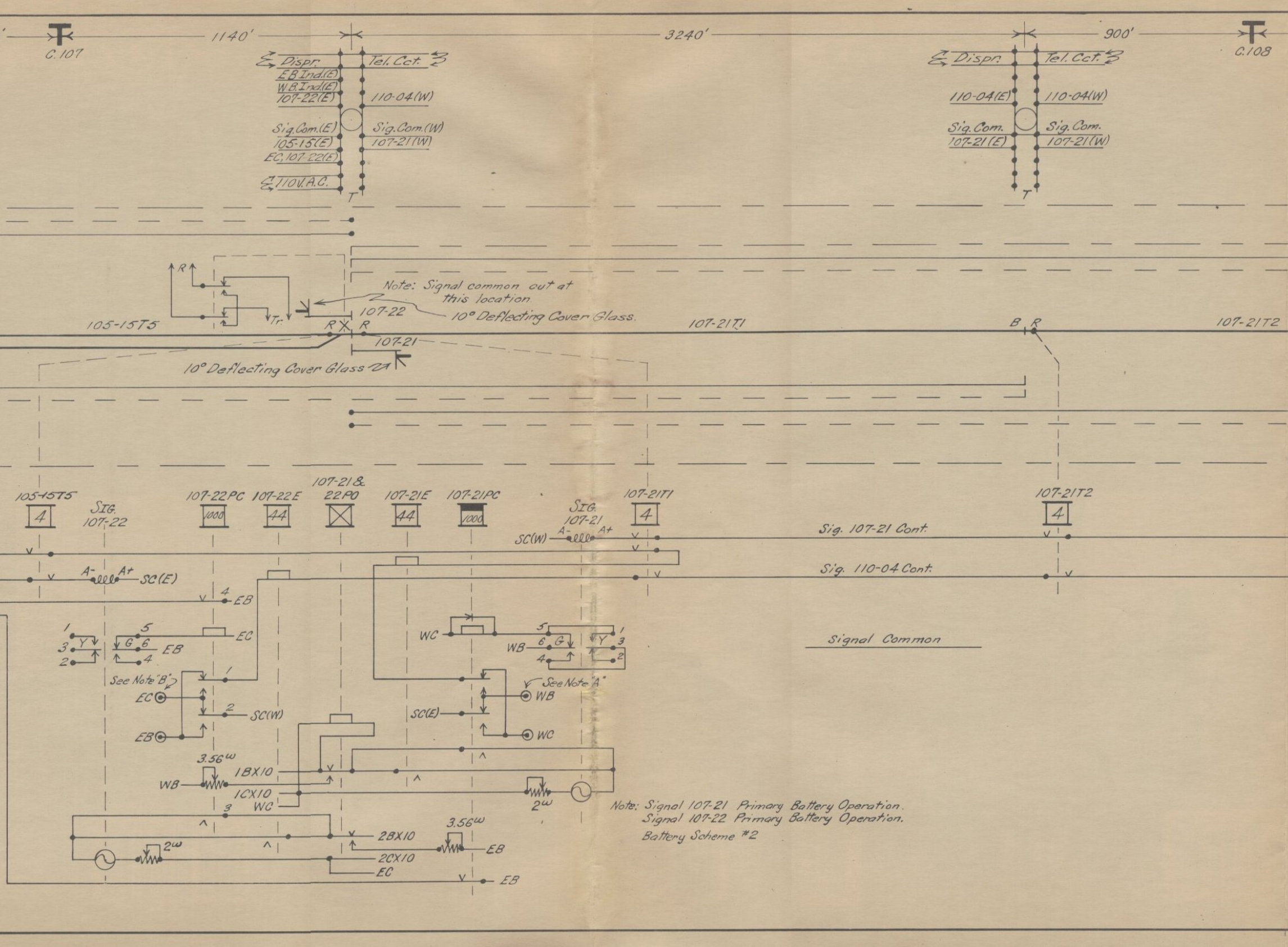
1140'
3240'
900'
C.107
C.108
Dispr.
Tel. Cct.
EB Ind.(E)
W.B. Ind.(E)
107-22(E)
110-04(W)
Sig. Com.(E)
Sig. Com.(W)
105-15(E)
107-21(W)
EC 107-22(E)
110V.A.C.
T
Dispr.
Tel. Cct.
110-04(E)
110-04(W)
Sig. Com.
Sig. Com.
107-21(E)
107-21(W)
T
R
Tr.
105-15T5
R
R
107-22
107-21
107-21T1
B
R
107-21T2
10° Deflecting Cover Glass.
10° Deflecting Cover Glass
105-15T5
4
SIG. 107-22
107-22PC
1000
107-22E
44
107-21 & 22PO
107-21E
44
107-21PC
1000
SIG. 107-21
107-21T1
4
107-21T2
4
SC(W)
A-
A+
Sig. 107-21 Cont.
A-
A+
SC(E)
Sig. 110-04 Cont.
4
EB
1
3
2
Y
5
G
6
4
EB
EC
WC
5
WB
6
G
4
Y
1
3
2
Signal Common
See Note "B"
EC
1
2
SC(W)
EB
See Note "A"
WB
SC(E)
WC
3.56ω
WB
1BX10
1CX10
WC
2ω
3
2BX10
3.56ω
EB
2ω
2CX10
EC
EB

Note: Signal common cut at this location.

Note: Signal 107-21 Primary Battery Operation.
Signal 107-22 Primary Battery Operation.
Battery Scheme #2

10 - 6 - 60


2210'
B B
107-21T3
Sig. 107-21 Cont.
Sig. 110-04 Cont.
Signal Common

NOTE "A" - WESTBOUND SIGNALS HAVE POSITIVE SIDE OF BATTERY CONNECTED TO SIGNAL COMMON THROUGH PC RELAY.

NOTE "B" - EASTBOUND SIGNALS HAVE NEGATIVE SIDE OF BATTERY CONNECTED TO SIGNAL COMMON THROUGH PC RELAY.

Revised 5-16-46
EB & WB Inds.
installed in depot.

Zachary C. Gillihan
Digitally signed by Zachary C. Gillihan
DN: cn=Zachary C. Gillihan, o=ZCG Utility Scrap, ou, email=amerenue04@yahoo.com, c=US
Date: 2010.08.21 17:44:50 -05'00'

Sheet 30