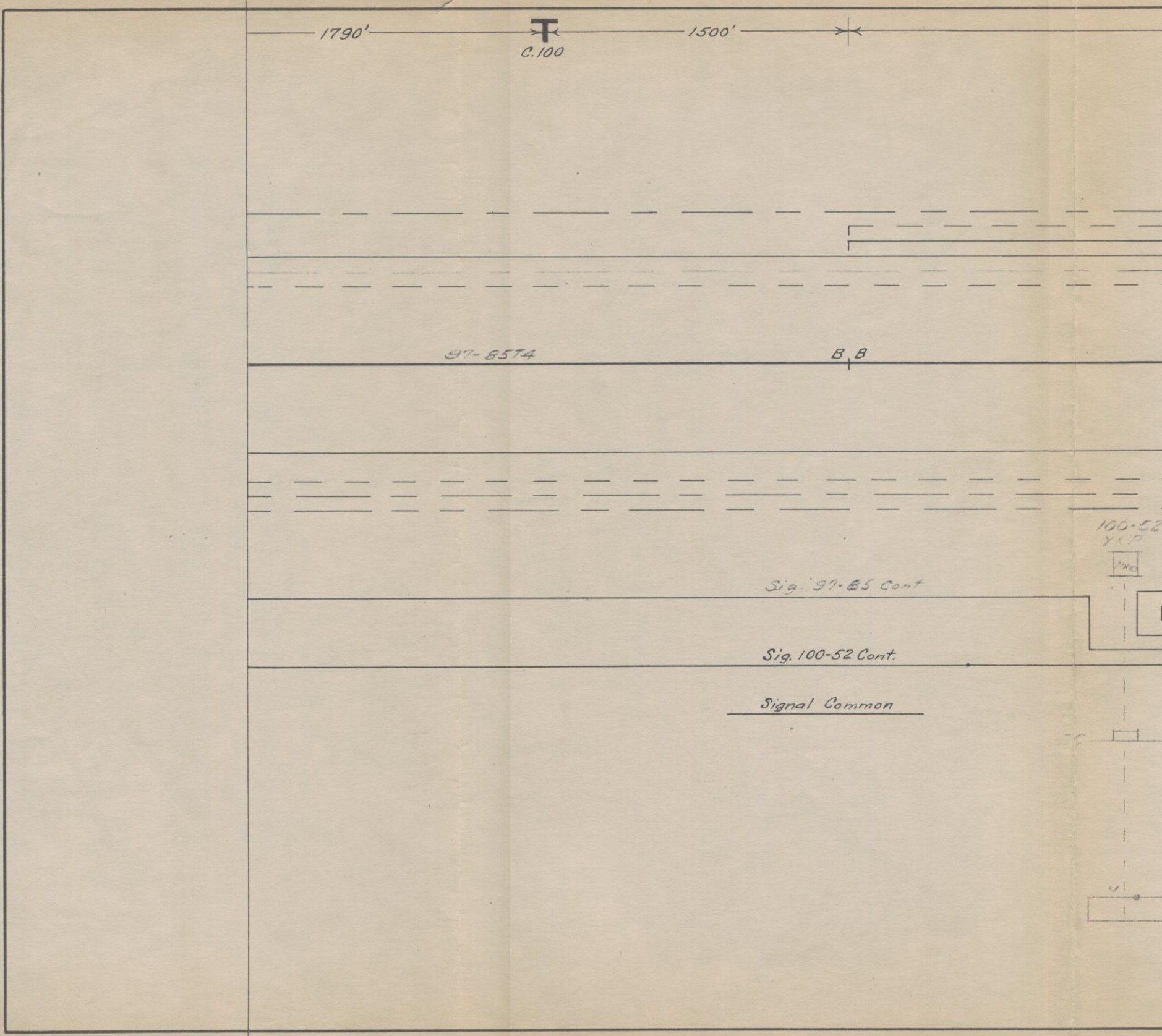
1790'
C.100
1500'
97-85T4
B B
100-52
YLP
1500
Sig. 97-85 Cont
Sig. 100-52 Cont.
Signal Common

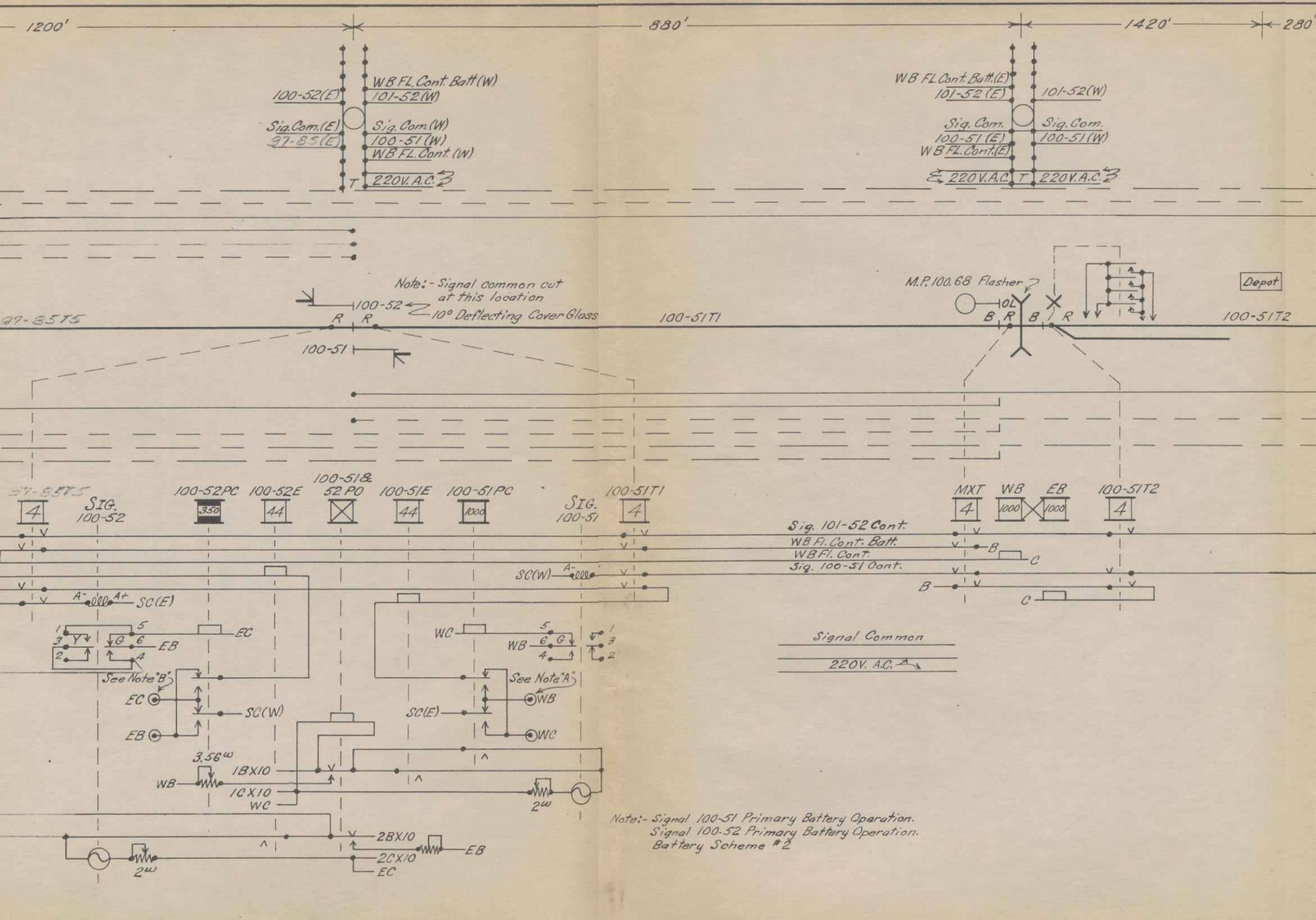

Note:- Signal common cut at this location

Note:- Signal 100-51 Primary Battery Operation.
Signal 100-52 Primary Battery Operation.
Battery Scheme #2

1200'
880'
1420'
280'
WB FL. Cont. Batt (W)
100-52(E)
101-52(W)
Sig. Com.(E)
Sig. Com.(W)
97-85(E)
100-51(W)
WB FL. Cont. (W)
T
220V. A.C.
WB FL. Cont. Batt.(E)
101-52(E)
101-52(W)
Sig. Com.
Sig. Com.
100-51(E)
100-51(W)
WB FL. Cont.(E)
220V. A.C.
T
220V. A.C.
100-52
10° Deflecting Cover Glass
97-85T5
R
R
100-51
100-51T1
M.P. 100.68 Flasher
OL
B
R
B
R
Depot
100-51T2
97-85T5
4
SIG. 100-52
100-52PC
350
100-52E
44
100-51& 52 PO
100-51E
44
100-51PC
1000
SIG. 100-51
100-51T1
4
MXT
4
WB
1000
EB
1000
100-51T2
4
Sig. 101-52 Cont.
WB Fl. Cont. Batt.
WB Fl. Cont.
Sig. 100-51 Cont.
B
C
B
C
A-
A+
SC(E)
SC(W)
A-
1
3
Y
2
G
5
6
4
EB
EC
See Note "B"
EC
EB
SC(W)
WC
5
6
G
WB
4
1
3
2
See Note "A"
WB
WC
SC(E)
3.56ω
WB
1BX10
1CX10
WC
2ω
2ω
2BX10
2CX10
EC
EB
Signal Common
220V. A.C.

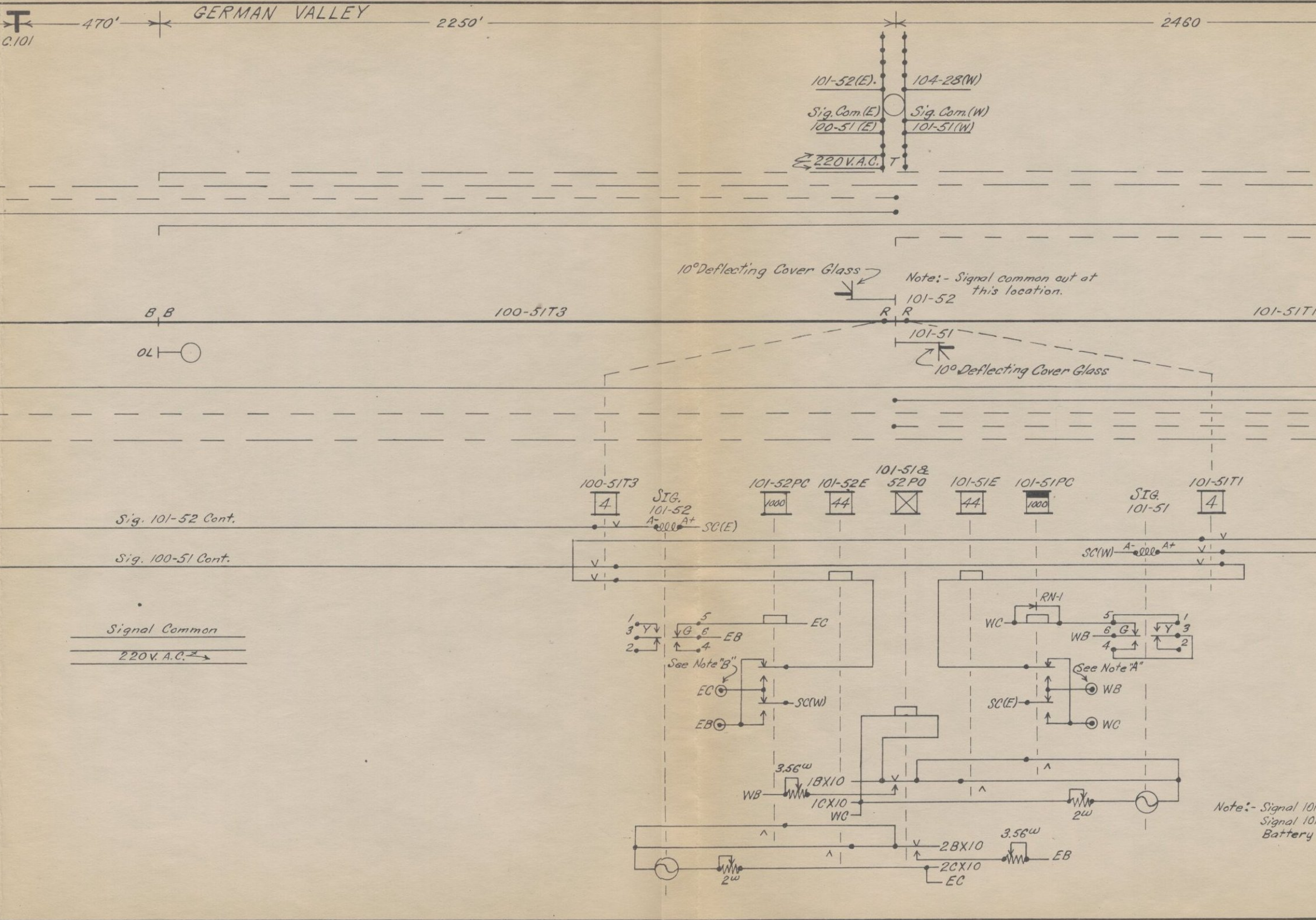

C.101
470'
GERMAN VALLEY
2250'
2460
101-52(E).
104-28(W)
Sig. Com.(E)
Sig. Com.(W)
100-51 (E)
101-51(W)
220V.A.C.
T
10° Deflecting Cover Glass
101-52
B B
100-51T3
R R
101-51T1
OL
101-51
10° Deflecting Cover Glass
100-51T3
4
SIG.
101-52
101-52PC
1000
101-52E
44
101-51&
52 PO
101-51E
44
101-51PC
1000
SIG.
101-51
101-51T1
4
Sig. 101-52 Cont.
A-
A+
SC(E)
Sig. 100-51 Cont.
SC(W)
A-
A+
Signal Common
220V. A.C.
1
3
Y
2
5
G
6
EB
4
EC
See Note "B"
EC
SC(W)
EB
RN-1
WC
5
1
WB
6
G
Y
3
4
2
See Note "A"
WB
SC(E)
WC
3.56ω
1BX10
WB
1CX10
WC
2ω
2BX10
3.56ω
EB
2CX10
EC
2ω

Note:- Signal common cut at this location.

Note:- Signal 10
Signal 10
Battery

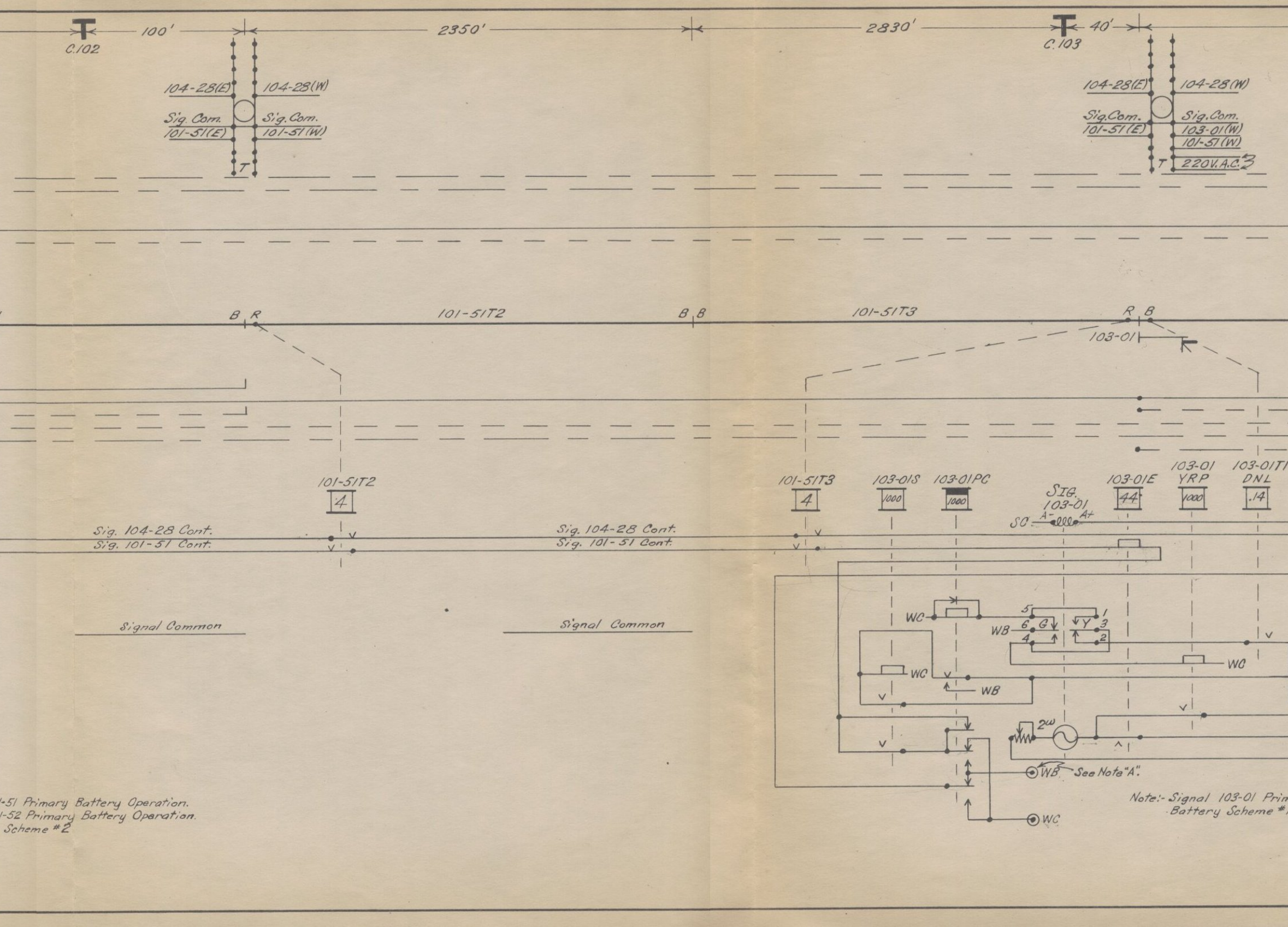
C.102
100'
2350'
2830'
C.103
40'
104-28(E)
104-28(W)
Sig. Com.
101-51(E)
Sig. Com.
101-51(W)
T
104-28(E)
104-28(W)
Sig. Com.
101-51(E)
Sig. Com.
103-01(W)
101-51(W)
T
220V. A.C.
B R
101-51T2
B B
101-51T3
R B
103-01
101-51T2
4
101-51T3
4
103-01S
1000
103-01PC
1000
SIG.
103-01
SC
A-
A+
103-01E
44
103-01
YRP
1000
103-01T1
DNL
.14
Sig. 104-28 Cont.
Sig. 101-51 Cont.
Sig. 104-28 Cont.
Sig. 101-51 Cont.
Signal Common
Signal Common
WC
5
1
6
G
Y
3
WB
4
2
WC
WC
WB
2ω
WB
See Note "A".
WC

-51 Primary Battery Operation.
-52 Primary Battery Operation.
Scheme #2

Note:- Signal 103-01 Prim
Battery Scheme #

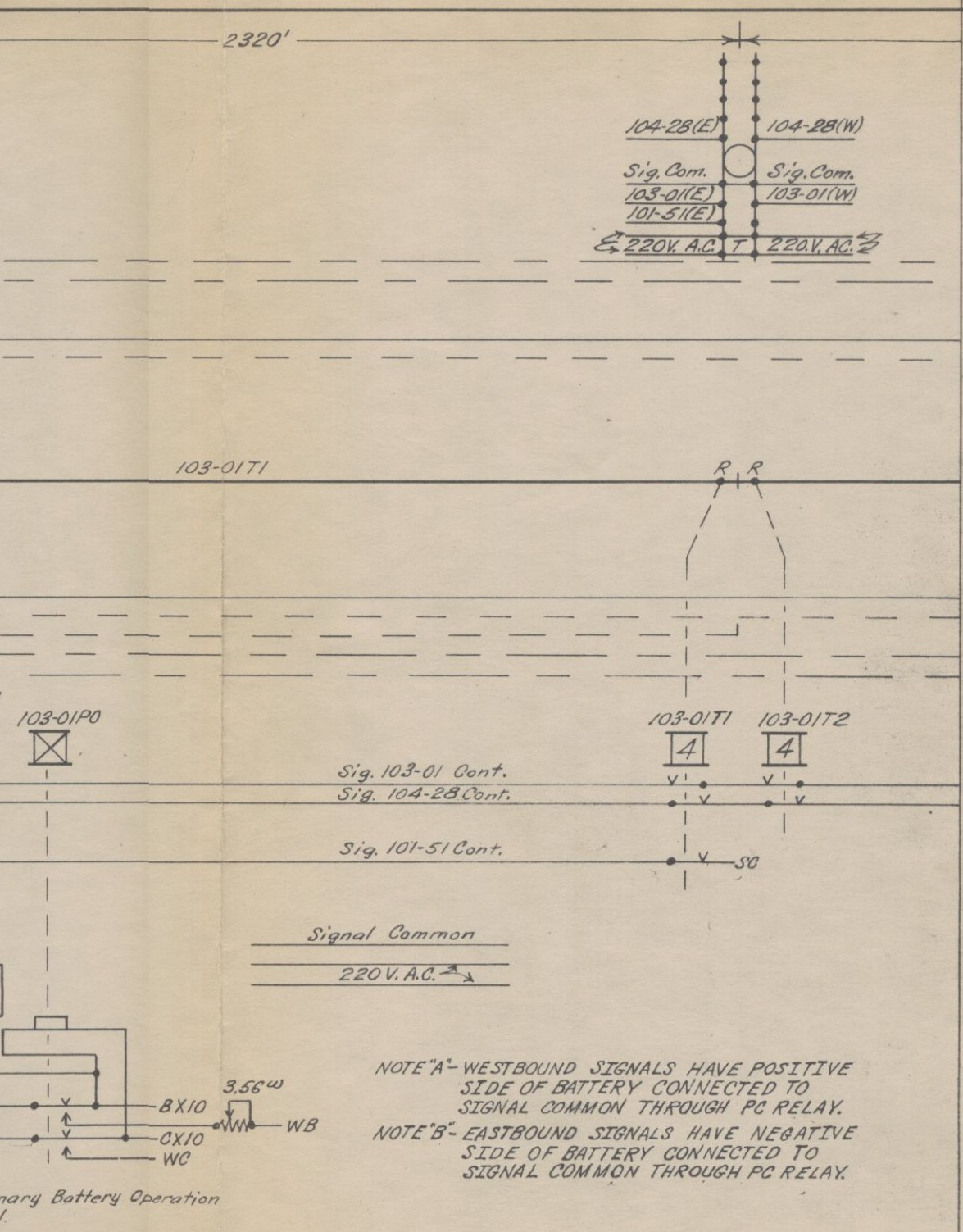
2320'
104-28(E)
104-28(W)
Sig. Com.
Sig. Com.
103-01(E)
103-01(W)
101-51(E)
220V. A.C.
T
220V. A.C.
103-01T1
R
R
103-01P0
103-01T1
103-01T2
4
4
Sig. 103-01 Cont.
Sig. 104-28 Cont.
Sig. 101-51 Cont.
SC
Signal Common
220V. A.C.
3.56ω
BX10
CX10
WC
WB
nary Battery Operation

NOTE "A" - WESTBOUND SIGNALS HAVE POSITIVE SIDE OF BATTERY CONNECTED TO SIGNAL COMMON THROUGH PC RELAY.

NOTE "B" - EASTBOUND SIGNALS HAVE NEGATIVE SIDE OF BATTERY CONNECTED TO SIGNAL COMMON THROUGH PC RELAY.

REVISED
4-28-53
7-22-58
12-23-59

Sheet 29

Zachary C. Gillihan
Digitally signed by Zachary C. Gillihan
DN: cn=Zachary C. Gillihan, o=ZCG Utility Scrap, ou, email=amerenue04@yahoo.com, c=US
Date: 2010.08.21 18:14:11 -05'00'